



REPORT 2002



ANNUAL REPORT 2002



NATIONAL LOTTERIES BOARD

Registered address:

Block A, Equity Park
257 Brooklyn Road
Brooklyn
Pretoria
0181

Postal address:

P O Box 1556
Brooklyn Square
Pretoria
0075

Telephone:

+27-12-362 0306

Fax:

+27-12-362 2590

Auditors:

Auditor-General

Bankers:

ABSA
Nedbank
First National Bank
Rand Merchant Bank
Standard Corporate Merchant Bank



Mr. A Erwin

Minister of Trade and Industry

Report of the National Lotteries Board for the period 1 April 2001 to 31 March 2002.

It is my singular honour to submit the Annual Report of the National Lotteries Board and the National Lottery Distribution Trust Fund.

J A Foster
Chairman





CONTENTS

PAGE NO.

Chairperson's Report	4
National Lotteries Board:	13
Report of the Auditor-General	14
Balance Sheet	15
Income Statement	16
Statement of Changes in Equity	17
Cash Flow Statement	18
Notes to the Financial Statements	21
National Lottery Distribution Trust Fund:	27
Report of the Auditor-General	28
Balance Sheet	29
Income Statement	30
Statement of Changes in Equity	31
Cash Flow Statement	32
Notes to the Financial Statements	33
Beneficiaries of Good Cause monies	36

CHAIRPERSON'S REPORT



The support of South Africans for the National Lottery in the past two years has been phenomenal. Because of this support, the funds raised by the National Lottery for good causes are making a difference to the lives of the people of South Africa through the promotion of charitable work, the arts, culture, national heritage, sport and recreation.

I am indeed proud to present the fourth Annual Report of the National Lotteries Board for the year ended 31 March 2002, in accordance with Section 12 of the Lotteries Act 1997, (Act No. 57 of 1997) as amended and the Public Finance Management Act 1999 (Act No. 1 of 1999) as amended.

When the National Lottery was launched in March 2000, there was only one Lotto draw per week, on a Saturday. Subsequently, scratchcards and a Wednesday draw have been introduced with great success. Each week millions of players, over the age of 18, buy lottery and scratchcard tickets and share in the millions of rands worth of prizes in the different categories.

The Board and Uthingo Management, the licensed operator, are committed to the promotion of responsible participation in the National Lottery and related games. To this effect, players are encouraged to only spend what they can afford to.

Since our last report, the Board has set up a highly efficient administrative and management support system for the distribution of monies generated by the National Lottery for good causes. The process of distribution of funds is being fine-tuned and we foresee the delivery of grants to the needy people of South Africa increasing as the National Lottery progresses.

My sincere gratitude goes to the members of the Board, the members of the Audit Committee, the members of the Distributing Agencies, the Chief Executive Officer and staff of the Board for their conscientious efforts. The accomplishments of the period under review are most noteworthy. I am also grateful for the support and guidance we have received from the Minister of Trade and Industry and the dti.

We all look forward to the challenges ahead of us and I am confident that the team we have will rise to all challenges presented. The monies raised for good causes are increasing as a result of the increasing support of the National Lottery by South Africans. This means that there will be more funds available for good causes. The Board is committed to ensuring that the revenue generated for good causes is as high as possible while ensuring that the National Lottery is run with all due propriety.

A handwritten signature in black ink, appearing to read 'J A Foster'.

J A Foster
Chairperson
30 May 2002



ACTIVITIES OF THE BOARD

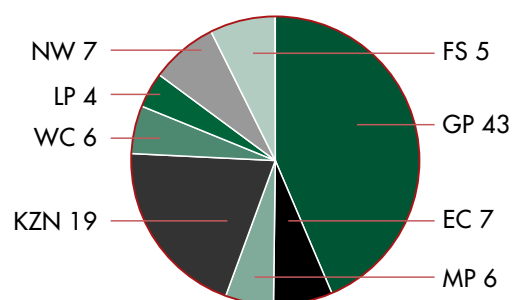
In the year under review, we can report on the following activities.

THE NATIONAL LOTTERY

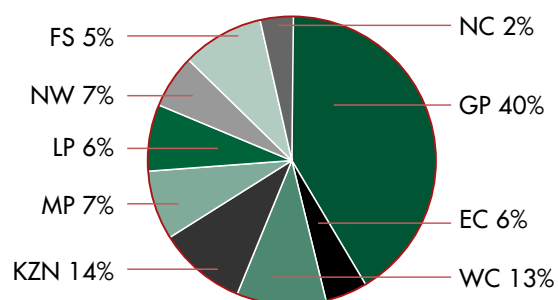
The sales of lottery tickets have shown a steady improvement throughout the year under review.

A total of 97 millionaires have been produced in the last financial year. Millions of South Africans have won prizes in the other six prize categories. The highest level of sales recorded in any week was R118m in draw number 125.

LOTTO Millionaires per Province



Ticket Sales per Province



Salient Lottery facts for the year under review are as follows:

Prize Winners	39 809 899
Millionaires	97
Rollovers	23
Highest Jackpot	R30 million
Highest Prize	R16 353 580
Average Number of Players Per Week	5.2 million
Total Sales (excl. VAT)	R3 497 479 942
Highest Weekly Sales	R118m
Total Prizes Paid	R1 933 995 629
Total Contribution to NLDTF	R813 642 341

Penalties

Although there were a few minor contraventions of the licence, the Board did not consider that these were serious enough to warrant any penalties. The last penalty incurred for non-compliance was in the previous financial year and amounted to R10 217 318. The Board did however insist that the Licensee, Uthingo Management, provide an undertaking to improve the quality of the service they receive from their technical suppliers.

Terminal Rollout

	31 March 2001	31 March 2002
SA Post Office	463	489
Chain Stores	1 269	1 399
Independent Retailers	4 254	5 108
Forecourts	418	492
Total	6 404	7 488

The figures above represent online terminals that are capable of selling tickets and do not include terminals that are installed and connected to the network but have been suppressed and therefore not capable of selling tickets. Terminal suppression occurs for various reasons ranging from bad debts to fraud to breach of the Retailer Agreement.

Fraud and Copyright Issues

There have been 15 attempts at defrauding the National Lottery. The status of these attempts is indicated in the table below. There have also been 16 cases of copyright infringements.

Cases withdrawn by the prosecutor	5
Cases in Court	7
Cases pending investigation	0
Convictions	3

Performance Standard Measures of Uthingo Management, operator of the National Lottery

As part of its bid commitments and during Licence negotiations, Uthingo and the Board agreed on a set of performance measures in respect of the National Lottery. The set of measures currently used will be extended as the National Lottery evolves and new activities are added. The more important measures are indicated in the table that follows:

Performance Area	Measure	Attained
Availability of Online Facilities (Central Systems)	99.98%	99.94%
Availability of Network	99.60%	99.70%
Terminal Reliability (number of unscheduled repair visits per year per terminal)	< 2	Yes
Timeliness of Payments to the NLDTF	Each Wednesday before 11h00	Yes
System Validation of Online prizes on the morning after draw	98.00%	99.94%
Payments of Walk-in claims exceeding R50 000 in less than 1 hour	90.00%	99.00%
Processing of undisputed postal claims and cheques dispatched within 5 days	80.00%	99.00%
Processing of damaged online tickets and cheques posted within 20 days	90.00%	100.00%
Player Relations: Replies required by mail within 5 days	90.00%	96.30%
Player Relations: Answering of Calls within 5 mins - Peak	60.00%	87.00%
Player Relations: Answering of Calls within 5 mins - Off-peak	90.00%	90.25%
Player Relations: Complaints resolved within 10 days	85.00%	42.50%

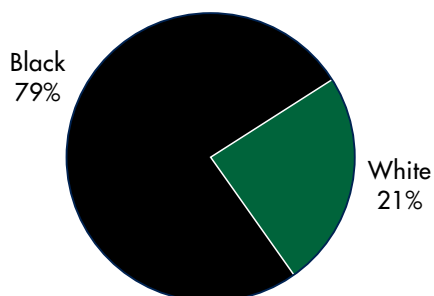
STAFF OF THE BOARD

In the period under review, the staff compliment of the Board amounted to 24. It is envisaged that a few more members of staff will be engaged in the coming year to include more support staff to accomplish the goals and aims of the Board.

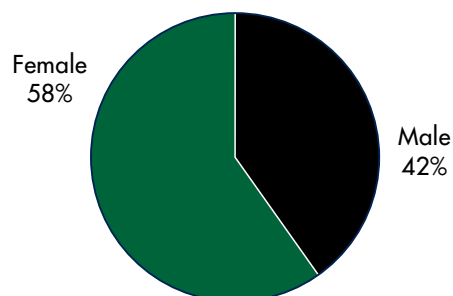


The Board is committed to equity and redress. In appointing members of staff, preference is given to candidates from previously disadvantaged groups. The Equity Distribution chart shows that 100% of the Board's staff comes from previously disadvantaged groups. This is due to the fact that the white compliment of the Board's staff is all female.

EQUITY



GENDER



Performance against Pre-Determined Objectives

Since the Board is a regulator, and since the process of regulation and its outcomes are very difficult to predict and to plan for, the Board relies on the specification of its functions in the Lotteries Act and directions given to it by the Minister of Trade and Industry as the primary objectives of its operation and performance. The National Treasury has supported this view. Specifically, these objectives and the Board's performance against them are presented below.

Objective	Boards Performance
Ensure that the National Lottery and Sport Pools are conducted with all due propriety.	<ul style="list-style-type: none"> All employees of the operator and the Board undergo extensive probity checks annually. Continuous monitoring of the Operator's control and security environments through regular compliance programmes. To date, the integrity of the National Lottery has not been compromised.
Ensure that the interest of every participant in the National Lottery is adequately protected.	<ul style="list-style-type: none"> Continuous monitoring of the gaming and prize payment environments and the Operator's call centre. Compliance visits to every live draw. Compliance visits to Retailers.
Ensure that the net proceeds of the National Lottery are as large as possible.	<ul style="list-style-type: none"> Continuous monitoring of Sales and Prizes and the tranche calculations specified in the Licence. Continuous monitoring of ancillary revenue. Continuous monitoring of all categories of expenditure incurred by the Operator.
Administer the National Lottery Distribution Trust fund (NLDTF) and hold it in trust.	<ul style="list-style-type: none"> Tight controls on the receipt and investment of monies generated. Tight controls on the disbursement of monies to beneficiaries.
Monitor, regulate and police lotteries incidental to exempt entertainment, private lotteries, society lotteries and any competition contemplated in Section 54 of the Lotteries Act.	<ul style="list-style-type: none"> Continuous monitoring of lottery related activity in the market. Processes in place for registration of lottery managers, operators and fundraising schemes.
Advise the Minister on percentages of money to be allocated in terms of Section 26(3) of the Lotteries Act.	<ul style="list-style-type: none"> The Board has since made two proposals regarding the allocation of monies. Both proposals were approved by the Minister and Gazetted.
Advise the Minister on the efficacy of legislation pertaining to lotteries and ancillary matters.	<ul style="list-style-type: none"> The Board has since made proposals to the Minister regarding amendments to the Lotteries Act on three occasions. Two amendments have already been implemented.
Advise the Minister on establishing and implementing a social responsibility program in respect of lotteries.	<ul style="list-style-type: none"> The Board, in conjunction with the Operator, has a comprehensive social responsibility programme. The Board monitors the programme annually.
Administer and invest the money paid into the National Lottery Distribution Trust Fund in accordance with the Lotteries Act.	<ul style="list-style-type: none"> The Board has received approval from the Minister of Finance for its investment strategy and currently invests in strict accordance with this policy.
Make such arrangements as may be specified in the licence for the protection of prize monies and sums for distribution.	<ul style="list-style-type: none"> The Board has, at the start up of the Lottery, approved and authorised the various trusts to hold monies reserved for outstanding prizes. The status of these trusts is monitored continually.
Provide the administrative and management support to the Distribution Agencies for the purposes of grant making.	<ul style="list-style-type: none"> The Board has set up the Central Applications Office and has to date, in cooperation with the Distributing Agencies, disbursed 1240 grants totalling R222 539 227. The current cost to disbursement is below 2%. The international average is approximately 11%.

The Board is currently in the process of specifying detailed measurable outcomes in respect of its efficiency in the area of grant disbursements and the throughput in the Central Applications Office. The Board's performance against these will be reflected in the next financial year.

NATIONAL LOTTERY DISTRIBUTION TRUST FUND

Advertisements calling for applications were issued on 25 March 2001 for the Charities category and on 1 April 2001 for the Sports and Recreation; and Arts, Culture and National Heritage categories. Disbursements commenced in July 2001.

To qualify for funding from the **Arts and Culture** allocation, organisations had to show that their activities addressed the production and promotion of cultural products and/or performance; education, training and skills transfer; and the building of new audiences and increasing public access to the arts. Applications for funding from the **National Heritage** (including Environment) category were invited from community, youth, women's, faith and school groups from different socio-economic backgrounds. These organisations had to be involved in the areas of cleanup operations, especially in densely populated areas; planting of indigenous plants and trees; youth environmental education; and youth activities that encouraged partnerships for sharing experiences and resources between the more and the less advantaged groups. Priority in the National Heritage category was given to proposals that also promoted job creation; skills transfer; equity, and redress of historic imbalances; and Nation building.

The **Charities** Distributing Agency has set its initial focus on organisations serving the needs of children, the youth, socially vulnerable groups (e.g. elderly, women, and disabled) and people living with HIV/AIDS. Organisations had to demonstrate that they faced the risk of scaling down or closure if not assisted.

The Distributing Agency for **Sport and Recreation** identified as their priority areas, existing sports facilities/clubs that lacked sports equipment; the upgrading and/or renovation of existing sports facilities; and training institutions/organisations running training programmes for capacity building for sport i.e. managers, coaches, administrators and technical officials. Special consideration was given where the activities of organisations applying for funding from the Sport and Recreation Distributing Agency benefited people in rural areas and vulnerable groups such as women, the youth, people with disabilities and the elderly.

In the absence of a Reconstruction and Development Programme (RDP) fund, no funds were transferred in this category. The Board is in discussion with the Minister of Trade and Industry to combine the RDP category with the Miscellaneous Purposes category and to look at other possibilities for the distribution of the funds allocated for these purposes. This exercise will call for an amendment to the Lotteries Act and is envisaged to be completed in the next financial year.

For the period 01 April 2001 to 31 March 2002, the breakdown of the funding process is as follows:

Category	Amount Available for Distribution	No. of Applications	No. of Applications that met the requirements	Amount Allocated
Arts, Culture & National Heritage	R 99,313,412	742	139	R 48,096,414
Charities	R154,705,387	2 254	850	R102,781,275
Sport & Recreation	R 99,313,412	535	251	R 71,661,538
RDP	R 63,921,436	--	--	0.00
Miscellaneous Purposes	R 21,960,717	--	--	0.00
TOTAL	R439,214,364	3 531	1 240	R222,539,227

From the above, it can be seen that 62% of the funds available for Arts, Culture and National Heritage; Charities; and Sport and Recreation were allocated to good causes. All unallocated funds will be carried forward to the next year and will be made available for distribution.

For the period 01 April 2001 to 31 March 2002, the distribution of good cause monies per province is as follows:

	Arts, Culture & National Heritage	Charities	Sport & Recreation	TOTAL
Eastern Cape	R 3,445,504	R 10,287,991	R 12,177,635	R 25,911,130
Free State	R 987,460	R 4,404,672	R 2,896,583	R 8,288,715
Gauteng	R 17,012,680	R 36,858,077	R 18,274,807	R 72,145,564
KwaZulu Natal	R 5,603,360	R 14,677,155	R 10,862,528	R 31,143,043
Limpopo	R 2,971,000	R 2,530,900	R 5,191,217	R 10,693,117
Mpumalanga	R 400,000	R 2,400,544	R 3,495,400	R 6,295,944
Northern Cape	R 498,247	R 3,044,865	R 3,430,321	R 6,973,433
North West	R 2,642,500	R 2,143,960	R 3,185,276	R 7,971,736
Western Cape	R 14,535,663	R 26,433,111	R 12,147,771	R 53,116,545
TOTAL	R 48,096,414	R102,781,275	R71,661,538	R222,539,227

A detailed list of all beneficiaries of the NLDTF in the period under review would be made available to the public through a poster campaign made possible by the generous sponsorship from ABSA. The posters will be displayed at all lottery retail outlets.

For a detailed list of all allocations, please refer to pages 36 to 48 of the report.

SOCIETY AND OTHER LOTTERIES

Regulations in respect of society and other lotteries were promulgated on 18 April 2000 in Government Gazette No. 21119.

In terms of the regulations, societies that wish to raise funds through lottery-type competitions have to first register with the National Lotteries Board and comply with requirements of the regulations. In doing so, all organisations are obliged to inform the Board of each competition they run. The regulations also govern, amongst others, the amount that can be raised in each lottery, the frequency of lotteries and the amount that can be allocated to legitimate expenses. Registered societies are given the opportunity to apply for exemptions, should they so require.

In the period under review:

Applications of Registration

	Received	Approved	Declined	Outstanding
Applications for Society Registration	33	21	0	12
Applications for Scheme Registration	42	24	0	18

Application for Exemption

Registration Number	Name of Society	Draw Date	The Nature of Exemption Granted
00004	S A Blind Workers Organisation	26/04/02	Exemption in terms of the amount to be raised in one lottery. This society was allowed to raise R5 million instead of R2 million in one lottery.
00010	Heart Foundation	30/08/01	Exemption in terms of the alternative first prize to be offered. The society was also allowed to extend the draw date from 26/05/01 to 30/08/01 as intended.
00017	S A Guide Dogs Association	08/08/01	Exemption for level of expenses. The society was also allowed to extend the draw date from 04/07/01 to 08/08/01 as intended.

PROMOTIONAL COMPETITIONS

The Board engaged the Bureau for Market Research at UNISA to investigate and clarify the nature of the responses to the Draft Regulations on Promotional Competitions published in November 1999.

It was concluded that one of the main purposes of section 54 of the Lotteries Act was to protect the National Lottery and other lotteries against promotional competitions.

In view of the lack of impact of promotional competitions on those lotteries, the strict provisions of section 54 were relaxed and the unnecessary limits and protective measures were repealed, but the measures affording protection to the general public were retained.

A new measure has been introduced which proposes that a promotional competition is not unlawful if the purchase of goods or use of services promoted by the promotional competition are not the only means, instrument, method, process or mechanism to enable a participant to take part in the draw relating to that competition.

AUDIT COMMITTEE

The Audit Committee was established on 1 March 2002. The committee is served by non-executive members that have been appointed for a period of two years.

Members of the Audit Committee are:

Norman Axten is the Chairperson of the Audit Committee and is also a non-executive member of the National Lotteries Board. He is a retired banker with 43 years experience in the industry. Mr. Axten is a fellow of the Institute of Bankers, a past president of the Institute of Bankers and of the Association of Mortgage Lenders and is also a past Chief Executive of the Banking Council. He now serves as a director of companies.

Ratha Nayager, a Chartered Accountant by profession, is currently the Industry Focus Leader of the Public Sector Division of Ernst & Young in Johannesburg. Since 1998, until recently, Mr. Nayager was responsible for the overall performance of the Gauteng Audit Office of the Auditor-General where his duties included overseeing the auditing of 15 provincial departments, 35 local governments and 15 Public Entities.

Kobus Scheepers is a retired Managing Partner of PriceWaterhouseCoopers (Northern Region) and a member of various Audit Committees including: Medihelp, City of Tswane, North West Provincial Government and the National Gambling Board. He is also a member of the Disciplinary Committee of the Public Accountants and Auditors Board. Mr. Scheepers is currently serving as Chairman of the Interim Representative Council guiding the restructuring of the Accountancy Profession in South Africa. He also serves as a director of organisations.

The responsibilities and duties of the Audit Committee include, *inter alia*:

- Reviewing of management procedures with regard to internal control;
- Reviewing of management procedures with regard to financial reporting;
- Evaluation of the external and internal Audit Plans;
- Consideration of problems arising out of audits; and
- Reviewing of the annual financial statements before approval by the Board.

The first meeting was held on 20 March 2002 and the committee has thus far reviewed the following:

- The National Lotteries Board's Audit Policy;
- The Internal Audit Plan for the year ending 31 March 2003; and
- The annual financial statements for year ending 31 March 2002 by:
 - o Assessing the accounting principles used and significant estimates made by management; and
 - o Evaluating the overall financial statement presentation.

STATEMENT OF RESPONSIBILITY

The Board is responsible for the maintenance of adequate accounting records and the preparation and integrity of the financial statements and all related information. The auditors are responsible for reporting on the fair presentation of the financial statements. The financial statements have been prepared in accordance with South African Statements of Generally Accepted Accounting Practice and in the manner required by the Public Finance Management Act, as amended, and related Treasury Regulations.

The Board is also responsible for the National Lotteries Board's systems of internal control. These are designed to provide reasonable, but not absolute, assurance as to the reliability of the financial statements and to adequately safeguard, verify and maintain accountability of assets, and to prevent and detect misstatement and deficit. Nothing has come to the attention of the members to indicate that any material breakdown in the functioning of these controls, procedures and systems has occurred during the year under review.

The financial statements have been prepared on the going concern basis, since the members have every reason to believe that the Board has adequate resources in place to continue to operate for the foreseeable future.

FINANCIAL RESULTS

The financial results of the National Lotteries Board and the National Lottery Distribution Trust Fund are set out in the attached financial statements.

MEMBERS OF THE BOARD

The Members of the Board are:

Mr. Joe Foster – Chairperson	(appointed 22/10/98)
Mr. Norman Axten	(appointed 15/10/98)
Adv. Nceba Dukada	(appointed 15/10/98)
Ms. Nora Fakude-Nkuna	(appointed 15/10/98)
Mr. Henry Makgothi	(appointed 20/07/00)
Dr. Alistair Ruiters	(appointed 02/07/00)
Ms. Shelley Thomas	(appointed 15/10/98)

BOARD AND EXECUTIVE MEMBERS' EMOLUMENTS

The following emoluments were paid to or receivable by the Board and Executive Members during the period under review:

Executive Chairperson (R'000)

Basic salary	402
Arrear salary	68
Annual bonus	32
Travel allowance	138
Medical aid	6
Pension fund	80
Home- owners allowance	12
Entertainment allowance	2
Overseas travel allowance	11

Non-executive Board Members (R'000)

	N Axten	N Dukada	N Fakude-Nkuna	H Makgothi	S Thomas
Meeting attendance	17	5	5	14	5
Professional fees	-	-	-	-	8
Reimbursive travel	4	-	3	-	1
Loss of income	10	10	-	-	-
Overseas travel allowance	12	12	-	-	-

Chief Executive Officer (R'000)

Basic salary	382
Annual bonus (including arrear bonuses)	121
Reimbursive allowance	15
Travel allowance	66
Cell allowance	5
Entertainment allowance	3
Overseas travel allowance	11

MATERIAL EVENTS AFTER YEAR END

No matter which is material to the financial affairs of the National Lotteries Board or the National Lottery Distribution Trust Fund has occurred between the balance sheet date and the date of approval of the financial statements.

AUDITORS

The Office of the Auditor-General will continue to perform the audits in accordance with the Lotteries Act.

The financial statements set out on pages 15 to 25 for the National Lotteries Board and pages 29 to 35 for the National Lottery Distribution Trust Fund were approved by the Board and are signed on their behalf.



J A Foster
Chairperson
31.05.2002



V Ram
Chief Executive Officer



NATIONAL LOTTERIES BOARD (NLB)

ANNUAL FINANCIAL STATEMENTS for the year ended 31 March 2002





AUDITOR - GENERAL

REPORT OF THE AUDITOR-GENERAL TO PARLIAMENT ON THE FINANCIAL STATEMENTS OF THE NATIONAL LOTTERIES BOARD FOR THE YEAR ENDED 31 MARCH 2002

1. AUDIT ASSIGNMENT

The financial statements as set out on pages 15 to 25, for the year ended 31 March 2002, have been audited in terms of section 188 of the Constitution of the Republic of South Africa, 1996 (Act No. 108 of 1996), read with sections 3 and 5 of the Auditor-General Act, 1995 (Act No. 12 of 1995) and section 12 of the National Lotteries Act, 1997 (Act No. 57 of 1997). These financial statements, the maintenance of effective control measures and compliance with relevant laws and regulations are the responsibility of the accounting authority. My responsibility is to express an opinion on these financial statements, based on the audit.

2. NATURE AND SCOPE

The audit was conducted in accordance with Statements of South African Auditing Standards. Those standards require that I plan and perform the audit to obtain reasonable assurance that the financial statements are free of material misstatement.

An audit includes:

- examining, on a test basis, evidence supporting the amounts and disclosures in the financial statements,
- assessing the accounting principles used and significant estimates made by management, and
- evaluating the overall financial statement presentation.

Furthermore, an audit includes an examination, on a test basis, of evidence supporting compliance in all material respects with the relevant laws and regulations, which came to my attention and are applicable to financial matters.

I believe that the audit provides a reasonable basis for my opinion.

3. AUDIT OPINION

In my opinion, the financial statements fairly present, in all material respects, the financial position of the National Lotteries Board at 31 March 2002 and the results of its operations and cash flows for the year then ended in accordance with South African Statements of Generally Accepted Accounting Practice and in the manner required by the Public Finance Management Act, 1999 (Act No. 1 of 1999).

4. APPRECIATION

The assistance rendered by the staff of the National Lotteries Board during the audit is sincerely appreciated.

TM NOMBEMBE
for Auditor-General

Pretoria
18/07/2002



NATIONAL LOTTERIES BOARD
BALANCE SHEET
as at 31 March 2002

	Notes	2002 R	2001 R
ASSETS			
Non-current assets			
Property, plant and equipment	6	1 446 121	1 489 828
		<u>1 446 121</u>	<u>1 489 828</u>
Current assets			
Trade and other receivables	7	302 252	81 048 043
Investments	8	77 438 716	-
Cash and cash equivalents	9	7 097 821	3 387 867
		<u>84 838 789</u>	<u>84 435 910</u>
Total assets		<u>86 284 910</u>	<u>85 925 738</u>
EQUITY AND LIABILITIES			
Reserves			
Retained earnings		4 600 495	3 284 770
		<u>4 600 495</u>	<u>3 284 770</u>
Non-current liabilities			
Finance lease	10	14 834	23 921
Deferred income: Licence fees	11	683 545	911 393
		<u>698 379</u>	<u>935 314</u>
Current liabilities			
Accounts payable	12	78 688 542	81 705 654
Deferred income: NLDTF assistance	5	2 297 494	-
		<u>80 986 036</u>	<u>81 705 654</u>
Total equity and liabilities		<u>86 284 910</u>	<u>85 925 738</u>



NATIONAL LOTTERIES BOARD
INCOME STATEMENT
for the year ended 31 March 2002

	Notes	2002 R	2001 R
Revenue		8 838 997	5 365 181
Operating costs		(8 578 802)	(5 924 357)
Operating surplus/(deficit) before finance costs		260 195	(559 176)
Finance costs	3	(3 864)	(5 173)
Operating surplus/(deficit)	1	256 331	(564 349)
Investment income		1 059 394	423 506
Surplus/(deficit) for the year		1 315 725	(140 843)



NATIONAL LOTTERIES BOARD
STATEMENT OF CHANGES IN EQUITY
for the year ended 31 March 2002

	Notes	2002 R	2001 R
Retained earnings			
At beginning of year		3 284 770	3 425 613
Surplus/(deficit) for the year		1 315 725	(140 843)
At end of year		4 600 495	3 284 770



NATIONAL LOTTERIES BOARD
CASH FLOW STATEMENT
for the year ended 31 March 2002

	Notes	2002 R	2001 R
Cash flow from operating activities			
Cash receipts from customers		89 584 788	(75 870 486)
Cash paid to suppliers and employees		(8 985 214)	75 165 262
Cash flows from operating activities	15	80 599 574	(705 224)
Investment income		1 059 394	423 506
Finance charges		(3 864)	(5 173)
Net cash (utilised in) operating activities		81 655 104	(286 891)
Cash flow from investing activities			
Acquisition of property, plant and equipment		(497 347)	(954 982)
(Increase)/decrease in investments		(77 438 716)	1 124 158
Net cash (used in)/generated by investing activities		(77 936 063)	169 176
Cash flow from financing activities			
Payment of long term borrowings		(9 087)	(7 793)
Net cash (used in) financing activities		(9 087)	(7 793)
Net increase/(decrease) in cash and cash equivalents		3 709 954	(125 508)
Cash and cash equivalents at beginning of year		3 387 867	3 513 375
Cash and cash equivalents at end of year	9	7 097 821	3 387 867



NATIONAL LOTTERIES BOARD

SUMMARY OF ACCOUNTING POLICIES

for the year ended 31 March 2002

The principal accounting policies adopted in the preparation of these financial statements are set out below.

1 Basis of preparation

The principal accounting policies of the Board and the disclosures made in the financial statements conform to Statements of Generally Accepted Accounting Practice in South Africa. The financial statements are prepared on the historical cost basis. The principal policies are consistent with those applied in previous years.

1.1 Property, plant and equipment

All property, plant and equipment are initially recorded at cost. Property, plant and equipment are stated at historical cost less accumulated depreciation and are written off over the expected useful life of the asset.

Depreciation is calculated on the straight-line method to write off the cost of each asset to their residual values over their estimated useful life as follows:

- Furniture and fittings	5 years
- Office equipment	5 years
- Computer equipment	3 years
- Motor vehicles	4 years
- Leasehold improvements	3 years
- Intangible assets	3 years

Where the carrying amount of an asset is greater than its estimated recoverable amount, it is written down immediately to its recoverable amount.

Where the cost of an asset is less than R2 000 that asset is expensed immediately.

Gains and losses on disposal of property, plant and equipment are determined by reference to their carrying value and are taken into account in determining operating profit.

1.2 Leased assets

Finance lease

Leases of property, plant and equipment where the National Lotteries Board assumes substantially all the benefits and risks of ownership are classified as finance leases. Finance leases are capitalised at cost. Each lease payment is allocated between the liability and finance charges so as to achieve a constant rate on the finance balance outstanding. The corresponding rental obligations, net of finance charges, are disclosed as non-current liabilities. The interest element of the finance charges is charged to the income statement over the lease period. The property, plant and equipment acquired under finance leasing contracts are depreciated over the useful lives of the assets.

1.3 Operating leases

Leases of assets under which the lessor effectively retains all the risks and benefits of ownership are classified as operating leases. Payments made under operating leases are charged to the income statement on a straight-line basis over the period of the lease.

1.4 Provisions

Provisions are recognised when:

- the National Lotteries Board has a present legal or constructive obligation as a result of past events,
- it is probable that an outflow of resources embodying economic benefits will be required to settle the obligation, and
- a reliable estimate of the amount of the obligation can be made.

Employee entitlements to annual leave and service bonuses are recognised when they accrue to employees. A provision is made for the estimated liability for annual leave and service bonuses as a result of services rendered by employees up to the balance sheet date.

1.5 Revenue recognition

Revenue earned by the Board is recognised on the following basis:

- License fees – over the period of the licence contract,
- Interest income – as it accrues (taking into account the effective yield on the asset) unless collectability is in doubt, and
- Fees received from the bidders – as it accrues.

1.6 Government grants/assistance from the NLDTF

Government grants/assistance from NLDTF utilised to purchase property and equipment are included in non-current liabilities as deferred income and are credited to the Income Statement on a straight-line basis over the expected lives of the related assets.

1.7 Financial instruments

Financial instruments carried on the balance sheet include cash and bank balances, investments, receivables, creditors, leases and borrowings.

Measurement

Financial instruments are initially measured at cost. Subsequent to initial recognition these instruments are measured as set out below.

Investments

Investments are shown at capital invested plus accrued interest. Where there has been a permanent diminution in the value of an investment impairment, it is recognised as an expense in the period in which the diminution is identified.

Trade and other receivables

Trade and other receivables are stated at cost less provision for doubtful debts.

Cash and cash equivalents

Cash and cash equivalents are measured at cost plus interest income as it accrues.

Financial liabilities

Financial liabilities are recognised at amortised cost, namely original debt less principal payments and amortisations.

1.8 Retirement benefit cost

The Government Employees Pension Fund is a defined benefit fund, which provides retirement and death benefits for the Chairperson. The pension plan is generally funded by payments from the Chairperson and the National Lotteries Board. The contributions are charged to the income statement in the year to which they relate.

The Provident Fund to which all other employees belong is a defined contribution fund, which provides retirement, death and disability benefits. The National Lotteries Board, as part of the cost to company as negotiated with all employees, funds the plan. The contributions are charged to the income statement in the year to which they relate.

NATIONAL LOTTERIES BOARD
NOTES TO THE ANNUAL FINANCIAL STATEMENTS
for the year ended 31 March 2002

1 Operating surplus/(deficit)

The following items have been charged in arriving at the surplus/(deficit):

	2002	2001
	R	R
Depreciation on property, plant and equipment		
Furniture and fittings	137 675	152 085
Intangible assets	129 665	-
Office equipment	39 836	50 356
Computer equipment	169 880	58 997
Leasehold improvements	33 066	160 260
Motor vehicles	30 932	19 776
	<u>541 054</u>	<u>441 474</u>
Auditors' remuneration		
Audit fees - current year	469 530	370 928
(Over) / under provision: previous years	(82 799)	112 196
	<u>386 731</u>	<u>483 124</u>
Operating lease payments	<u>536 993</u>	<u>477 072</u>

2 Remuneration

	2002	2001
	R	R
Salaries and wages	3 984 145	2 451 740
National Lotteries Board Members	857 263	597 555
Board meetings	46 650	68 000
Professional fees	7 800	(233 041)
Salary	740 171	648 552
Reimbursive travel	8 670	18 226
Loss of income	20 000	38 000
Other	33 972	57 818
Distribution Agency Members	168 022	149 099
Board meetings	133 992	62 000
Professional fees	-	80 000
Reimbursive travel	34 030	7 099
Total	<u>5 009 430</u>	<u>3 198 394</u>

Average weekly number of persons employed:

Full time	20	17
-----------	----	----

3 Finance costs

	2002	2001
	R	R
Interest paid	<u>3 864</u>	<u>5 173</u>

4 Government Grants

	2002	2001
	R	R
Opening balance	-	-
Government grants received	-	3 500 000
Utilisation for the year	-	(3 500 000)
	<u>-</u>	<u>-</u>

NATIONAL LOTTERIES BOARD
NOTES TO THE ANNUAL FINANCIAL STATEMENTS
for the year ended 31 March 2002

5 NLDTF Assistance

	2002	2001
	R	R
Opening balance	-	-
Assistance received according to Section 34 of the National Lotteries Act	10 880 160	1 604 000
Utilisation for the year	(8 582 666)	(1 604 000)
Amount to be surrendered	<u>2 297 494</u>	<u>-</u>

6 Property, plant and equipment (R)

	Furniture and fittings	Machinery	Office equipment	Computer equipment	Motor vehicles	Leasehold improvements	Intangible assets	Total
Year ended 31 March 2002								
Opening net-book value	422 601	-	125 790	386 346	42 848	123 243	389 000	1 489 828
Additions	129 529	-	31 732	175 573	133 874	9 633	17 006	497 347
Depreciation charge	(137 675)	-	(39 836)	(169 880)	(30 932)	(33 066)	(129 665)	(541 054)
Net book value end of year	414 455	-	117 686	392 039	145 790	99 810	276 341	1 446 121

At 31 March 2001

Opening net-book value	719 900	4 988	129 027	59 781	62 624	-	-	976 320
Trf to/(from) Office equipment	-	(4 988)	4 988	-	-	-	-	-
Trf to/ (from) Leasehold improvements	(275 884)	-	-	-	-	275 884	-	-
Additions	130 670	-	42 131	385 562	-	7 619	389 000	954 982
Depreciation charge	(152 085)	-	(50 356)	(58 997)	(19 776)	(160 260)	-	(441 474)
Net book value end of year	422 601	-	125 790	386 346	42 848	123 243	389 000	1 489 828

Year ended 31 March 2002

Cost	801 600	-	246 250	653 500	212 978	336 489	406 006	2 656 823
Accumulated depreciation	(387 145)	-	(128 564)	(261 461)	(67 188)	(236 679)	(129 665)	(1 210 702)
Net book value end of year	414 455	-	117 686	392 039	145 790	99 810	276 341	1 446 121

At 31 March 2001

Cost	672 070	-	214 518	477 928	79 104	326 856	389 000	2 159 476
Accumulated depreciation	(249 469)	-	(88 728)	(91 582)	(36 256)	(203 613)	-	(669 648)
Net book value end of year	422 601	-	125 790	386 346	42 848	123 243	389 000	1 489 828



NATIONAL LOTTERIES BOARD
NOTES TO THE ANNUAL FINANCIAL STATEMENTS
for the year ended 31 March 2002

Leased assets included above where the National Lotteries Board is a lessee under a finance lease comprise of office equipment.

	2002	2001
	R	R
Cost	43 980	43 980
Accumulated depreciation	(26 388)	(17 592)
Total book value	<u>17 592</u>	<u>26 388</u>

The leased assets are encumbered as security in respect of the finance lease liability. (Refer note 10)

7 Trade and other receivables

	2002	2001
	R	R
Other receivables	30 000	1 226 560
Uthingo Management (Pty) Ltd	-	79 751 570
Staff loans	65 783	42 161
VAT receivable	196 469	17 752
Deposits	10 000	10 000
	<u>302 252</u>	<u>81 048 043</u>

The amount due from Uthingo Management (Pty) Ltd in 2001 was raised in accordance with the National Lottery licence agreement, whereby the Licensee is to pay a specified amount to the Board, in order to assist with the continued operation of the National Lottery after expiry, termination or revocation of the licence for any reason. After the deduction and subsequent payment of value added tax, the full amount was invested. (Refer note 8.)

8 Investments

With reference to notes 7 and 12, the Escrow investment comprises:

	2002	2001
	R	R
Capital amount	69 957 517	-
Interest received/accrued	7 481 199	-
	<u>77 438 716</u>	<u>-</u>

9 Cash and cash equivalents

	2002	2001
	R	R
Cash	424 448	50 880
Call deposits and negotiable certificates	6 673 373	3 336 987
	<u>7 097 821</u>	<u>3 387 867</u>

For the purpose of the cash flow statement the year-end cash and cash equivalents comprise of the following:

	2002	2001
	R	R
Bank balances	424 448	50 880
Cash on hand	6 673 373	3 336 987
	<u>7 097 821</u>	<u>3 387 867</u>

NATIONAL LOTTERIES BOARD
NOTES TO THE ANNUAL FINANCIAL STATEMENTS
for the year ended 31 March 2002

10 Finance Lease

The liability arose from a lease agreement repayable over 60 months commencing in March 1999. Interest is calculated on the Nedbank prime-lending rate as at year-end.

	2002	2001
	R	R
Total amount outstanding	24 119	31 746
Less: Current portion transferred to current liabilities	(9 285)	(7 825)
Total interest bearing borrowings	14 834	23 921

The interest rate exposure of borrowings of the National Lotteries Board was as follows:

At fixed rates (%)	0%	0%
At floating rates (%)	15.0%	14.5%

The present value of finance lease liabilities may be analysed as follows:

Payable within 12 months	9 285	7 825
Later than 12 months and not later than 5 years	14 834	23 921
Later than 5 years	-	-
	24 119	31 746

Finance lease liabilities – minimum lease payments:

Payable within 12 months	11 958	11 922
Later than 12 months and not later than 5 years	16 355	28 287
Later than 5 years	-	-
	28 313	40 209
Less: Future finance charges on finance leases	(4 194)	(8 463)
Present value of finance lease liabilities	24 119	31 746

11 Deferred income: Licence fees

Licence fees relate to the licence awarded to Uthingo Management (Proprietary) Limited for the National Lottery. This licence is valid for 7 years and will be amortised over this period.

	2002	2001
	R	R
Total at beginning of year	1 139 241	1 367 089
Charged to income statement	(227 848)	(227 848)
	911 393	1 139 241
Current portion of deferred income	(227 848)	(227 848)
Balance at end of year	683 545	911 393

12 Accounts payable

	2002	2001
	R	R
Accruals	767 190	1 521 598
Escrow liability	77 438 716	79 751 570
Other payables	121 148	87 725
Deferred income: Licence fees current portion	227 848	227 848
Other provisions	124 355	109 088
Current portion of long term liability	9 285	7 825
	78 688 542	81 705 654

With reference to notes 7 and 8 above, the Escrow liability represents the initial amount reserved in order to assist with the continued operation of the National Lottery after expiry, termination or revocation of the licence for any reason. Should the need not materialise, the funds will be transferred to the National Lottery Distribution Trust Fund.

Included in other provisions are provisions for bonuses and leave pay.

NATIONAL LOTTERIES BOARD
NOTES TO THE ANNUAL FINANCIAL STATEMENTS
for the year ended 31 March 2002

13 Operating Lease Commitments

	2002	2001
	R	R
Amounts payable within 12 months	541 800	536 993
Later than 12 months but not later than 5 years	1 286 450	-
	1 828 250	536 993

Office premises are leased. Rentals are charged as an expense as and when incurred.

14 Contingencies

	2002	2001
	R	R
The amount represents a guarantee provided by Nedbank for the rental-operating lease.	35 325	35 325

15 Cash flows from operating activities

	2002	2001
	R	R
Surplus/(deficit)	1 315 725	(140 843)
Adjusted for:		
Depreciation included in other operating costs	541 054	441 474
Investment income	(1 059 394)	(423 506)
Borrowing costs capitalised	3 864	5 173
Deferred income-licence fees	(227 848)	(227 848)
Movements in current assets and liabilities		
Decrease/(increase) in receivables and prepayments	80 745 791	(81 007 819)
(Decrease)/increase in trade and other payables	(3 017 112)	80 648 145
Deferred income: Assistance from NLDTF	2 297 494	-
Cash flows from operating activities	80 599 574	(705 224)

16 Taxation

The National Lotteries Board is exempt from income tax in terms of Section 10(1)(cA) of the Income Tax Act, 1962, (Act No. 58 of 1962). The Board is however registered and liable for VAT in terms of the Value-Added Tax Act, 1991, (Act No. 89 of 1991).





NATIONAL LOTTERY DISTRIBUTION TRUST FUND (NLDTF)

ANNUAL FINANCIAL STATEMENTS for the year ended 31 March 2002





AUDITOR - GENERAL

REPORT OF THE AUDITOR-GENERAL TO PARLIAMENT ON THE FINANCIAL STATEMENTS OF THE NATIONAL LOTTERY DISTRIBUTION TRUST FUND FOR THE YEAR ENDED 31 MARCH 2002

1. AUDIT ASSIGNMENT

The financial statements as set out on pages 29 to 35, for the year ended 31 March 2002, have been audited in terms of section 188 of the Constitution of the Republic of South Africa, 1996 (Act No. 108 of 1996), read with sections 3 and 5 of the Auditor-General Act, 1995 (Act No. 12 of 1995) and section 12 of the National Lotteries Act, 1997 (Act No. 57 of 1997). These financial statements, the maintenance of effective control measures and compliance with relevant laws and regulations are the responsibility of the accounting authority. My responsibility is to express an opinion on these financial statements, based on the audit.

2. NATURE AND SCOPE

The audit was conducted in accordance with Statements of South African Auditing Standards. Those standards require that I plan and perform the audit to obtain reasonable assurance that the financial statements are free of material misstatement.

An audit includes:

- examining, on a test basis, evidence supporting the amounts and disclosures in the financial statements,
- assessing the accounting principles used and significant estimates made by management, and
- evaluating the overall financial statement presentation.

Furthermore, an audit includes an examination, on a test basis, of evidence supporting compliance in all material respects with the relevant laws and regulations, which came to my attention and are applicable to financial matters.

I believe that the audit provides a reasonable basis for my opinion.

3. QUALIFICATION

In terms of section 64(2) of the National Lotteries Act, 1997 (Act No. 57 of 1997), all unexpended moneys in the Distribution Account referred to in the State Lotteries Act, 1984 (Ciskei), and those in the State Lottery Trustee Account referred to in the Lotteries Decree, 1989 (Transkei), immediately before the commencement of this Act, shall be paid into the National Lottery Distribution Trust Fund. At the date of this report this money had not been transferred and the total amount outstanding could not be calculated. The annual financial statements could therefore be understated by an unknown amount.

The Department of Trade and Industry informed the National Lotteries Board (NLB) after year-end that the responsibility for transferring unexpended moneys rests with the NLB. In view of the time lapse since this matter was first raised, it should now receive the urgent attention of the NLB.

4. AUDIT OPINION

In my opinion, except for the effect on the financial statements of the matter referred to in paragraph 3, the financial statements fairly present, in all material respects, the financial position of the National Lottery Distribution Trust Fund at 31 March 2002 and the results of its operations and cash flows for the year then ended in accordance with South African Statements of Generally Accepted Accounting Practice.

5. APPRECIATION

The assistance rendered by the staff of the National Lotteries Board during the audit is sincerely appreciated.

T M Nombembe
for Auditor-General

Pretoria
18/07/2002



NATIONAL LOTTERY DISTRIBUTION TRUST FUND
BALANCE SHEET
as at 31 March 2002

	Notes	2002 R	2001 R
ASSETS			
Current assets			
Accounts receivable	4	59 137 332	20 778 496
Investments	5	891 164 882	335 073 297
Cash and cash equivalents	6	305 315 347	103 205 853
Total assets		1 255 617 561	459 057 646
EQUITY AND LIABILITIES			
Capital and reserves			
Retained earnings		1 149 664 258	458 831 086
Current liabilities			
Trade and other payables	7	105 953 303	226 560
Total equity and liabilities		1 255 617 561	459 057 646



NATIONAL LOTTERY DISTRIBUTION TRUST FUND
INCOME STATEMENT
for the year ended 31 March 2002

	Notes	2002 R	2001 R
Revenue		813 642 341	418 307 049
Interest received		91 329 888	25 929 797
Other income		20 816 917	10 217 318
		925 789 146	454 454 164
Disbursement of funds	3	(222 539 227)	(4 082 000)
Assistance to The National Lotteries Board		(12 403 382)	(1 828 560)
Other operating expenses		(13 365)	(8 721)
Net surplus for the year	2	690 833 172	448 534 883



NATIONAL LOTTERY DISTRIBUTION TRUST FUND
STATEMENT OF CHANGES IN EQUITY
for the year ended 31 March 2002

	Notes	2002 R	2001 R
Retained earnings			
At beginning of year		458 831 086	10 296 203
Net surplus for the year		690 833 172	448 534 883
At end of year		<u>1 149 664 258</u>	<u>458 831 086</u>



NATIONAL LOTTERY DISTRIBUTION TRUST FUND
CASH FLOW STATEMENT
for the year ended 31 March 2002

	Notes	2002 R	2001 R
Cash flow from operating activities			
Cash receipts		796 100 422	409 384 465
Cash payments		(129 229 231)	(5 692 424)
Cash flows from operating activities	8	666 871 191	403 692 041
Interest received		91 329 888	25 929 797
Interest paid		-	(297)
Net cash from operating activities		758 201 079	429 621 541
Cash flow on investment activities			
Increase in investments		(556 091 585)	(330 073 297)
Net cash (used in) investment activities		(556 091 585)	(330 073 297)
Net increase in cash and cash equivalents		202 109 494	99 548 244
Cash and cash equivalents at beginning of year		103 205 853	3 657 609
Cash and cash equivalents at end of year	6	305 315 347	103 205 853



NATIONAL LOTTERY DISTRIBUTION TRUST FUND

NOTES TO THE ANNUAL FINANCIAL STATEMENTS

for the year ended 31 March 2002

1 Basis of preparation

The principal accounting policies of the National Lottery Distribution Trust Fund and the disclosures made in the financial statements conform to Statements of Generally Accepted Accounting Practice in South Africa. The financial statements are prepared on the historical cost basis. The principal policies are consistent with those applied in previous years.

1.1 Financial instruments

Financial instruments carried on the balance sheet include cash and bank balances, investments, receivables and payables. Financial instruments are initially measured at cost. Subsequent to initial recognition, these instruments are measured according to the particular methods adopted as disclosed in the individual policy statements associated with each of them.

Receivables

Receivables are stated at cost less provision for doubtful debts.

Investments

Investments are shown at capital invested plus interest as it accrues.

Cash and cash equivalents

Cash and cash equivalents are shown at the original capital invested plus accrued interest. For the purposes of the cash flow statement, cash and cash equivalents comprise cash in hand, deposits held at call with banks, and investments in money market instruments that mature in less than three months and are not only considered to be low risk investments, but may also be converted to cash earlier if considered necessary.

Financial liabilities

Financial liabilities are stated at cost.

1.2 Revenue recognition

- Share of ticket sales, unclaimed prize money and other scheduled proceeds received according to the licence agreement is recognised as it accrues.
- Interest income is recognised as it accrues, taking into account the effective yield in respect of investments, unless collectability is in doubt.

1.3 Disbursement of funds

Disbursements are accounted for once applications for assistance from individual entities are approved by the respective distribution agencies.

1.4 Assistance to The National Lotteries Board

The assistance to The National Lotteries Board is based on anticipated operating costs for which the Board is responsible. The amount paid includes the corresponding value added tax element for which the National Lotteries Board is liable.



NATIONAL LOTTERY DISTRIBUTION TRUST FUND
NOTES TO THE ANNUAL FINANCIAL STATEMENTS
for the year ended 31 March 2002

2 Net surplus

The following items have been (charged) / credited in arriving at net surplus:

	2002	2001
	R	R
Interest paid	-	(297)
Bank charges	(13 365)	(8 424)
Schedule 4 proceeds (ancillary activity)	8 824 400	-
Schedule 6 proceeds (secondary NLDTF payments)	11 992 517	-
Penalties received	-	10 217 318

3 Disbursement of funds

	2002	2001
	R	R
Total disbursements paid in cash	116 585 924	4 082 000
Grants awaiting final documentation before disbursement	85 424 685	-
Grants payable in tranches, following progress reports	17 439 467	-
Grants payable to third parties i.r.o. equipment acquisitions	3 089 151	-
Total disbursements for the year	<u>222 539 227</u>	<u>4 082 000</u>

4 Accounts receivable

	2002	2001
	R	R
Uthingo Management (Pty) Ltd	56 509 013	18 777 697
Uthingo Participants Trust – interest on unclaimed prizes	2 628 319	2 000 799
	<u>59 137 332</u>	<u>20 778 496</u>

5 Investments

	2002	2001
	R	R
Fixed deposits, bankers' acceptances and negotiable certificates of deposit with maturity dates greater than three months:		
Capital amount	876 131 551	330 593 534
Accrued interest	15 033 331	4 479 763
	<u>891 164 882</u>	<u>335 073 297</u>



NATIONAL LOTTERY DISTRIBUTION TRUST FUND
NOTES TO THE ANNUAL FINANCIAL STATEMENTS
for the year ended 31 March 2002

6 Cash and cash equivalents

	2002	2001
	R	R
Cash	2 440 252	2 007 001
Call deposits	5 625 482	30 601
Bankers acceptances and negotiable certificates of deposit	297 249 613	101 168 251
	<u>305 315 347</u>	<u>103 205 853</u>

For the purpose of the cash flow statement the year-end cash and cash equivalents comprise of the following:

Bank balances	2 440 252	2 007 001
All deposits and negotiable certificates	302 875 095	101 198 852
	<u>305 315 347</u>	<u>103 205 853</u>

7 Trade and other payables

	2002	2001
	R	R
Disbursements allocated for payment by Distribution Agencies	105 953 303	-
Assistance due to The National Lotteries Board	-	226 560
	<u>105 953 303</u>	<u>226 560</u>

8 Cash flows from operating activities

	2002	2001
	R	R
Net surplus	690 833 172	448 534 883
Adjusted for		
Interest received	(91 329 888)	(25 929 797)
Interest paid	-	297
Movements in current assets and liabilities		
(Increase) in receivables	(38 358 836)	(19 139 902)
Increase in trade and other payables	105 726 743	226 560
Cash flows from operating activities	<u>666 871 191</u>	<u>403 692 041</u>

9 Taxation

The National Lottery Distribution Trust Fund is exempt from income tax in terms of Section 10(1)(cA) of the Income Tax Act, 1962, (Act No. 58 of 1962). The Fund is also not liable for VAT in terms of the Value-Added Tax Act, 1991, (Act No. 89 of 1991), as it is not carrying on an enterprise but merely acts as a conduit to distribute funds.



NATIONAL LOTTERY DISTRIBUTION TRUST FUND

BENEFICIARIES OF GOOD CAUSE MONIES

for the year ended 31 March 2002

Approved allocations

ARTS, CULTURE AND NATIONAL HERITAGE CATEGORY

EASTERN CAPE

1. Arts Education	R	211,850
2. Disabled Youth South Africa	R	945,000
3. Eastern Cape Craft Development Initiative	R	500,000
4. Eastern Cape Eisteddfod	R	150,000
5. Eastern Cape Philharmonic	R	400,000
6. First Physical Theatre Company	R	40,000
7. Imbizo Arts of SA	R	135,654
8. Siyacoca Recyclers Community Project	R	200,000
9. Sizabantu Community Arts & Craft Centre	R	200,000
10. South End Museum Trust	R	460,000
11. Sukumani Human Resources & Business Service Centre	R	122,000
12. Ubuntu & Environmental Trust	R	81,000

R 3,445,504

FREE STATE

1. Community Performing Hits Company	R	335,000
2. Kopano Work Facility	R	212,460
3. Mkgahla Thesele	R	300,000
4. Makwena Arts and Culture Group	R	140,000

R 987,460

GAUTENG

1. Apollo Music Trust	R	60,000
2. Ballet Theatre Afrikan	R	700,000
3. Bambanani Art & Culture Heritage Organisation	R	250,000
4. Beautification of Mamelodi	R	250,000
5. Concept Specialists	R	350,000
6. Cosac Educational & Artistic Trust	R	40,000
7. Curriculum Development Projects for Arts & Culture Education	R	100,000
8. Dramatists Against Crime	R	800,000
9. Eco Access	R	117,000
10. Eco Warriors	R	600,000
11. Field Band Foundation	R	988,780
12. Film Resource Unit	R	493,000
13. Fuba School of Music	R	400,000
14. Funda Community Service	R	1,000,000
15. Fuzebox Productions	R	360,000
16. Gauteng Youth Artist	R	100,000
17. Greenhouse People's Environmental Centre	R	40,000
18. Hillbrow Community Music	R	136,000
19. Imfundiso Skills Development	R	448,000
20. Jabulani Youth Project	R	70,000
21. Johannesburg Dance Foundation	R	73,000
22. Johannesburg Youth Orchestra Company	R	750,000
23. Madibeng Women Coalition	R	10,000
24. Most United Knowledgeable Artists	R	119,000

25. Moving Into Dance Maphatong	R	360,000
26. Museum Africa	R	2,200,000
27. Music Academy of Gauteng	R	290,000
28. Musicians Union of South Africa	R	500,000
29. National Eisteddfod Academy	R	72,900
30. Ochrim	R	273,000
31. Oppikoppi	R	120,000
32. Pro Musica Productions	R	1,230,000
33. Quadriplegic Association – Gauteng North	R	49,100
34. Reach Out Performing Arts & Theatre Institution	R	65,000
35. Reata Cultural Development Project	R	175,000
36. SA Music Education Trust (SAMET)	R	250,000
37. Sibikwa Community Theatre Project	R	500,000
38. Sithuthuka Sisonke Drama Players	R	186,400
39. Soyikwa Institute of African Theatre	R	450,000
40. Sparrow School Educational Trust	R	100,000
41. Success Music & Drama Institution	R	160,000
42. The Molteno Project	R	280,000
43. The Original Arts Company	R	80,000
44. Vaal Juvenile Troops	R	50,000
45. Victor Songqoba Theatre Company	R	300,000
46. Vukani Community Theatres	R	200,000
47. Yakhani Performing Arts Project/Group	R	150,000
48. Youth for Change	R	100,000
49. Zakhani SA Music Trust	R	344,000
50. Zanendaba Storytellers	R	272,500

R 17,012,680

KWA-ZULU NATAL

1. 3rd Ear Music	R	191,020
2. BAT Centre Trust	R	500,000
3. Clermont Women's Organisation	R	90,000
4. Conservation Community Forum	R	250,000
5. Durban Arts Association	R	450,000
6. Durban Serenade Choral Society	R	264,440
7. Friends of Music	R	67,000
8. K-Cap Alive Kids Positive Arts	R	575,000
9. KwaZulu Natal Arts & Culture Trust	R	750,000
10. KwaZulu Natal Provincial Craft Development	R	500,000
11. KwaZulu Natal Youth Orchestra	R	58,000
12. Opera Africa	R	250,000
13. Sakhikhono Art Project	R	15,000
14. Show Business Foundation	R	94,000
15. The Durban African Art Centre	R	45,000
16. The Steel Drum Foundation	R	100,000
17. The Valley Trust	R	500,000
18. Wildlands Trust	R	400,000
19. Wildlife and Environment Society of South Africa	R	150,000
20. Zakhele Training Trust	R	353,900

R 5,603,360



LIMPOPO

1. Dzingahe Drama Association	R	20,000
2. Exploring Creatives	R	161,000
3. How Done Production Company	R	100,000
4. Malamulele Mental Health Society	R	90,000
5. Phomolong Clean & Green Project	R	400,000
6. Polokwane Art Project	R	150,000
7. Soeffontein Rural Development Association I	R	500,000
8. Soeffontein Rural Development Association II	R	1,000,000
9. Soeffontein Rural Development Association III	R	550,000

R 2,971,000**MPUMALANGA**

1. Mpumalanga Performing Arts	R	400,000
-------------------------------	---	---------

R 400,000**NORTHERN CAPE**

1. Apollo Development Association	R	403,247
2. The Sol Plaatjie Education Trust	R	95,000

R 498,247**NORTH WEST**

1. Aardklop National Arts Festival	R	200,000
2. Itshabolole Waste	R	892,500
3. Klerksdorp Youth Club	R	100,000
4. Naledi Municipality	R	950,000
5. Phepafatso Cleaning and Hygiene Project	R	500,000

R 2,642,500**WESTERN CAPE**

1. Arts Education Department Grahamstown Foundation - WC Projects	R	139,000
2. Baxter Theatre Centre	R	516,000
3. Cape Town Opera	R	1,000,000
4. Clanwilliam Living Landscape Project	R	488,100
5. College of Magic	R	70,000
6. Community Video Education Trust	R	327,000
7. David Poole Trust	R	50,000
8. District Six Museum Foundation	R	750,000
9. Film & TV Market Initiative	R	500,000
10. Franschoek Belgian Development Trust	R	247,000
11. Garden Route Botanical Garden Trust	R	50,000
12. Girl Guides Association of South Africa	R	300,000
13. Grassroots Adult Education and Training Trust	R	127,000
14. Greatmore Studios	R	416,028
15. Guguletu Community Centre	R	26,000
16. Ikamva Labantu	R	1,000,000
17. Izikho Museums of Cape Town I	R	1,000,000

18. Izikho Museums of Cape Town II	R	1,000,000
19. Izikho Museums of Cape Town III	R	370,000
20. Marine Environmental Education Trust	R	250,000
21. Maxi-D TV Productions	R	300,000
22. Muizenberg Historical Conservation Society	R	200,000
23. National Sea & Sand Institute	R	500,000
24. New Africa Theatre Association	R	300,000
25. Professional Music Performance & Technology	R	300,000
26. Public Eye	R	100,000
27. SA Scout Association I	R	300,000
28. SA Scout Association II	R	240,000
29. SA Youth Hostel Association	R	500,000
30. SHAWCO Kensington	R	100,000
31. SHAWCO Manenburg	R	100,000
32. SHAWCO Wetland Khayelitsha Centre	R	880,000
33. Social Transformation Empowerment Project (STEP)	R	1,000,000
34. The Magnet Theatre Educational Trust	R	217,000
35. Thupelo Cape Town	R	175,000
36. Tomas Films	R	697,535

R 14,535,663**CHARITIES CATEGORY****EASTERN CAPE**

1. ACVV - Aalwynhof Old Age Home	R	100,000
2. ACVV - Algoa Park/Govan Mbeki	R	44,000
3. ACVV - Despatch	R	89,000
4. ACVV - Dolly Vermaak	R	6,000
5. ACVV - Huis Van De Graaf Old Age Home	R	150,000
6. ACVV - Newton Park	R	37,400
7. ACVV - PE Central	R	100,000
8. ACVV - PE North	R	100,000
9. ACVV - PE South	R	100,000
10. ACVV - PE West	R	50,000
11. ACVV - Pikkewyn Day Care Centre	R	12,000
12. ACVV - Poplar	R	50,000
13. ACVV - Port Elizabeth	R	108,750
14. ACVV - School Holiday Project	R	75,000
15. ACVV - Umzamo Group for Disabled Children (Middelburg)	R	20,000
16. Adelaide Madube Educare	R	20,000
17. Alicedale Child Welfare Society	R	40,000
18. Aliwal North Child and Family Welfare Association	R	75,000
19. Barkly East Advice Centre	R	50,000
20. Bethany Home Umlata	R	50,000
21. Busy Bee Educare Centre	R	20,000
22. Busy Bee Pre-school	R	30,000
23. Cheshire Home Cleary Estate	R	50,000
24. Craddock Child and Family Welfare Michousdal	R	24,000
25. Craddock SPCA	R	20,000
26. East London Child and Family Welfare Society	R	317,000
27. East London Children's Home	R	200,000

R 10,287,991

1. Andries

30. Lettie Fouche School Bloemfontein	R	100,000	25. Bongani Educare	R	10,000
31. Maboleli Educare Centre	R	10,000	26. Bophelo/Impilo Community Association	R	200,000
32. NGKA Ontwikkelingsdienste in die Vrystaat	R	30,000	27. Bosele Day Care Centre	R	30,000
33. NICRO – Free State	R	200,000	28. Brakpan SPCA	R	50,000
34. Ntsoanatsatsi Educare Trust	R	50,000	29. C.W.I. Adoption Society	R	25,000
35. Oranje Vrouevereniging - Bloemfontein	R	100,000	30. Carel Du Toit Centre	R	80,000
36. Oranje Vrouevereniging - Brandfort	R	50,000	31. Casa Caritas	R	75,000
37. Oranje Vrouevereniging - Smithfield	R	15,000	32. Catholic Woman's League Pretoria Family Life Centre	R	50,000
38. Oranje Vrouevereniging - Steynsrus	R	5,000	33. Centre for Hospice Learning	R	500,000
39. Oranje Vrouevereniging - Tak Goudrif	R	75,000	34. Chance Children's Home - Springs	R	200,000
40. Oranje Vrouevereniging - Zastron	R	50,000	35. Child & Family Welfare Society - Vanderbijlpark	R	50,000
41. Oranje Vrouevereniging I	R	40,000	36. Child in Crisis Trust	R	50,000
42. Oranje Vrouevereniging II	R	150,000	37. Childlike/Alberton Child and Family Welfare Association	R	75,000
43. Partuma Aids Awareness Group I	R	15,000	38. Childline	R	200,000
44. Partuma Aids Awareness Group II	R	10,000	39. Christelike Maatskaplike Raad - Soshanguve	R	75,000
45. SAVF Belfast Children's Home	R	200,000	40. Christian Social Services Council - Boksburg	R	30,000
46. Skemervreugde Centre for the Elderly	R	50,000	41. Christian Social Services Council - Kempton Park	R	50,000
47. Southern Free State Mental Health	R	24,000	42. Cluny Farm Centre	R	300,000
48. The St Nicholas Children's Hospice	R	200,000	43. Conquest for Life I	R	50,000
49. Thusanang Advice Centre	R	100,000	44. Conquest For Life II	R	50,000
50. Thusanang Development & Training Project - Bothaville Free State	R	300,000	45. Cotlands Baby Sanctuary	R	100,000
51. Viljoenskroon Hospice	R	135,000	46. Council for the Aged - Kempton Park	R	500,000
52. Virginia Child & Family Welfare Society	R	12,000	47. Curamus Association	R	100,000
53. Virginia SPCA	R	10,000	48. Doug Whitehead School for the Mentally and Physically Handicapped	R	200,000
		R 4,404,672	49. Down Syndrome - Pretoria	R	50,000
			50. Drive Alive	R	50,000
			51. Dystonia Association South Africa	R	10,873
			52. East Rand Protective Workshop	R	200,000
			53. Edutak Pre-School Training and Development	R	50,000
			54. Elethu-Daveyton Cheshire Home	R	40,000
			55. Elim Havens Care Centre	R	50,000
			56. Emdeni Children's Home	R	104,800
			57. Employment Solutions for People with Disabilities	R	100,000
			58. Family and Community Services	R	25,000
			59. Family and Marriage Society of South Africa - Kempton Park	R	200,000
			60. Family Health Services	R	75,000
			61. Family Life Centre - FAMSA Johannesburg	R	100,000
			62. FAMSA East Rand	R	25,000
			63. FAMSA Pretoria	R	50,000
			64. FAMSA Vanderbijlpark	R	50,000
			65. FAMSA West Rand	R	100,000
			66. Floroma Old Aged Home	R	150,000
			67. Flower Foundation Residential Clubs	R	55,006
			68. Food Gardens Foundation	R	250,000
			69. Forest Town Foundation	R	150,000
			70. Gauteng Council for the Aged	R	300,000
			71. Genesis	R	100,000
			72. Gerald Fitzpatrick House	R	100,000
			73. Germiston SPCA	R	50,000
			74. Good Shepherd Fatima House – Unwed Mothers and Place of Safety	R	100,000
			75. Gordonia Institute	R	250,000
			76. Greater Benoni Child Welfare	R	200,000
GAUTENG					
1. Abraham Kriel Maria Klopvers Childrens Home	R	200,000			
2. ACFS Community Education & Feeding Scheme - Brixton Gauteng	R	300,000			
3. Actonville Child & Family Welfare Society	R	80,000			
4. ACVV - Swellendam	R	50,000			
5. Africon Self Help Association	R	200,000			
6. AGS/AFM Home for the Aged - Villeria	R	65,000			
7. Aidslink	R	50,000			
8. Albinism Society of South Africa	R	200,000			
9. Aletheia International Ministries	R	100,000			
10. Alex Children's Clinic Friends Trust I	R	100,000			
11. Alex Children's Clinic Friends Trust II	R	100,000			
12. Alexandra Disability Movement	R	150,000			
13. Alzheimer's and Related Dementias Association	R	120,000			
14. Ann Harding Cheshire Home for the Disabled	R	125,000			
15. ARDA Gauteng	R	59,000			
16. ARE Tswaraneng Protected Workshop	R	15,000			
17. Association for People with Disabilities	R	75,000			
18. Atteridgeville Association for People with Disabilities	R	50,000			
19. Autism South Africa	R	50,000			
20. Avondvrede Ouetehuis	R	50,000			
21. Avril Elizabeth Home	R	500,000			
22. Baby Therapy Centre	R	75,000			
23. Basadi Pele Foundation	R	50,000			
24. Boitumelo Eco Resource and Training Organization	R	200,000			



77. Greater Boksburg Child and Family Welfare Society	R	93,279	129. Mothwa Haven Old Age Home	R	122,000
78. Greater Germiston Society for Child and Family Welfare	R	25,000	130. Muscular Dystrophy Foundation Gauteng	R	100,000
79. Greater Soweto Association for Early Childhood Development	R	50,000	131. National Association for Child Minders - Soweto	R	280,000
80. Guild Cottage Parktown West	R	100,000	132. National Association of People Living with HIV/ AIDS	R	150,000
81. Hangalibalcle Protected Workshop	R	50,000	133. National Children's Rights Committee	R	1,000,000
82. HIPPPY (Home Instruction Programme for Preschool Youngsters)	R	250,000	134. National Welfare Social Services Development Forum	R	300,000
83. Hlengwe Day Care Centre	R	30,000	135. NICRO Gauteng	R	200,000
84. Holy Cross Home	R	50,000	136. Nigel Child and Family Welfare Society	R	50,000
85. Horizon Care Centre	R	50,000	137. Nishtar Alcohol and Drug Centre	R	10,000
86. Hospice East Rand	R	200,000	138. Nokuthula Centre	R	50,000
87. House of Mercy	R	150,000	139. North Gauteng Mental Health Society	R	250,000
88. House Otto Self Help Centre for Quadriplegics	R	150,000	140. Ons Herberg Tehuis vir Bejaardes	R	65,000
89. Ikageng Old Age Relief Centre	R	90,000	141. Ons Tuis Multi Purpose Frail Care Centre	R	108,600
90. Ikwezilokusa Home for Mentally and Physically Disabled	R	150,000	142. Operation Hunger	R	1,500,000
91. Institute for Health Training and Development	R	54,000	143. Oppi Hoogte Day Care Centre	R	30,000
92. Ipelegeng Youth Leadership Development Programme	R	200,000	144. Orient Seaside Fund	R	75,000
93. Irene Homes	R	70,000	145. Orlando Children's Home Soweto	R	500,000
94. Isiqhingi Senjabulo Pre-School Community Centre	R	50,000	146. Our Nest Stimulation Centre for Mental and Physically Handicapped	R	45,000
95. JISS Johannesburg Institute of Social Services	R	500,000	147. Paul Jungnickel Home	R	100,000
96. JISWA Service Centre for the Aged	R	100,000	148. People Against Human Abuse	R	50,000
97. Johanna Raath Service Centre	R	50,000	149. People Opposing Women Abuse	R	500,000
98. Johannesburg Association For the Aged (JAFTA)	R	200,000	150. Phuthanagale Protected Workshop	R	15,000
99. Johannesburg Parent and Child Counselling Centre	R	100,000	151. Phyllis Robertson Housing Care and Rehabilitation	R	30,000
100. Johannesburg SPCA	R	500,000	152. Pretoria Central Community Centre	R	85,000
101. Kagiso Child and Family Welfare Society	R	120,000	153. Pretoria Child and Family Care Society	R	500,000
102. Katlehong Early Learning Centre	R	150,000	154. Pretoria Council for the Care of the Aged	R	70,000
103. Katlehong Society for the Care of the Aged	R	1,000,000	155. Pretoria Sungardens Hospice	R	100,000
104. Khutlo-Tharo Alcohol & Drug Help Centre	R	75,000	156. Pretoria West Community and Trauma Centre	R	30,000
105. Krugersdorp Society for Child and Family Welfare	R	190,000	157. Princess Alice Adoption Home	R	100,000
106. Krugersdorp SPCA	R	50,000	158. PROTEC	R	150,000
107. Kwa-Thema Society for the Care of the Aged	R	100,000	159. Pumelela Training Centre	R	200,000
108. Lat Wiel Self-Help Centre	R	50,000	160. Queen Alexandra Retirement Home	R	100,000
109. Lermogetswe Safety Home	R	75,000	161. Randburg SPCA	R	100,000
110. Lethukhanya Health Institute	R	250,000	162. Refeng Sebaka Special Care Centre	R	15,000
111. Life Line Johannesburg	R	150,000	163. Roger Stephens Protective Workshop for the Disabled Pretoria	R	100,000
112. Life Line West Rand	R	50,000	164. Roodepoort Care for the Aged	R	50,000
113. Link Community Development	R	100,000	165. Roodepoort Child and Family Welfare Society	R	120,000
114. Little Dynamite Educare and Pre-School	R	90,000	166. Roodepoort SPCA	R	100,000
115. Little Eden Society for Care of Mentally Handicapped	R	500,000	167. SA Blind Workers Organization	R	100,000
116. Lodewyk P Spies Home	R	50,000	168. SA Congress for ECD	R	200,000
117. Magnus Preprimary School	R	20,000	169. SA National Tuberculosis Association	R	1,000,000
118. Mamelodi Community Information Services	R	20,000	170. San Michelle Home Brakpan	R	400,000
119. Mamelodi Early Childhood Development and Day Care Centre	R	25,000	171. San Salvador Home Hyde Park	R	200,000
120. Mamelodi PODS Centre	R	150,000	172. SANCA	R	500,000
121. Margaret Maltman Crèche	R	20,000	173. SANEL – Gauteng	R	69,440
122. Mary Immaculate Queen Pre-School	R	20,000	174. SANTA Johannesburg	R	50,000
123. Meyerton Child and Family Welfare Society	R	100,000	175. Save the Children Fund	R	150,000
124. Midrand Child and Family Care	R	75,000	176. SAVF – Margaretha Ackerman Tehuis	R	225,000
125. Midrand Council for the Aged	R	50,000	177. Self Help Association of Paraplegics - Soweto	R	75,000
126. Midrand SPCA	R	50,000	178. Seniorstuis Service Centre	R	20,000
127. Mission to African Scholars	R	20,000	179. Services for the Blind	R	100,000
128. Monument Service Centre	R	20,000	180. Siyabuswa Educational Empowerment & Development Trust	R	50,000



181. Society of St. Vincent De Paul – Frederick Place	R	100,000	233. Wide Horizon Hospice	R	150,000
182. Society of St. Vincent De Paul (Central Council – South Gauteng)	R	50,000	234. Witwatersrand Mental Health Society	R	250,000
183. South African Council for English Education	R	48,000	235. Women's Development Foundation	R	100,000
184. South African Federation for Mental Health	R	200,000	236. Woodside Sanctuary	R	200,000
185. South African Legion	R	70,000	237. Wozobono Early Childhood Development	R	250,000
186. South African National Council For Child and Family Welfare	R	1,000,000	238. Youth for Christ South Africa	R	900,000
187. South African National Council for the Blind	R	300,000	239. Zakheni Early Learning Centre	R	10,000
188. Soweto Workshop for the Blind	R	60,000	240. Zamani Soweto Sisters Council	R	84,150
189. Sparrow Ministries – Hospice for People with Aids	R	500,000	241. Zithobeni Pods Centre	R	200,000
190. Springs Retirement & Frail Care Centre	R	100,000	242. Zodwa Special School	R	294,200
191. Springs Senior Citizens Club	R	100,000			R 36,858,077
192. St Annes Home for Aged Women	R	20,000			
193. St Anthony's Day Care Centre	R	50,000	KWA-ZULU NATAL		
194. St Anthony's Education Centre	R	75,000			
195. St Francis Care Centre	R	100,000	1. ACVV - Huis Joanna	R	50,000
196. St George Home	R	200,000	2. Advice Desk for Abused Women	R	100,000
197. St Vincent School for the Deaf	R	100,000	3. African Vision of Development	R	20,000
198. Street Wise	R	500,000	4. Alcohol and Drug Help Centre – SANCA Zululand	R	65,755
199. Sunshine Centre Association	R	150,000	5. Amanzimtoti Child & Family Welfare Society I	R	20,000
200. Takalani Home for the Mentally Disabled	R	200,000	6. Amanzimtoti Child & Family Welfare Society II	R	150,000
201. Tembisa Child and Family Welfare Society	R	250,000	7. Amanzimtoti SPCA	R	100,000
202. Thabiso Early Learning Centre	R	11,729	8. Arthur Blaxall School	R	200,000
203. Thamsanqa Mongezi Special Care Centre	R	10,000	9. Association for Persons with Physical Disabilities - KwaZulu Natal	R	200,000
204. The Association for Senior Citizens of Randburg (TASCOR)	R	30,000	10. Association for Persons with Physical Disabilities - Pietermaritzburg	R	30,223
205. The Compassionate Friends	R	20,000	11. Association for the Physically Challenged	R	10,000
206. The Key School for Specialized Education	R	250,000	12. Candlelight Mission	R	90,000
207. The Krugersdorp Council for the Care of the Aged	R	200,000	13. Cathulani Child & Family Welfare	R	75,000
208. The Latter Rain Association for the Aged	R	158,000	14. Centre for Criminal Justice	R	100,000
209. The Living Link	R	20,000	15. Chatsworth Child and Family Welfare Society	R	50,000
210. The O'Connor Foundation	R	200,000	16. Cheshire Homes- Durban	R	50,000
211. The Ondersteuningsraad	R	500,000	17. Chief J M Dlamini Cheshire Home	R	75,000
212. The Self Help Skills Training Centre	R	200,000	18. Childline Family Centre	R	100,000
213. The Society for Animals in Distress	R	150,000	19. Children's Assessment & Therapy Centre Trust	R	149,000
214. The Training and Development Foundation	R	130,000	20. David Landau Community Centre	R	50,000
215. Threshold Foundation	R	50,000	21. Dundee SPCA	R	20,000
216. Thusanang Child and Family Welfare Society	R	150,000	22. Durban and Coastal Mental Health	R	200,000
217. Thusong Youth Centre	R	90,000	23. Durban Association for the Aged	R	150,000
218. Toevlug Service Centre for Senior Citizens	R	50,000	24. Durban Children's Society	R	800,000
219. Tokologo Self Help Centre Quadriplegics	R	75,000	25. Ekhanana Aged Home	R	40,000
220. Township Aids Project	R	270,000	26. Ekujabuleni Children's Home	R	100,000
221. Transoranje Institute for Special Education	R	100,000	27. Emma Barter Home Pietermaritzburg	R	15,000
222. Tsakane Society for the Care of the Aged	R	50,000	28. Estcourt Homes for the Aged Trust	R	60,000
223. Tshepong Stimulation Centre	R	100,000	29. Estcourt SPCA	R	60,000
224. Tswelopele Special Care Centre	R	50,000	30. FAMSA: Pietermaritzburg	R	165,000
225. Twilight Children	R	190,000	31. God's Golden Acre Khayelihle	R	50,000
226. Umzantsi Afrika Child and Youth Care	R	200,000	32. Greytown Children's Home	R	350,000
227. Usizo Uluntwini	R	250,000	33. Headway Natal	R	75,000
228. Vaal Triangle Alcohol and Drug Help Centre	R	50,000	34. Highway Aged	R	100,000
229. Vereeniging Child & Family Welfare Society	R	50,000	35. Highway Hospice Association	R	290,000
230. Vita Nova Centre	R	100,000	36. Howick Hospice Association	R	50,000
231. West Rand Association for the Physically Disabled	R	200,000	37. Ilungelo Labadala/TAFTA Development	R	200,000
232. Westonaria SPCA	R	20,000	38. Impendle District Child and Welfare Society	R	50,000

R 14,677,155

1. Association for Persons with Disability - Northern Province
2. Bushbuckridge Health & Social Service Consortium
3. Centenary Home, Association for People with Disabilities
4. Ebenhezer Centre for the Mentally Handicapped
5. Ellisras SPCA
6. Exodus Care Centre
7. FAMSA Northern Province
8. Far North Alcohol and Drug Centre
9. HIV Aids Prevention Group
10. Hlatlolanane Health and Nutrition Education Centre
11. Home Tekno
12. Immanuel Workshop for Disabled
13. Kgwana Community Centre - Pietersburg
14. Lotapha Legal Advice Organisation
15. Makotse Women's Club
16. Mokorogane Crèche
17. Mosebjadi Crèche Organizations
18. Naboom Home for the Aged
19. Northern Province Council for the Aged
20. Phalaborwa SPCA
21. Pietersburg Child & Family Care Society
22. Pietersburg SPCA
23. Relemugile Rural Development Projects
24. Riakona Community Based Rehabilitation Programme

25. Rivoni Society for the Blind	R	150,000	6. ACVV - Prieska	R	50,000
26. Sekhukhune Educare Project	R	100,000	7. ACVV - Richmond	R	40,000
27. Soeffontein Rural Development Association	R	100,000	8. ACVV - Springbok	R	25,000
28. Tivoneleni Vavasati Aids Awareness Project	R	180,000	9. ACVV - Upington	R	37,000
29. Tsakani Society on Alcoholism and Drug Dependence	R	150,000	10. Association for Community and Rural Advancement (ANCRA)	R	200,000
	R	2,530,900	11. Association for People with Physical Disabilities - Northern Cape	R	360,000

MPUMALANGA

1. Abraham Kriel Children's Home	R	123,500	14. Christina Kiddie Children's Home	R	50,000
2. Cancer Association of SA - Mpumalanga	R	200,000	15. Diakonale Dienste Richtersveld	R	20,000
3. Child Welfare Society Witbank	R	50,000	16. Eureka Community Services	R	75,000
4. Christian Social Council - Ermelo	R	50,000	17. FAMSA - Upington	R	75,000
5. Christian Social Council of Carolina	R	50,000	18. Galeshewe Association for the Care of the Aged	R	25,000
6. Christian Social Council of Carolina - Hendrina Office	R	50,000	19. Galeshewe Educare Centre	R	20,000
7. Dikgokong Community Crèche - Dennilton	R	50,000	20. Hopetown Advice and Development Office	R	50,000
8. Ecolink	R	100,000	21. Huis E J Appies Steinkopf	R	150,000
9. Ekukhanyeni Community Development Centre	R	100,000	22. Huis H Du P Pickard	R	200,000
10. Enjabulweni Crèche	R	20,000	23. Huis Namakwaland - ACVV Tehuis vir Bejaardes	R	50,000
11. Highveld Association for the Physically Disabled	R	50,000	24. Kimberley Benevolent Society	R	45,000
12. Ikageng Pre School	R	10,000	25. Kimberley Child Care I	R	21,800
13. Khya-Lami Service Centre	R	50,000	26. Kimberley Child Care II	R	350,000
14. Koningsdal Child and Youth Care Centre	R	100,000	27. Namaqualand Association for Pre-school Education	R	50,000
15. Kusile Self Help Association of the Disabled	R	150,000	28. NICRO Northern Cape	R	424,000
16. Life Line - Nelspruit	R	50,000	29. Northern Cape Educare Trust	R	200,000
17. Lowveld Association for People with Disabilities	R	100,000	30. Sally Aucamp Home for the Physically Disabled	R	50,000
18. Malelane Care Centre and Child Welfare	R	132,000	31. Service Centre for the Aged - Bulletrap	R	50,000
19. Middelburg Child and Family Welfare Society	R	11,410	32. URC Children's Home - Pofadder	R	100,000
20. Middelburg SPCA	R	25,000	33. Viooltjie Kleuterskool	R	16,398
21. Mpumalanga Council	R	50,000	34. Vredenburg Social Welfare Service	R	33,000
22. Mpumalanga Mental Health Society	R	150,000		R	3,044,865
23. Nelspruit Child Welfare Society	R	25,000			
24. Paardenplaats Development Association	R	10,000			
25. SANCA Thembisile Alcohol and Drug Help Centre	R	150,000			
26. SANEL Mpumalanga	R	113,520			
27. SAVF - Witbank Day Care	R	150,000			
28. Suid Afrikaanse Vrouefederasie - Volksrust	R	75,114			
29. Thandanani Mhluzi Service Centre	R	50,000			
30. The Association For Kwa Guqa One Stop Health and Welfare Centre	R	30,000			
31. Uthande Crèche	R	5,000			
32. Witbank Child Welfare Society	R	50,000			
33. Witbank SPCA	R	50,000			
34. Zihlomiseni Adult Literacy & Development Project	R	20,000			
	R	2,400,544			

NORTHERN CAPE

1. ACVV - Calvinia	R	12,720	15. Rotara School	R	75,000
2. ACVV - Juwalda Dienssentrum Kimberley	R	130,000	16. Rustenburg SPCA	R	50,000
3. ACVV - Kamieskroon	R	24,947	17. SA Blind Workers Organization - Westeng	R	10,000
4. ACVV - Kimberley	R	50,000	18. Sanpark Community Support Centre	R	200,000
5. ACVV - Kuruman	R	20,000	19. SAVF - Lighthouse Home for the Frail Aged	R	30,000

NORTH WEST PROVINCE

1. Child and Family Welfare Stilfontein	R	50,000
2. Christelike Maatskaplike Raad - Randburg	R	53,282
3. Daphne Lee	R	75,000
4. Evanna SAVF Home for Senile and Frail People	R	250,000
5. FAMSA Potchefstroom	R	263,000
6. Hospice North West	R	200,000
7. Kgatelopele Crèche	R	20,000
8. Mafikeng SPCA	R	40,000
9. Mpepi Crèche	R	42,000
10. NICRO North West	R	100,000
11. North West Council for the Aged	R	60,678
12. North West Mental Health	R	50,000
13. Operation Blanket North West	R	100,000
14. Orkney Child and Family Welfare Society	R	175,000

20. Triest Training Centre	R	200,000	47. Cape Mental Health Society	R	500,000
21. Tsholofelo Community College - Boitekong	R	100,000	48. Cape Town Association for the Physically Disabled	R	90,000
	R	2,143,960	49. Cape Town Drug Counselling Centre	R	515,200
			50. Care Attendant Scheme	R	8,000
			51. Centre for Early Childhood Development	R	150,000
			52. Ceres Service for the Aged and Disabled	R	75,000
			53. Child and Family Welfare Society – Sandveld	R	100,000
			54. Christelike Maatskaplike Raad – Beaufort	R	20,000
			55. Christelike Maatskaplike Raad – George	R	100,000
			56. Christelike Maatskaplike Raad – Heidelberg	R	20,000
			57. Christelike Maatskaplike Raad – Parow	R	110,000
			58. Christelike Maatskaplike Raad – Ravensmead	R	25,000
			59. Christine Revell Children's Home	R	219,200
			60. Comcare Trust	R	50,000
			61. Community Based Child and Youth Protection	R	50,000
			62. Coronation Memorial Home for the Aged	R	100,000
			63. Creating Effective Families	R	100,000
			64. Crossroads Education Centre	R	60,000
			65. CWD Ikhwezi Lomso	R	50,000
			66. CWD Worklink	R	50,000
			67. CWL Early Learning Service Organisation	R	75,000
			68. De Heide Children's Special Care Centre	R	50,000
			69. Deafblind South Africa	R	500,000
			70. Development Education & Leadership Teams in Action	R	100,000
			71. Diaconal Services - Riviersonderend	R	100,000
			72. Diakonale Dienste - Moorsburg	R	10,000
			73. Diatesda Oikonomia Development Organisation	R	50,000
			74. Disabled People South Africa	R	200,000
			75. Down Syndrome South Africa I	R	20,000
			76. Down Syndrome South Africa II	R	20,000
			77. Durbanville Children's Home	R	150,000
			78. Early Learning Centre	R	50,000
			79. Education Empowerment Through Partnership Trust	R	10,000
			80. Elsie's River Social Welfare	R	180,000
			81. Ethel's Place	R	11,526
			82. Exuhlani Community Pre-School Project	R	100,000
			83. FAMS - Outeniqua	R	100,000
			84. FAMS Karoo	R	50,000
			85. FAMS Knysna	R	50,000
			86. Focus on Elder Abuse	R	11,600
			87. Friends Day Centre	R	100,000
			88. Friends of Lentegeur Hospital	R	20,000
			89. Fyngevoel ACVV Dienssentrum	R	55,000
			90. George Association for the Physically Disabled	R	66,000
			91. Goue Aar Tehuis vir Bejaardes	R	200,000
			92. Great Brak River Child and Family Welfare Society	R	76,000
			93. Green Point Family in Focus Project	R	25,900
			94. Haven Homes	R	100,000
			95. Heart Foundation of South Africa	R	244,000
			96. Helderberg Child and Welfare Society	R	50,000
			97. Helderberg Hospice	R	200,000
			98. Helderberg Society for the Aged	R	600,000

WESTERN CAPE

1. Abbeyfield Society of South Africa	R	100,000
2. ABRI Foundation	R	100,000
3. ACVV - Bollieland	R	50,000
4. ACVV - Day Care Speelkasteel	R	20,000
5. ACVV - de Grendel Crèche	R	50,000
6. ACVV - Dysveldorp	R	100,000
7. ACVV - Elizabeth Roos	R	75,000
8. ACVV - Grabouw	R	48,000
9. ACVV - Hester Hablutzel Versorgings Oord	R	50,000
10. ACVV - Huis Bergsig	R	50,000
11. ACVV - Huis Soetrus	R	50,000
12. ACVV - Huis Ysterplaat	R	50,000
13. ACVV - Malmesbury	R	35,000
14. ACVV - Mitchells Plein	R	100,000
15. ACVV - Mitchells Plein: Delft ACVV Crèche	R	52,000
16. ACVV - Nonkululeko	R	44,000
17. ACVV - Oudtshoorn	R	120,000
18. ACVV - Paarl Vallei I	R	50,000
19. ACVV - Paarl Vallei II	R	80,000
20. ACVV - Riversdal	R	25,000
21. ACVV - Robertson	R	100,000
22. ACVV - Social Service Division Mossel Bay	R	100,000
23. ACVV - Somerset West - Dennegeur Crèche	R	50,000
24. ACVV - Wellington	R	10,100
25. ACVV - Worcester Ngomobohvu Daybreak	R	27,500
26. ACVV - Xolani Crèche	R	10,000
27. Afrikaanse Christelike Vrouevereniging (ACVV)	R	50,000
28. Albertina Versorgingsdienste	R	50,000
29. Alpha Community Projects	R	100,000
30. Ark City of Refuge	R	11,360
31. Association for the Physically Disabled - WC	R	50,000
32. Athlone YMCA	R	50,000
33. Babbelen Krabbel Crèche - Beaufort West	R	50,000
34. Beaufort West Association for the Physically Disabled	R	20,000
35. Belhar Organisation for the Aged	R	50,000
36. Belindia Crèche	R	50,000
37. Benevolent Society Park	R	63,610
38. Bergzicht Training Centre	R	100,000
39. Bethesda Workshop for Physically Disabled	R	30,000
40. Bokmakierie Family in Focus Project	R	8,300
41. Bonne Esperance Refugee Project	R	50,000
42. Build a Better Society	R	100,000
43. Burn's Road Community Centre	R	35,000
44. Camama Cheshire Homes	R	100,000
45. Camphill School	R	250,000
46. Cape Flats Development Association	R	750,000



99. HM Beets Cum Crèche	R	50,000	151. Riviersonderend Advice and Development Centre	R	52,523
100. Hospice Association of South Africa	R	500,000	152. Robertson Gemeenskapsdiens	R	50,000
101. Huis De Kuilen	R	100,000	153. Robertson House	R	75,000
102. Huis Triomf	R	100,000	154. Robin Trust	R	150,000
103. Ikamva Labantu I	R	50,000	155. Rosedon House	R	123,080
104. Ikamva Labantu II	R	100,000	156. Rosemoor Crèche	R	20,000
105. Ikhaya Labantu Shelter	R	100,000	157. Rosemoor Home for the Aged	R	120,000
106. Institute for the Blind Pioneer School Worcester	R	500,000	158. SA Council for the Aged	R	600,000
107. Institute for the Deaf Worcester	R	250,000	159. SA National Epilepsy League (SANEL) Karoo Branch	R	100,000
108. Inzame Zethu Educare Centre	R	10,000	160. SA National Epilepsy League (SANEL) National	R	200,000
109. Jagerdesch Community Care Centre	R	100,000	161. SA National Epilepsy League (SANEL) Western Cape Branch	R	142,200
110. James House	R	60,000	162. Salesian Institute	R	100,000
111. Jireh Community Projects	R	200,000	163. SANCA – George	R	48,000
112. Joy Day Care Centre	R	10,000	164. SANCA - Western Cape	R	100,000
113. Kenmekaar Community Centre	R	25,000	165. SANTA - Cape Town	R	200,000
114. Kids Shelter (Cape Town City Mission)	R	27,000	166. Save the Children Fund – Cape Branch I	R	200,000
115. Klein Karoo Centre	R	400,000	167. Save the Children Fund – Cape Branch II	R	150,000
116. Klein Karoo Resource Centre	R	400,000	168. Schoongezicht Diensentrum vir Bejaardes	R	40,000
117. Knysna Child and Family Welfare Society	R	150,000	169. Share Adult Education Centre	R	100,000
118. Liefdesnessie Diensentrum vir Bejaardes	R	135,000	170. Silvertree Community Development Centre	R	50,000
119. Ligstraal School	R	75,000	171. Silwerkruin Tehuis vir Bejaardes	R	118,000
120. Likhanyo Educare	R	10,844	172. Sinethemba Specialized Day Care Centre	R	30,000
121. Masifundise Development Organization	R	226,800	173. Sisters Incorporated	R	36,000
122. Masincedane Childminding Project	R	16,000	174. Sivenathi Home Base Centre	R	25,000
123. Matie Community Service	R	250,000	175. Sobambisana Community Development Programme	R	80,000
124. Moria Workshop for Disabled Persons	R	51,000	176. Somerset East Child & Family	R	100,000
125. Neighbourhood Old Age Homes (NOAH) Cape Town	R	200,000	177. South African Children's Home	R	100,000
126. Noluthando Institute of the Deaf	R	50,000	178. St Anne's Homes	R	100,000
127. Nompumelelo Educare Centre	R	30,000	179. St Luke' Hospice	R	100,000
128. Nutshy v d Worcester Institute for the Deaf and Blind	R	100,000	180. Stellenbosch Child & Family Welfare Society I	R	24,200
129. Nyanga Welfare Centre	R	50,000	181. Stellenbosch Child & Family Welfare Society II	R	100,000
130. Oasis Association for the Mentally Handicapped	R	150,000	182. Stellenbosch Work Centre for Adult Persons with Disabilities	R	75,000
131. Op die Kruin Diensentrum	R	50,000	183. Strand Diensentrum vir Seniors	R	25,000
132. Oudtshoorn Association for the Physically Disabled	R	20,000	184. TB Alliance Dots support Association	R	150,000
133. Oudtshoorn Service Centre for the Aged	R	50,000	185. TB Care Association	R	245,000
134. Oudtshoorn SPCA	R	50,000	186. Tembaletu Protective Workshop	R	170,000
135. Paarl & District Child & Family Welfare Society	R	15,000	187. The Athlone School for the Blind	R	100,000
136. Paarl Association for the Physically Disabled I	R	30,000	188. The Big Issue	R	150,000
137. Paarl Association for the Physically Disabled II	R	50,000	189. The Carpenter's Shop	R	150,000
138. Paarl Welfare Organisation for the Aged	R	148,000	190. The Etafari Playgroup Project	R	33,000
139. Percy Bilton Service Centre	R	99,000	191. The Hermanus and District Society for the Welfare of the Aged	R	60,000
140. Philani Nutrition Centres	R	500,000	192. The Institute for Social Concerns	R	20,000
141. Piketberg Gemeenskapsdiens	R	30,000	193. The League of Friends of the Blind	R	250,000
142. Piketberg Service Centre	R	50,000	194. The Marion Institute	R	80,000
143. Plettenberg Bay Child and Family Welfare Society	R	55,000	195. The Orion Organisation	R	150,000
144. Postnatal Depression Support Association	R	50,000	196. The Palms Work Centre	R	25,000
145. Presbytery of the Western Cape's Project for the Aged	R	20,000	197. The Peter Pan Down Syndrome Centre	R	50,000
146. Prison Care and Support Network	R	150,000	198. The Sex Worker Education and Advocacy Taskforce (SWEAT)	R	100,000
147. QUASAR	R	165,000	199. The South African Red Cross Society	R	2,000,000
148. Resource Action Group	R	50,000	200. The Southern Cape Education Trust	R	50,000
149. Resources Aimed at the Prevention of Child Abuse and Neglect	R	200,000	201. The Trauma Centre for Survivors of Violence and Torture	R	500,000
150. Riversdale Child and Family Welfare	R	36,000	202. Thembalitha Foundation	R	20,000



203. Thuthukani Old Age Day Care Centre	R	20,000	24. Idutywa Northern Football Association	R	250,000
204. Toddlers Inn Crèche	R	20,000	25. Kareedouw Sports Governing Body	R	15,000
205. Triangle Project	R	50,000	26. Midlands Rugby Sub Union	R	70,000
206. Tripple Trust Organisation	R	500,000	27. Mzimvubu Junior Secondary School	R	10,000
207. Tunique Sentrum vir Senior Burgers	R	183,000	28. Nelson Mandela Metropolitan Municipality	R	500,000
208. Umzawowethu Educare Centre	R	30,000	29. New Brighton Netball Union	R	200,000
209. Unity Work Centre by the Disabled	R	150,000	30. Piranhas Aquatic Club	R	23,210
210. Vermont Centre	R	80,000	31. Rowing South Africa	R	500,000
211. Victoria Service Centre For The Aged	R	50,000	32. S'Dumo Trust	R	922,000
212. Village Drop In (Lavender Hill)	R	10,656	33. Star of Debe Nek R.F.C.	R	15,000
213. Vukhambe Disabled Centre	R	75,000	34. Sunshine Special School	R	9,000
214. Warmth Project	R	200,000	35. Transkei Athletics	R	200,000
215. Wellington Society for the Aged	R	50,000	36. Transkei Rugby Football Sub-Union	R	110,000
216. Western Cape Cerebral Palsy Association	R	150,000	37. University of Fort Hare	R	1,500,000
217. Western Cape Forum for Intellectual Disability	R	20,000	38. Wailers Sports Club	R	32,200
218. Wola Nani	R	540,915	39. Wesbank Rugby Voetbalklub	R	28,500
219. Woman in Need Cape Town	R	114,597	40. Winter Rose Sport Club	R	567,000
220. Woodside Sanctuary Rondebosch East	R	100,000	41. Winterberg Cricket Board	R	250,000
221. Worcester Association for the Physically Disabled	R	75,000	42. Zimbane Football Association	R	150,000
222. Youth Outreach	R	20,000			R 12,177,635
223. Zankhanyo Educare Centre	R	30,000			
224. Zenzele Training and Development	R	250,000			
225. Ziphilele Youth Projects	R	100,000			
		R 26,433,111			

SPORT AND RECREATION CATEGORY

EASTERN CAPE

1. AC Milan Football Club	R	1,000	1. Clocolan Golf Club	R	210,000
2. Amateur Boxing – Duncan Village Proper	R	35,000	2. Eleos Mercy Ministries	R	460,000
3. Amateur Boxing – East London	R	76,000	3. Free State Sports Association for Intellectually Impaired	R	100,000
4. Border Athletics	R	410,000	4. Home Defenders Football Club	R	20,000
5. Border Rugby Union	R	160,000	5. Home Tigers Football Club	R	15,000
6. Border Sports Association for the Physically Disabled	R	100,000	6. Loubser Park Management Committee	R	111,150
7. Border Village Cricket	R	192,000	7. Mangaung/University of the Free State Community Partnership	R	300,000
8. Brotherly Cricket Club	R	9,000	8. OFS Academy of Sport	R	1,000,000
9. Central Transkei District Darts Association	R	32,000	9. Qalabotjha Football Association	R	15,000
10. Dolphin Swimming Club	R	56,000	10. Real Taj United Football Club	R	15,000
11. Dysseldorp Rangers Rugby Club	R	50,000	11. Southern Free State Chess Union	R	125,000
12. E Z Pondo Junior Primary School	R	41,000	12. Thabang Victim Empowerment Programme	R	15,000
13. East London Boxing Veteran's Forum	R	306,521	13. Thabo Ya Bana Sport	R	200,000
14. Eastern Cape Academy of Sport	R	1,000,000	14. Thabong Cricket Club	R	26,433
15. Eastern Cape Table Tennis Association	R	100,000	15. Thembalihle Soccer Association	R	280,000
16. Eastern Province Athletics Union	R	70,000	16. Zebras Volleyball Club	R	4,000
17. Eastern Province Golf Union	R	50,000			R 2,896,583
18. Eastern Province Hockey Federation	R	3,500,000			
19. Eastern Province Sports Association for Physically Disabled	R	469,404			
20. Football Club	R	125,800			
21. Good Hope Cricket Club	R	12,000			
22. Hilltop Eagles Club	R	15,000			
23. Hofmeyer Football Association	R	15,000			

GAUTENG (incl. National Bodies)

1. Athletics South Africa (National Body)	R	1,248,910
2. Badminton South Africa (National Body)	R	60,000
3. Bowls South Africa (National Body)	R	200,000
4. Netball South Africa (National Body)	R	1,215,000
5. Recreation South Africa (National Body)	R	320,000
6. SA Football Association (National Body)	R	1,000,000
7. SA National Scrabble Association (National Body)	R	40,000
8. SA Tennis Association (National Body)	R	1,000,000
9. SASAFF (National Body)	R	278,078
10. Softball South Africa (National Body)	R	1,400,000



11. South African Drum Majorettes Association	R 25,000	10. Merlewood Sports Committee	R 785,000
12. South African Orienteering Federation (National Body)	R 40,000	11. Mooi River & District FA	R 1,045,000
13. Squash South Africa (National Body)	R 161,500	12. Mpumalanga Cricket Association	R 49,000
14. Swimming Association (National Body)	R 100,000	13. Mthonjeni Sports & Recreational Club	R 500,000
15. Swimming South Africa (National Body)	R 1,000,000	14. Natal Midlands Hockey	R 800,000
16. The Sports Trust (National Body)	R 737,500	15. Nongoma Athletics Club	R 25,000
17. Benoni Football Association	R 500,000	16. Ottawa House Haven	R 20,000
18. Blue Bulls Rugby Union	R 1,150,000	17. Phoenix Community Centre	R 320,000
19. CODT - Technikon Pretoria	R 332,450	18. SA Figure Skating Association	R 400,000
20. Easterns Squash	R 44,000	19. SA Lifesaving	R 830,000
21. Eersterust Cricket Club	R 500,000	20. SA Pony Club	R 20,000
22. Eldorado Park Facilities Management Committee	R 600,000	21. SA Women's Cricket Association	R 5,200
23. Evaton West Football Association	R 15,000	22. SAFA – Harry Gwala Stadium	R 1,290,000
24. Gauteng Basket Ball	R 269,000	23. Siyakhana Football Coaching Development	R 33,025
25. Gauteng North Sport Association for the Disabled I	R 830,000	24. Sizakancane Sport & Recreation	R 350,000
26. Gauteng North Sport Association for the Disabled II	R 469,404	25. Skating Enterprises	R 310,000
27. Gauteng West Netball	R 12,000	26. Umhlathuzemu Municipality	R 40,000
28. Golden Stars Football Club	R 30,000	27. Umshazi Union Tigers	R 11,300
29. Leruthle Primary School	R 150,000	28. Uthingo Lwenkosazane Youth Development Programme	R 15,000
30. Lethlabile Community Development Projects	R 15,000	29. Western Kinira Football Association	R 16,200
31. Madibeng Community Development Initiative	R 1,506,580		R 10,862,528
32. Mandeville Sports Club	R 700,000		
33. Northern Cricket Union	R 517,000	LIMPOPO	
34. Northern Gauteng Badminton Association	R 5,250	1. Acornhoek Youth Empowerment Project	R 15,000
35. Quantum FC	R 30,000	2. Amateur Wrestling Association	R 170,000
36. Randburg Rolbalklub	R 75,000	3. Badminton Association	R 250,000
37. Randfontein Cricket Club	R 40,000	4. Benedict and Hope Centre for Mentally Handicapped	R 50,000
38. Ratanda Boxing Club	R 20,000	5. Darts Association	R 31,405
39. Rose Happy Fighters Sports Club	R 15,000	6. Destiny Youth Centre	R 10,000
40. SA Students Sports Union (SASSU) – Gauteng	R 23,400	7. Diphiri Home Sweepers	R 15,000
41. Sinyongoba Sports Club	R 116,300	8. Fondwe Athletics Club	R 30,000
42. Soweto Sports Council	R 150,000	9. Future Youth Development	R 20,000
43. Sports Council of Gauteng North	R 43,000	10. Giyani Football Development	R 35,000
44. Technikon Pretoria Bureau for Sport Development	R 300,000	11. Grace and Hope Centre	R 15,000
45. Thusong Gymnastic Club	R 150,000	12. Kansas Softball Club	R 10,000
46. Tuks Sport – University of Pretoria	R 222,500	13. Lebowakgomo Mighty Vipers Football Club	R 20,000
47. Umfuleni Municipal Council	R 532,000	14. Lowveld Sports Development Centre	R 80,000
48. West Rand Sports Association for the Intellectually Impaired	R 15,000	15. Mahwelereng Centre of Hope	R 71,000
49. Young Lions Health & Fitness Club	R 70,935	16. Makibelo Flying Birds Football Club	R 628,250
	R 18,274,807	17. Mothomeng Modern Boys	R 15,000
KWA-ZULU NATAL		18. New Horizon Schools Sport Club	R 15,000
1. Corrie Lynn Primary School	R 360,000	19. NOPUSSA Netball	R 20,000
2. Esenembe Cricket Club	R 10,000	20. Northern Province Clay Target Shooting Association	R 80,000
3. Isipingo Surf Lifesaving Club	R 15,000	21. Northern Province Practical Shooting Association	R 468,722
4. KZ 5a3 Municipality	R 700,000	22. Northern Province Sport	R 501,000
5. KZN Ballroom Dance Association for the Physically Challenged I	R 40,000	23. Northern Province Sport Association for Physically Disabled	R 469,404
6. KZN Ballroom Dance Association for the Physically Challenged II	R 469,404	24. NP Sport	R 33,742
7. KZN Gymnastics Union	R 1,359,719	25. NP United Schools Sport Association	R 243,000
8. KZN Junior Advisory Committee	R 1,003,680	26. Nqovhela X1 Experience Football Club	R 35,000
9. KZN Sport & Recreation Association	R 40,000	27. Ntsindza Senior Secondary School	R 45,000
		28. Osizweni Special School	R 200,000



29. Phafogang Youth Development Association	R	31,500	8. North West Academy of Sport	R	1,000,000
30. Ramotshinyadi Sports Development Committee	R	149,000	9. North West Judo Association	R	7,000
31. Schoonoord Tennis Club	R	15,000	10. Potchefstroom Town Council	R	611,000
32. Turfhoop Sports	R	131,294	11. South African Table Tennis Board	R	738,000
33. Union Players Sports Club	R	36,000	12. Triest Training Centre	R	81,627
34. University of the North	R	1,000,000	13. Young Tigers Football Club	R	30,000
35. Vultures F.C.	R	21,900			R 3,185,276
36. Warmbaths Bowling Club	R	230,000			

R 5,191,217

WESTERN CAPE

MPUMALANGA

1. All Stars Football Club	R	10,000
2. Conqherors Volleyball Club	R	42,000
3. Greater Lydenburg Football Association	R	300,000
4. Jetta Cosmos Football Club	R	31,000
5. Junior Flo Stars Netball/Football Club	R	32,000
6. Kanyamazane Netball Team	R	10,000
7. Khomanana Community Sports Club	R	15,000
8. Latoas Handball Club	R	40,000
9. Mpumalanga Netball Association	R	380,400
10. Mpumalanga Sport Association for the Physically Disabled	R	300,000
11. Mpumalanga Sports Council	R	1,000,000
12. Mthunzi Primary School	R	100,000
13. Sabi Drum Majorettes	R	50,000
14. Seabe Sport Association	R	235,000
15. Siyakhana Development	R	950,000

R 3,495,400

NORTHERN CAPE

1. Athletics Griqualand West	R	121,000
2. Emthanjeni Municipality	R	463,000
3. Griqualand Wes Sport Association for the Physically Disabled	R	366,633
4. Hope Town High School	R	463,000
5. Hope Town Rugby Club	R	500,688
6. Hope Town Squash Club	R	45,000
7. Red Stars Soccer Club	R	18,000
8. Siyancuma Municipality	R	300,000
9. Thusanang Municipality	R	753,000
10. Vaalharts Municipality	R	400,000

R 3,430,321

NORTH WEST

1. Itsoseng Cricket Club	R	91,000
2. Klerksdorp District Football Club	R	15,000
3. Klerksdorp Stingrays	R	400,000
4. Klipgat Young Masters	R	15,000
5. Leakgona Centre	R	58,500
6. Molopo SAPS Sport and Recreation Club	R	120,000
7. Motloung Golf	R	18,149

1. Academy of Gymnastics Association	R	266,152
2. Alta Du Toit School	R	200,000
3. Ark City of Refuge I	R	13,000
4. Ark City of Refuge II	R	10,000
5. Astra Sport Club	R	100,000
6. Blompark Inwoners Vereniging & Masakhane Committee	R	585,000
7. Cape Town Roses Ladies Soccer & Dance Club	R	40,000
8. Cape Town Society for the Blind	R	16,207
9. Cape Waves	R	53,600
10. Central Hockey Club	R	58,500
11. Eden Training Centre	R	35,000
12. Elfin Cycling Club	R	75,000
13. Franschoek Belgian Development Trust	R	187,000
14. Future Youth Development	R	40,000
15. Good Hope R.F.C.	R	50,000
16. Khayelitsha Cricket Club	R	84,000
17. KTC Youth Development Forum	R	47,000
18. Manenberg Sports & Recreational Council	R	60,000
19. Men United Football Club	R	8,500
20. Riverview Primary	R	40,000
21. Robertson Sport & Recreation	R	1,360,000
22. SA Football Association Western Cape	R	150,000
23. Saambou Primary School	R	28,000
24. SHAWCO (Sport & Recreation Facilities)	R	254,000
25. South African Gymnastics Federation	R	420,000
26. South West Districts Rugby	R	124,238
27. Southern Cape Surfing Association	R	44,000
28. Sport Coaches Outreach (SCORE)	R	490,000
29. St. Mark's Primary School	R	96,000
30. Team 21 Football Club	R	33,000
31. United Surfing Council of South Africa	R	60,000
32. Veldrif Sportraad	R	440,000
33. Western Cape Basketball Association	R	100,000
34. Western Cape Sports Academy (WECSA)	R	1,000,000
35. Western Hope Cricket	R	30,000
36. Western Province Athletics	R	3,000,000
37. Western Province Softball	R	1,600,000
38. Western Province Sports Association for the Physically Disabled I	R	297,970
39. Western Province Sports Association for the Physically Disabled II	R	469,404
40. Western Province Volleyball Union	R	117,200
41. Whoop Squad Basketball	R	65,000

R 12,147,771





ANNUAL R