





## NATIONAL LOTTERIES BOARD

### NATIONAL LOTTERIES BOARD

Registered address:

Postal address:

Telephone:  
Fax:  
Website:

Auditors:

Bankers:

**the dti** Campus  
2nd Floor, Block D  
77 Meintjes Street  
Sunnyside  
Pretoria  
0002

P O Box 1556  
Brooklyn Square  
Pretoria  
0075

+27-12-394 3440  
+27-12-394 0452  
[www.nlb.org.za](http://www.nlb.org.za)

Auditor-General

ABSA  
Nedbank  
Standard Bank  
First National Bank  
Rand Merchant Bank



**Mr. M Mpahlwa**  
Minister of Trade and Industry

Report of the National Lotteries Board for the period 1 April 2004 to 31 March 2005.

I am honoured to be able to present the seventh Annual Report of the National Lotteries Board for the year ended 31 March 2005, in accordance with Section 12 of the Lotteries Act (No. 57 of 1997), as amended, and the Public Finance Management Act (No. 1 of 1999), as amended.

J A Foster  
Chairman



## CONTENTS

	PAGE NO
Chairperson's Report	4
Report of the Audit Committee	14
Board Report	16
<b>National Lotteries Board</b>	18
Report of the Auditor-General	19
Income Statement	21
Balance Sheet	22
Statement of Changes in Equity	23
Cash Flow Statement	24
Accounting Policies	25
Notes to the Annual Financial Statements	29
<b>National Lottery Distribution Trust Fund</b>	37
Report of the Auditor-General	38
Income Statement	40
Balance Sheet	41
Statement of Changes in Equity	42
Cash Flow Statement	43
Accounting Policies	44
Notes to the Annual Financial Statements	46
<b>NLDTF Beneficiaries</b>	49



## CHAIRPERSON'S REPORT

### CHAIRPERSON'S MESSAGE

The past year has been another successful one for the National Lottery despite the many challenges that have faced us during the course of the year.

Sales of National Lottery tickets have reached a plateau and it appears that players are no longer enticed by larger prizes. We have seen a dramatic rise in the level and boldness of unlawful competitions and illegal lotteries especially through the SMS service. Provincial licences for sports pools have been issued even though it is clear that the licensing of sports pools is a national competence.

The Board is constantly vigilant and has adopted various measures to counter these challenges both strategically and legislatively. In the coming year, the Board together with the dti will commence the process to revise and amend the Lotteries Act to achieve greater effectiveness.

The National Sports Pools will be launched in the coming year and it is expected that its introduction will inject new excitement into the player base as well as contribute significantly to the overall revenue stream. The Board, together with the operator, is constantly exploring new strategies for increasing the contributions to the NLDTF while at the same time giving due regard to the issues around excessive participation and underage gambling.

The coming year will also see the issuing of the Request for Proposal for the second Lottery Licence. It is expected that the process will be completed, and the new licence awarded, in September 2006.

The Board is pleased and proud that the distribution of NLDTF funds continues to occur both rapidly and responsibly. In the year under review, over R1 billion was allocated to good causes bringing the total allocated since inception to over R3,4 billion. In this regard the Board would like to thank the Members of the Distributing Agencies for the work that they have done to help us achieve this. Significantly, the NLDTF has established itself as the largest and most efficient grant-making entity in the country. The Board is committed to ensuring that this process continues with the highest levels of integrity and transparency and that further improvements in both throughput and accessibility are constantly evaluated and implemented.

It is clear that all these achievements are only possible through the contributions made by the participants in the National Lottery and I would like, on behalf of the Board, to extend our sincere appreciation to all who participate in the National Lottery games.

I would also like to express my thanks, and that of the Board, the CEO, management and staff of Uthingo Management; the CEO, management and staff of the Board; and the CCRD of the dti for their constant hard work and contribution to the achievements of the National Lottery.



Joe Foster  
Chairperson



### ACTIVITIES OF THE BOARD

For the year under review, we can report on the following activities.

### THE NATIONAL LOTTERY

A total of 113 millionaires have been created in the last financial year. Millions of South Africans have won prizes in the other six prize categories. The highest level of sales recorded in any Draw was R74,635,698 (LOTTO and LOTTO Plus) in Draw number 439 (R30m Guaranteed on 5 March 2005).

Since the launch of the National Lottery in March 2000, there have been a total of 487 millionaires.

LOTTO Millionaires per province for period under review:

LOTTO Millionaires per province 01 April 2004 to 31 March 2005	
Province	Total
Gauteng	41
Western Cape	20
KZN	11
Mpumalanga	13
Free State	6
Eastern Cape	8
North West	5
Limpopo	6
Northern Cape	3

Ticket Sales per Province (LOTTO & LOTTO Plus) 01 April 2004 to 31 March 2005		
Province	Total R million	% of sales
Eastern Cape	275	7
Free State	199	5
Gauteng	1,562	38
KwaZulu Natal	564	14
Mpumalanga	251	6
North West	252	6
Northern Cape	133	3
Limpopo	191	5
Western Cape	662	16
<b>Grand Total (incl. VAT)</b>	<b>4,089</b>	<b>100</b>

The figures above include Advance Sales for up to nine draws.

**Salient Lottery facts for the year under review are as follows:**

Prize Winners	40,309,617
Millionaires	113
Rollovers (LOTTO)	47
Highest Jackpot	R30m
Highest Prize	R23,350,611
Average Number of Players Per Week	6,900,000
Total LOTTO Sales (incl. VAT) (LOTTO, LOTTO Plus & Wina Manje)	R4,248,320,948
Highest Weekly LOTTO Sales (LOTTO & LOTTO Plus)	R107,114,239
Total Prizes Paid	R2,044,143,166
Total Contribution to NLDTF	R1,029,852,807

### Terminal Rollout

	31 March 2005	31 March 2004
SA Post Office	559	535
Chain Stores	1 574	1 359
Independent Retailers	4 838	5 097
Forecourts	754	526
<b>Total</b>	<b>7 725</b>	<b>7 517</b>

The figures above represent online terminals that are capable of selling tickets. It excludes terminals that are installed and connected to the network, but that have been suppressed and therefore not capable of selling tickets.

### Fraud and Copyright Issues

There have been 58 attempts to defraud the National Lottery. The status of these attempts is indicated in the table below. There have also been 6 cases of copyright infringements.

Cases withdrawn by the prosecutor	6
Cases in Court	7
Cases pending investigation	3
Convictions	5
Resolved by Uthingo Security Staff	37

## CHAIRPERSON'S REPORT

### Performance Standard Measures of Uthingo Management, operator of the National Lottery

As part of its bid commitments and during Licence negotiations, Uthingo and the Board agreed on a set of performance measures in respect of the National Lottery. The set of measures currently used will be extended as the National Lottery evolves and new activities are added. The more important measures are indicated in the table that follows:

Performance Area	Measure	Attained
Availability of Online Facilities (Central Systems)	99.98%	100%
Availability of Network	99.60%	99.93%
Terminal Reliability (number of unscheduled repair visits per year per terminal)	2.0	1.1
Timeliness of Payments to the NLDTF	100%	100%
System Validation of Online prizes on the morning after draw	99.98%	100%
Payments of Walk-in claims exceeding R50 000 in less than 1 hour	90%	97.92%
Processing of undisputed postal claims and cheques dispatched within 5 days	80%	97%
Processing of damaged online tickets and cheques posted within 20 days	90%	96.56%
Player Relations: Replies required by mail within 5 days	95%	95%
Player Relations: Answering of Calls within 5 mins - Peak	65%	98.63%
Player Relations: Answering of Calls within 5 mins - Off-peak	90%	98.88%
Player Relations: Complaints resolved within 10 days	85%	36.87%

### Responsible Play Programme

During the period under review, information regarding the Responsible Play Programme, including research results and awareness campaigns, were shared with key Government and Civil Society stakeholders during formal briefing sessions. In addition, regular mention was made during audience with members of the media and during speaking engagements.

To increase and maintain public awareness, the Responsible Play Drama was performed to more than 500 and 300 audience members during Remote Draws in Mmabatho and Port Elizabeth respectively. The crowds were quizzed on the messages contained in the play and promotional items with responsible play messages were given to members of the public.

Furthermore, Retailers in Mmabatho and Port Elizabeth were audited to assess compliance with NLB requirements of clearly displaying responsible and underage play posters, and were found to be 100% compliant. Staff employed at the Retailers understood the importance of the signage and messages and are familiar with the procedure of monitoring under-age play.

Members of the public were interviewed at the respective Retailers to assess levels of awareness and understanding, as well as to educate individuals about the Responsible Play Programme and the signs of compulsive playing behaviour. It was found that those interviewed, understood the messages and they were given promotional items displaying responsible play messages.

A Responsible Play booklet was also produced, as a public awareness and education tool.





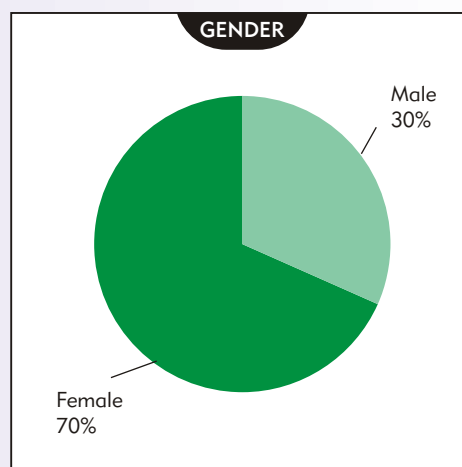
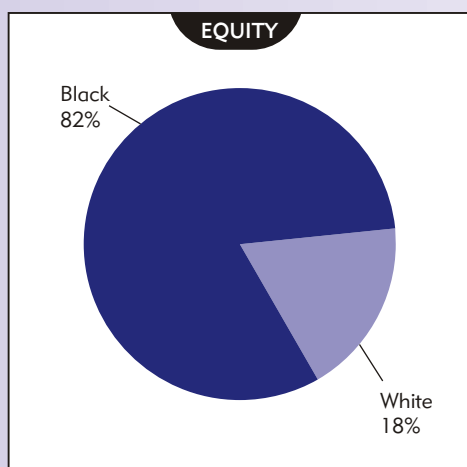
## CHAIRPERSON'S REPORT

### STAFF OF THE BOARD

At the 31 March 2005, the staff compliment of the Board was 44.



The Board is committed to equity and redress. In appointing members of staff, preference is given to candidates from previously disadvantaged groups. Our staff compliment includes one previously disadvantaged female with a physical disability.



In the Management structure of the Board, 83% are black and 33% female.

### PERFORMANCE AGAINST PRE-DETERMINED OBJECTIVES

Since the Board is a regulator, and since the process of regulation and its outcomes are very difficult to predict and to plan for, the Board relies on the specification of its functions in the Lotteries Act and directions given to it by the Minister of Trade and Industry as the primary objectives of its operation and performance. The National Treasury has supported this view. Specifically, these objectives and the Board's performance against them are presented below.

Objective	Board's Performance
Ensure that the National Lottery and Sport Pools are conducted with all due propriety	<ul style="list-style-type: none"> <li>• All employees of the Operator and the Board undergo extensive probity checks annually.</li> <li>• Continuous monitoring of the Operator's control and security environments through regular compliance programmes.</li> <li>• To date, the integrity of the National Lottery has not been compromised.</li> </ul>
Ensure that the interest of every participant in the National Lottery is adequately protected.	<ul style="list-style-type: none"> <li>• Continuous monitoring of the gaming and prize payment environments and the Operators call centre.</li> <li>• Compliance visits to the live draw.</li> <li>• Compliance visits to Retailers.</li> </ul>
Ensure that the net proceeds of the National Lottery are as large as possible.	<ul style="list-style-type: none"> <li>• Continuous monitoring of Sales and Prizes and the tranche calculations specified in the Licence.</li> <li>• Continuous monitoring of ancillary revenue.</li> <li>• Continuous monitoring of all categories of expenditure incurred by the Operator.</li> </ul>
Administer the National Lottery Distribution Trust Fund (NLDTF) and hold it in trust.	<ul style="list-style-type: none"> <li>• Tight controls on the receipt and investment of monies generated.</li> <li>• Tight controls on the disbursement of monies to beneficiaries.</li> </ul>
Monitor, regulate and police lotteries incidental to exempt entertainment, private lotteries, society lotteries and any competition contemplated in Section 54 of the Lotteries Act.	<ul style="list-style-type: none"> <li>• Continuous monitoring of lottery related activities in the market.</li> <li>• Processes in place for registration of lottery managers, operators and fundraising schemes.</li> </ul>

Advise the Minister on percentages of money to be allocated in terms of Section 26(3) of the Lotteries Act.	<ul style="list-style-type: none"> <li>The Board has made five proposals regarding the allocation of monies. Four have been approved. The current proposal is under consideration by the Minister.</li> </ul>
Advise the Minister on the efficacy of legislation pertaining to lotteries and ancillary matters.	<ul style="list-style-type: none"> <li>The Board has made proposals to the Minister regarding amendments to the Lotteries Act on three occasions. Two amendments have already been implemented.</li> </ul>
Advise the Minister on establishing and implementing a social responsibility program in respect of lotteries.	<ul style="list-style-type: none"> <li>The Board, in conjunction with the Operator, has a comprehensive social responsibility programme. The Board monitors the programme annually.</li> </ul>
Administer and invest the money paid into the National Lottery Distribution Trust Fund in accordance with the Lotteries Act.	<ul style="list-style-type: none"> <li>The Board has received approval from the Minister of Finance for its investment strategy and currently invests in strict accordance with this policy.</li> </ul>
Make such arrangements as may be specified in the licence for the protection of prize monies and sums for distribution.	<ul style="list-style-type: none"> <li>The Board has, at the start up of the Lottery, approved and authorised the various trusts to hold monies reserved for outstanding prizes. The status of these trusts is monitored continually.</li> </ul>
Provide the administrative and management support to the Distribution Agencies for the purposes of grant making.	<ul style="list-style-type: none"> <li>The Board has set up the Central Applications Office and has to date, in cooperation with the Distributing Agencies, allocated in excess of 7 000 grants totalling R3,4 billion</li> <li>The current cost to disbursement is below 2%. The international average is approximately 11%.</li> </ul>

The Board has initiated the development of measurable outcomes in respect of its efficiency in the area of grant disbursements and the throughput in the Central Applications Office. While these are in the process of being refined, the following figures reflect the throughput performance of the office for the period under review:

Disbursements:	Actual	=	R1,05 billion (Budgeted = R1 billion)
Turnaround Times:			
Application to adjudication	Actual average	=	18 weeks (Standard = 8 weeks)
Adjudication to payment	Actual average	=	6 weeks (Standard = 8 weeks)

### NATIONAL LOTTERY DISTRIBUTION TRUST FUND

During the period under review, advertisements calling for applications were issued for the Charities; Arts, Culture and National Heritage and Sport and Recreation categories.

#### Criteria and focus areas

All applicants are obliged to submit the following documentation as part of the application process:

1. FORM 03/1, duly completed and signed;
2. Project Business Plan with supporting documentation;
3. Constitution, Articles of Association, Trust Deed or Founding Document;
4. Audited Financial Statements for the past two years; and
5. Proof of registration as a non-profit organisation.

Further, funding is only available to organisations whose founding documents state that its income and property are not distributable to its members, employees or managers, except as reasonable compensation for services rendered.

Each of the categories identifies their own target groups and supplementary information required to adjudicate applications.

The focus for Arts and Culture was again on organisations whose activities addressed the production and promotion of cultural products and/or performance; education, training and skills transfer; and the building of new audiences and increasing public access to the arts. Whereas, the National Heritage (including Environment) sector invited applications from community, youth, women's, faith and school groups from different socio-economic backgrounds involved in the areas of cleanup operations, especially in densely populated areas; planting of indigenous plants and trees; youth environmental education; and youth activities that encouraged partnerships for sharing experiences and resources between the more and the less advantaged groups.

The Charities Distributing Agency called for applications from organisations serving the needs of children, the youth, socially vulnerable groups (e.g. elderly, women, and disabled) and people living with HIV/AIDS. The focus was also on community and residential programmes; capacity building and poverty alleviation in areas that are under-resourced and under-served. Once again, organisations without registration or audited financial statements were allowed to apply in partnership, registered and established organisations were requested to assist these organisations with their applications and enter into a formal working agreement with them.

The Distributing Agency for Sport and Recreation still identifies as their priority areas, existing sports facilities/clubs that lacked sports equipment; the upgrading and/or renovation of existing sports facilities; and training institutions/organisations running training programmes for capacity building for sport i.e. managers, coaches, administrators, technical officials. Special consideration was given where the activities of organisations applying for funding from the Sport and Recreation Distributing Agency benefited people in rural areas and vulnerable groups such as women, the youth, people with disabilities and the elderly.

No funds were reserved for, or allocated to, the Reconstruction and Development Programme (RDP). The Board is awaiting the outcome of recommendations to the Department of Trade and Industry with regard to the amendment to the Lotteries Act for the distribution of funds allocated for this purpose.



## CHAIRPERSON'S REPORT

For the period 01 April 2004 to 31 March 2005, the breakdown of the funding process is as follows:

Category	Amount Available for Distribution R'000	No. of Beneficiaries	Amount Allocated R'000
Arts, Culture & National Heritage	474,229 (28%)	265	310,401 (65%)
Charities	762,154 (45%)	955	504,980 (66%)
Miscellaneous Purposes	84,684 (5%)	1	633 (0.8%)
RDP	- (0%)	-	-
Sport & Recreation	372,609 (22%)	750	389,199 (104%)
<b>TOTAL</b>	<b>1,693,676</b>	<b>1 971</b>	<b>1,205,213</b>

From the above, it can be seen that 75% of the funds available for Arts, Culture and National Heritage; Charities; and Sport and Recreation were allocated to good causes. All unallocated funds will be carried forward to the next year and will be made available for distribution.

For the period 01 April 2004 to 31 March 2005, the distribution of good cause monies per province is as follows:

	Arts, Culture & National Heritage R'000	Charities R'000	Sport & Recreation R'000	Miscellaneous Purposes R'000	TOTAL R'000
National Bodies	76,746	78,260	139,398	633	295,037
Eastern Cape	13,402	55,244	26,390	-	95,036
Free State	11,468	27,106	1,892	-	40,466
Gauteng	73,039	120,347	34,063	-	227,449
KwaZulu Natal	32,653	56,633	35,419	-	124,705
Limpopo	11,244	13,641	30,891	-	55,776
Mpumalanga	174	21,861	9,864	-	31,899
North Cape	2,988	22,020	20,407	-	45,415
North West	8,646	17,453	40,991	-	67,090
Western Cape	80,041	92,415	49,884	-	222,340
<b>TOTAL</b>	<b>310,401</b>	<b>504,980</b>	<b>389,199</b>	<b>633</b>	<b>1,205,213</b>

For a detailed list of all allocations, please refer to pages 49 to 60 of the report.

## CHAIRPERSON'S REPORT

### SOCIETY AND OTHER LOTTERIES

Regulations in respect of Society and Other Lotteries were promulgated on 18 April 2000 in Government Gazette No. 21119.

In terms of the regulations, societies that wish to raise funds through lottery-type competitions have to first register with the National Lotteries Board and comply with requirements of the regulations. In doing so, all organisations are obliged to inform the Board of each competition they run. The regulations also govern, amongst others, the amount that can be raised in each lottery, the frequency of lotteries and the amount that can be allocated to legitimate expenses. Organisations are given the opportunity to apply for exemptions, should they so require.

#### Applications for Registration

	Received	Approved	Declined	Outstanding
Applications for Society Registration	11	6	1	4
Applications for Scheme Registration	34	32	2	0

#### Applications for Exemption

Registration Number	Name of Society	Draw Date	The Nature of Exemption Granted
00008	St. Luke's Hospice	12 draws per annum	Exemption for level of expenses
00025	Reach for a Dream Foundation	10/07/05	Exemption for level of expenses
00081	Africa Ablaze Ministries Welfare	24/12/04	Exemption for level of expenses

### PROMOTIONAL COMPETITIONS

After the amendments of section 54 of the Lotteries Act (the section that deals with promotional competitions) and the relevant regulations were promulgated, there has been a drastic increase of unlawful competitions and illegal lotteries especially through the SMS service. The Board decided, on the advice of the dti that the regulations in respect of Promotional Competitions be referred to the dti to be addressed by the project committee on consumer legislation, which is in the process of drafting the Consumer Bill. The Board continues to police the operations of Promotional Competitions by taking appropriate legal action against offenders that conduct unlawful competitions and illegal lotteries.

## REPORT OF THE AUDIT COMMITTEE

### for the year ended 31 March 2005

---

Report of the Audit Committee required by Treasury Regulations 27.1.7 and 27.1.10(b) and (c) issued in terms of the Public Finance Management Act 1 of 1999, as amended by Act 29 of 1999

We are pleased to present our report for the financial year ended 31 March 2005.

#### Audit Committee Members and Attendance

The Audit Committee consists of the members listed hereunder and meets at least twice per annum as per its approved terms of reference. During the current year four meetings were held.

Member	No. of meetings attended
N Axten (Chairperson)	4
R Nayager (Ernst & Young)	3
JFJ Scheepers	4
S Thomas (appointed January 2005)	1

The external auditors, the Chief Executive Officer as well as the Chief Financial Officer have a standing invitation for audit committee meetings and have attended most of the meetings during the year under review. Currently the audit committee comprises 4 members with all the members from outside the public service.

#### Audit Committee Responsibility

The Audit Committee reports that it has adopted appropriate formal terms of reference as its audit committee policy, has regulated its affairs in compliance with this policy and has discharged its responsibilities as contained therein.

#### The Effectiveness of Internal Control

External audit management letters and reports and internal audit reports were reviewed to ensure that significant matters raised in the aforementioned management letters and reports are timeously addressed and rectified.

#### Quality of Management Reports

The committee is satisfied that the policies and procedures implemented by management were sufficient to ensure that the accounting and information systems and related controls are adequate and effective.

## REPORT OF THE AUDIT COMMITTEE

**for the year ended 31 March 2005**

---

### Internal Audit Function

Following our physical move to the new dti campus, we have assessed the extent of the infrastructure and the possibility of shared services for internal audit with **the dti** group. During April 2005 we received notification from **the dti** that the possibility of shared internal audit services is not going to be implemented in the foreseeable future.

At an Audit Committee and Internal Audit workshop conducted during June 2005 corrective measures were discussed and a way forward determined.

### Evaluation of Financial Statements

The Annual Financial Statements of the National Lotteries Board and the National Lottery Distribution Trust Fund were reviewed and the approval thereof recommended to the Board.

The Audit Committee concurs and accepts the conclusions of the Auditor-General on the Annual Financial Statements of the National Lotteries Board and the National Lottery Distribution Trust Fund and is of the opinion that the audited financial statements be accepted and read together with the report of the Auditor-General.



Norman Axten  
Chairperson of the Audit Committee  
2 August 2005



# BOARD REPORT

## for the year ended 31 March 2005

The Board Members present their seventh Annual Report, which forms part of the audited Financial Statements of the National Lotteries Board (NLB) and the National Lottery Distribution Trust Fund (NLDTF) for the year ended 31 March 2005.

### 1 NATURE OF OPERATIONS

The NLB is the regulator of the National Lottery. Uthingo Management (Pty) Ltd is a private company that operates the National Lottery under licence from the Government. The Operator pays monies into the NLDTF in terms of the licence agreement. These proceeds are destined for good causes as specified in the Lotteries Act, 1997 (Act No. 57 of 1997) and allocated to deserving applicants by Distributing Agencies appointed by the Minister of Trade and Industry. The NLB manages the NLDTF and accounts for all running costs. The NLB withdraws the necessary funds required from the NLDTF, based on overall annual budget approval by the Minister of Trade and Industry.

### 2 STATEMENT OF RESPONSIBILITY

The Board Members are responsible for the maintenance of adequate accounting records and the preparation and integrity of the financial statements and the related information. The auditors are responsible to report on the fair presentation of the financial statements. The financial statements have been prepared in accordance with generally accepted accounting practice and in the manner required by the Public Finance Management Act, 1999.

The Board Members are also responsible for the entity's system of internal financial control. These are designed to provide reasonable, but not absolute assurance as to the reliability of the financial statements, and to adequately safeguard, verify and maintain accountability of the assets, and to prevent and detect misstatement and loss. Nothing has come to the attention of the Board to indicate that any material breakdown in the functioning of these controls, procedures and system has occurred during the year under review.

The financial statements have been prepared on the going concern basis, since the Board Members have every reason to believe that the Board has adequate resources in place to continue in operation for the foreseeable future.

### 3 OPERATING AND FINANCIAL REVIEW

The financial results of the NLB and the NLDTF are fully dealt with in the attached Financial Statements.

Being a regulatory body, the Board's objectives are prescribed in the Lotteries Act. It is the Board's continuous aim to meet or exceed these objectives. The Chairperson's report covers all accomplishments in greater detail.

### 4 MEMBERS OF THE BOARD

Mr Joe Foster (Chairperson)	re-appointed 03/12/2003
Mr Norman Axten	re-appointed 03/12/2003
Ms Nora Fakude-Nkuna	re-appointed 03/12/2003
Mr Henry Makgothi	re-appointed 03/12/2003
Ms Shelley Thomas	re-appointed 03/12/2003
Ms Astrid Ludin	appointed 03/12/2003
Mr George Negota	appointed 03/12/2003

### 5 EMOLUMENTS AND REMUNERATION

The notes to the Financial Statements provide full disclosure in respect of Board Members' emoluments, Distributing Agency emoluments, Audit Committee emoluments and Senior Management remuneration.

## BOARD REPORT

### for the year ended 31 March 2005

---

#### 6 MATERIAL EVENTS AFTER YEAR END

No matter which is material to the financial affairs of the NLB or the NLDTF has occurred between the Balance Sheet date and the date of approval of the Financial Statements. For information purposes however, it is important to note that although the NLDTF was never liable for Value Added Tax, effective 01 April 2005 the NLB was deregistered for value added tax purposes in terms of current legislation applying to schedule 3A public entities.

#### 7 UNEXPENDED MONEY OF TRANSKEI STATE LOTTERY NOT PAID TO THE NLDTF

Section 64 of the Lotteries Act requires that all unexpended money in the State Lottery Trustee Account referred to in the Lottery Decree, 1989 (Transkei) be paid to the NLDTF prior to the commencement of the Act. Since no proper audit was performed on the Transkei lottery, it was extremely difficult to establish the financial status of the lottery on its closure. The Board engaged auditing firm Deloitte & Touche to investigate the matter on its behalf. After an intensive search it was established that an amount of R2, 513, 600 was paid from the Transkei Lottery to the Transkei Sport and Education Aid Trust. It could not be adequately established how this amount was used but it appears that except for two amounts paid irregularly to the treasurer and secretary of the fund, the monies were used for its intended purpose. The matter of the irregular payments has been handed over to the Scorpions for further investigation. Since there is nothing further that can be done by the Board until the Scorpions investigation is complete and since the Board would like to bring the matter to rest, the Board accepts that the maximum exposure to the NLDTF is R2,513,600. The Board will however, continue to monitor the situation and to take action as appropriate.

#### 8 MATERIALITY FRAMEWORK IN TERMS OF TREASURY REGULATION 28.1.5.

During the year under review for purposes of material (sections 50(1), 55(2) and 66(1) of the Public Finance Management Act) and significant (section 54 (2) of the Public Finance Management Act), the Board developed and agreed a framework of acceptable levels of materiality and significance with the Minister of **the dti** in consultation with the external auditors.

#### 9 AUDITORS

The Office of the Auditor-General will continue to perform the statutory audit in accordance with the Lotteries Act, 1997 (Act No. 57 of 1997) and the Public Finance Management Act, 1999 (Act No. 1 of 1999).

The Financial statements set out on pages 21 to 36 for the National Lotteries Board and pages 40 to 48 for the National Lottery Distribution Trust Fund were approved by the Board and are signed on their behalf.



J A Foster  
Chairperson  
2 August 2005



V Ram  
Chief Executive Officer



## **NATIONAL LOTTERIES BOARD (NLB)**

**ANNUAL FINANCIAL STATEMENTS  
for the year ended 31 March 2005**

# REPORT OF THE AUDITOR-GENERAL TO PARLIAMENT ON THE FINANCIAL STATEMENTS OF THE NATIONAL LOTTERIES BOARD FOR THE YEAR ENDED 31 MARCH 2005

---

## 1. AUDIT ASSIGNMENT

The financial statements as set out on pages 16 to 17 and 21 to 36, for the year ended 31 March 2005, have been audited in terms of section 188 of the Constitution of the Republic of South Africa, 1996 (Act No. 108 of 1996), read with sections 4 and 20 of the Public Audit Act, 2004 (Act No. 25 of 2004) and section 12(4) of the National Lotteries Act, 1997 (Act No. 57 of 1997). These financial statements, the maintenance of effective control measures and compliance with relevant laws and regulations are the responsibility of the accounting authority. My responsibility is to express an opinion on these financial statements, based on the audit.

## 2. NATURE AND SCOPE

The audit was conducted in accordance with Statements of South African Auditing Standards. Those standards require that I plan and perform the audit to obtain reasonable assurance that the financial statements are free of material misstatement.

### An audit includes:

- examining, on a test basis, evidence supporting the amounts and disclosures in the financial statements,
- assessing the accounting principles used and significant estimates made by management, and
- evaluating the overall financial statement presentation.

Furthermore, an audit includes an examination, on a test basis, of evidence supporting compliance in all material respects with the relevant laws and regulations which came to my attention and are applicable to financial matters.

The audit was completed in accordance with Auditor-General Directive No. 1 of 2005.

I believe that the audit provides a reasonable basis for my opinion.

## 3. AUDIT OPINION

In my opinion, the financial statements fairly present, in all material respects, the financial position of the National Lotteries Board (Board) at 31 March 2005 and the results of its operations and cash flows for the year then ended, in accordance with generally accepted accounting practice and in the manner required by the Public Finance Management Act, 1999 (Act No. 1 of 1999) (PFMA).



**REPORT OF THE AUDITOR-GENERAL TO PARLIAMENT**  
**ON THE FINANCIAL STATEMENTS OF THE NATIONAL LOTTERIES BOARD**  
**FOR THE YEAR ENDED 31 MARCH 2005 (CONTINUED)**

---

**4. EMPHASIS OF MATTER**

Without qualifying the audit opinion expressed above, attention is drawn to the following matters:

**4.1 Approval of financial statements**

The accounting authority must prepare and submit financial statements to me within two months after the end of the financial year for auditing in terms of section 55 of the PFMA. The initial set submitted on 31 May 2005 was not approved by the accounting authority, which only approved the financial statements on 02 August 2005.

**4.2 Internal audit**

Treasury Regulation 27.2.6 requires internal audits to be conducted in accordance with the standards set by the Institute of Internal Auditors. The internal audit component at the Board is not adequately staffed and hence there are no independent reviews of the work performed by the internal auditor. Thus not all the standards of the Institute of Internal Auditors are being complied with.

**5. APPRECIATION**

The assistance rendered by the staff of the National Lotteries Board during the audit is sincerely appreciated.



F Joubert for Auditor-General

Pretoria

03 August 2005



AUDITOR - GENERAL

## INCOME STATEMENT

for the year ended 31 March 2005

	Notes	2005 R'000	2004 R'000
Grants and transfers	1	16 618	8 578
Profit on disposal of fixed assets	2	1	4
Licence signing fees	3	228	228
Other income	4	51	111
		<u>16 898</u>	<u>8 921</u>
Administrative expenses	5	5 230	4 899
Staff costs	6	9 075	7 488
Other operating expenses	7	2 250	745
Depreciation	8	412	625
Deficit from operations		<u>(69)</u>	<u>(4 836)</u>
Finance costs		-	(1)
Income from investments	9	69	237
		<u>-</u>	<u>(4 600)</u>
<b>Deficit for the year</b>		<b>-</b>	<b>(4 600)</b>



## BALANCE SHEET

as at 31 March 2005

	Notes	2005 R'000
<b>ASSETS</b>		
<b>Non-current assets</b>		
Property, plant and equipment	10	528
Intangible assets	11	67
		<u>595</u>
<b>Current assets</b>		
Investments in securities	12	136 736
Trade and other receivables	13	209
Prepayments and advances	14	15
Cash and cash equivalents	15	1 063
		<u>138 023</u>
<b>Total assets</b>		<u>138 618</u>
<b>EQUITY AND LIABILITIES</b>		
<b>Non-current liabilities</b>		
Deferred income: Licence fees	16	-
		<u>-</u>
<b>Current liabilities</b>		
Trade and other payables	17	137 783
Current portion of provisions	18	607
Current portion of deferred income	16	228
		<u>138 618</u>
<b>Total equity and liabilities</b>		<u>138 618</u>



# STATEMENT OF CHANGES IN EQUITY

## for the year ended 31 March 2005

	Accumulated profit/(loss) R'000
Balance at 1 April 2003	4 600
Net deficit for the year	(4 600)
Balance at 1 April 2004	-
Net surplus for the year	-
Balance at 31 March 2005	-





## CASH FLOW STATEMENT

for the year ended 31 March 2005

	Notes	2005 R'000	2004 R'000
<b>Cash flow from operating activities</b>			
Cash generated from/(utilised in) operations	19	1 076	(6 106)
Investment income		69	237
Finance charges		-	(1)
<b>Net cash from/(used in) operating activities</b>		<b>1 145</b>	<b>(5 870)</b>
<b>Cash flow from investing activities</b>			
Acquisition of property, plant and equipment		(222)	(171)
Acquisition of intangible assets		(64)	-
Proceeds from disposal of fixed assets		1	4
<b>Net cash used in investing activities</b>	20	<b>(285)</b>	<b>(167)</b>
<b>Net increase/(decrease) in cash and cash equivalents</b>		<b>860</b>	<b>(6 037)</b>
Cash and cash equivalents at the beginning of the year		203	6 240
<b>Cash and cash equivalents at the end of the year</b>		<b>1 063</b>	<b>203</b>



## ACCOUNTING POLICIES

for the year ended 31 March 2005

---

The Annual Financial Statements have been prepared in accordance with generally accepted accounting practice and the Public Finance Management Act, Act 1 of 1999 as amended.

The following are the principle accounting policies of the Board which are, in all material respects, consistent with those applied in the previous year:

### 1 Basis of preparation

The financial statements have been prepared on the historical cost basis.

### 2 Revenue recognition

Revenue is recognised when it is probable that future economic benefits will flow to the enterprise and these benefits can be measured reliably. The following specific bases apply:

Assistance from the NLDTF is based on actual operating costs for which the Board is responsible. The Board withdraws the amounts as and when required, based on overall approval by the Minister of Trade and Industry. Income is generally recognised as operating costs are defrayed.

Revenue arising from licence fees is recognised on an accrual basis in accordance with the substance of the license contract.

Interest income is accrued on a time proportion basis, taking into account the principal outstanding and the effective interest rate over the period to maturity.

Fees received from bidders are recognised as they accrue.

### 3 Irregular and fruitless and wasteful expenditure

Irregular expenditure means expenditure incurred in contravention of, or not in accordance with, a requirement of any applicable legislation, including:

- The PFMA, or
- Any legislation providing for procurement procedures.

Fruitless and wasteful expenditure means expenditure that was made in vain and would have been avoided had reasonable care been exercised.

All irregular and fruitless and wasteful expenditure is charged against income in the period in which they are incurred.

### 4 Retirement benefit costs

The Government Employees Pension Fund is a defined benefit fund, which provides retirement and death benefits for the Chairperson. Government guarantees any unfunded liability. The pension plan is generally funded by payments from the Chairperson and the National Lotteries Board. The contributions are charged to the income statement in the year to which they relate.

The Provident Fund to which all other employees belong is a defined contribution fund, which provides retirement, death and disability benefits. The National Lotteries Board funds the plan as part of the cost to the Board. The contributions are charged to the income statement in the year to which they relate.

## ACCOUNTING POLICIES

for the year ended 31 March 2005

### 5 Property, plant and equipment

All property, plant and equipment assets are initially recorded at cost. Assets are stated at historical cost less accumulated depreciation and are written off over the expected useful life of the asset.

Depreciation is calculated on the straight-line method to write off the cost of assets to their residual values over their estimated useful lives as follows:

- Furniture and fittings            5 years
- Office equipment                5 years
- Computer equipment            3 years
- Motor vehicles                   4 years
- Leasehold improvements       3 years

Where the carrying amount of an asset is greater than its estimated recoverable amount, it is written down immediately to its recoverable amount.

Where the cost of an asset is less than R2 000 that asset is expensed immediately.

The gain or loss arising from the disposal or retirement of an asset is determined as the difference between the sales proceeds and the carrying amount of the asset and is recognised in or charged against income.

### 6 Intangible assets

Costs associated with developing or maintaining computer software programmes are recognised as an expense as incurred. Costs that are directly associated with identifiable software products controlled by the Board and will generate economic benefits exceeding costs beyond one year, are recognised as intangible assets. Intangible assets are stated at historical cost less accumulated amortisation and are written off over a period of three years on the straight-line method. Expenditure that enhances or extends the performance of computer software programmes beyond their original specifications is recognised as a new acquisition.

### 7 Impairment

At each balance sheet date, the Board reviews the carrying amounts of its tangible and intangible assets to determine whether there is any indication that those assets may be impaired. If any such indication exists, the recoverable amount of the asset is estimated in order to determine the extent of the impairment loss (if any). If the recoverable amount of an asset is estimated to be less than its carrying amount, the carrying amount of the asset is reduced to its recoverable amount. Impairment losses are immediately recognised as an expense.

### 8 Leased assets

#### Finance lease

Lease of property, plant and equipment where the National Lotteries Board assumes substantially all the benefits and risks of ownership are classified as finance leases. Finance leases are capitalised at cost. Each lease payment is allocated between the liability and finance charges so as to achieve a constant rate on the finance balance outstanding. The corresponding lease obligations, net of finance charges, are disclosed as non-current liabilities. The interest element of the finance charges is charged to the income statement over the lease period. The property, plant and equipment acquired under finance leasing contracts are depreciated over the useful lives of the assets.

#### Operating leases

Leases of assets under which the lessor effectively retains all the risks and benefits of ownership are classified as operating leases. Payments made under operating leases are charged to the income statement as incurred, over the period of the lease. Operating leases currently only related to the premises being leased by the National Lotteries Board.

## ACCOUNTING POLICIES

for the year ended 31 March 2005

---

### 9 Financial instruments

#### **Recognition**

Financial assets and financial liabilities are recognised on the Board's balance sheet when the Board becomes a party to the contractual provisions of the instrument.

All "regular way" purchases and sales of financial assets are initially recognised using trade date accounting.

#### **Measurement**

Financial instruments are initially measured at cost, which includes transaction costs. Subsequent to initial recognition these instruments are measured as set out below.

#### **Financial assets**

The Board's principle financial assets are investments and loans, accounts receivable and cash and cash equivalents.

- Trade and other receivables  
Trade and other receivables are stated at their nominal value as reduced by appropriate allowances for estimated irrecoverable amounts.
- Cash and cash equivalents  
Cash and cash equivalents are measured at cost plus interest income as it accrues.
- Investments  
Investments are recognised as capital invested plus interest as it accrues.

The Board classifies its funds placed with various banking institutions in the form of fixed deposits, banker's acceptances, promissory notes and negotiable certificates of deposit as originated loans and receivables. This category of accounting for investments affords the opportunity of early conversion to cash if required, and not having to necessarily hold all instruments to maturity. These investments are also classified as current assets as it is the express intention to have all investments mature within twelve months from the balance sheet date. All funds are placed with high credit quality financial institutions approved by the Minister of Finance.

#### **Financial liabilities**

The Board's principal financial liabilities comprise trade and other payables. Financial liabilities are recognised at amortised cost, namely original debt less principal payments and amortisations.

### 10 Provisions

Provisions are recognised when the Board has a present obligation as a result of a past event and it is probable that this will result in an outflow of economic benefits that can be estimated reliably.

Provision was made for the Board's estimated liability on bonuses and leave pay at balance sheet date.

Over

**7** thousand  
beneficiaries  
helped





# NOTES TO THE ANNUAL FINANCIAL STATEMENTS

for the year ended 31 March 2005

## 1 Grants and Transfers

	2005 R'000	2004 R'000
Opening balance	-	1521
Assistance received according to Section 34 of the Lotteries Act	16 618	7 057
Utilisation for the year	16 618	8578

## 2 Profit on disposal of fixed assets

	2005 R'000	2004 R'000
Computer equipment sold as scrap	1	4

## 3 Licence signing fees

	2005 R'000	2004 R'000
Lottery licence	228	228

## 4 Other Income

	2005 R'000	2004 R'000
Registration fees: Societies and Other Lotteries	51	29
Other: services rendered to HSRC	-	82
Total	51	111

## 5 Administrative expenses

	2005 R'000	2004 R'000
General and administrative expenses	828	905
Board Members' emoluments	1 102	1 093
Distributing Agency emoluments	1 329	1 144
Audit Committee emoluments	149	30
Auditor's remuneration		
- Audit fees	508	200
Travel and subsistence	520	903
Rentals in respect of operating leases (minimum lease payments)		
- Premises	794	624
Total	5 230	4 899

# NOTES TO THE ANNUAL FINANCIAL STATEMENTS

for the year ended 31 March 2005

## 6 Staff costs

	2005 R'000	2004 R'000
Wages and Salaries		
- Basic salaries	6 305	5 178
- Performance awards	1 126	869
- Periodic payments	7	8
- Temporary staff	112	28
- Leave payments/provisions	(31)	124
- Defined Provident contribution plan expense	1 087	882
- Medical	422	366
- UIF	47	33
Total	9 075	7 488

Average number of persons employed 37 35

Included in the above staff costs are the following amounts paid to or receivable by senior management:

	CEO	CFO	Manager HR/ Admin	Manager Central Applications	Manager Public Relations	Manager Legal
Basic salary	523	298	215	239	187	180
Performance bonus	157	77	45	61	41	24
Provident fund	118	83	57	65	48	42
Annual bonus	62	42	31	39	28	23
Travel allowance	78	102	78	142	84	48
Medical aid	27	26	28	21	13	11
Total	965	628	454	567	401	328

## 7 Other operating expenses

	2005 R'000	2004 R'000
Staff training and development	78	49
Consultants, contractors and special services	1 372	165
Equipment items expensed as per Board's policy	3	-
Legal fees	136	44
Maintenance, repairs and running costs	59	93
- Property and buildings	15	38
- Machinery and equipment	29	37
- Other maintenance, repairs and running costs	15	18
Amortisation of intangibles		
- Computer software	16	144
Advertising and publicity	504	187
Meeting refreshments expense	82	63
Total	2 250	745

## 8 Depreciation

	2005 R'000	2004 R'000
Leasehold improvements	29	51
Office equipment	52	79
Vehicles	19	60
Computer equipment	229	268
Furniture and fittings	83	167
Total	412	625

# NOTES TO THE ANNUAL FINANCIAL STATEMENTS

for the year ended 31 March 2005

## 9 Income from investments

	2005 R'000	2004 R'000
Interest income		
- Investments	2	184
- Loans	2	4
- Bank deposits	65	49
Total	69	237

## 10 Property, plant and equipment

	Leasehold improvements R'000	Office equipment R'000	Motor Vehicles R'000	Computer equipment R'000	Furniture and fittings R'000	Total R'000
<b>Year ended 31/3/2004</b>						
Opening net carrying amount	80	186	105	479	322	1 172
Gross carrying amount	351	359	232	913	865	2 720
Accumulated depreciation	271	173	127	434	543	1 548
Disposals (carrying amount)	-	-	-	-	-	-
Gross carrying amount	-	-	-	42	-	42
Accumulated depreciation	-	-	-	42	-	42
Additions	-	74	-	77	20	171
Depreciation charge	51	79	60	268	167	625
Closing net carrying amount	29	181	45	288	175	718
<b>Year ended 31/3/2005</b>						
Opening net carrying amount	29	181	45	288	175	718
Gross carrying amount	351	434	232	947	885	2 849
Accumulated depreciation	322	253	187	659	710	2 131
Disposals (carrying amount)	-	-	-	-	-	-
Gross carrying amount	351	2	-	14	2	369
Accumulated depreciation	351	2	-	14	2	369
Additions	-	-	-	209	13	222
Depreciation charge	29	52	19	229	83	412
Closing net carrying amount	-	129	26	268	105	528

Leasehold improvements disposed of refer to improvements effected at the premises previously occupied by the Board. These improvements were fully depreciated over the period of the lease and surrendered to the lessor in terms of the lease agreement.

## 11 Intangible assets

Intangible assets refer to the capitalised value of software costs incurred in the development of the Grant Management System used by the National Lottery Distribution Trust Fund, and the National Lotteries Board/National Lottery Distribution Trust Fund website.

	Computer software R'000
<b>Year ended 31/3/2004</b>	
Opening net carrying amount	163
Gross carrying amount	432
Accumulated amortisation	269
Amortisation charge	144
Closing net carrying amount	19
<b>Year ended 31/3/2005</b>	
Opening net carrying amount	19
Gross carrying amount	432
Accumulated amortisation	413
Additions	64
Amortisation charge	16
Closing net carrying amount	67

## NOTES TO THE ANNUAL FINANCIAL STATEMENTS

for the year ended 31 March 2005

### 12 Investments in securities

With reference to notes 13 and 17, funds are invested with various banking institutions in the form of fixed deposits, banker's acceptances, promissory notes and negotiable certificates of deposit. The Escrow investment comprises:

	2005 R'000	2004 R'000
<b>Originated loans and receivables</b>		
Capital amount	94 319	94 319
Interest capitalised	31 923	17 660
Interest accrued	10 494	13 728
Closing balance	<u>136 736</u>	<u>125 707</u>

### 13 Trade and other receivables

	2005 R'000	2004 R'000
Uthingo Management (Pty) Ltd - Escrow	140	-
National Lottery Distribution Trust Fund - Grant	-	407
Staff loans	64	98
Interest receivable	5	4
Deposits	-	10
	<u>209</u>	<u>519</u>

The amount due from Uthingo Management (Pty) Ltd was raised in accordance with the Licence to operate the National Lottery, whereby the Licensee is to pay a specified amount to the Board, in order to assist with the continued operation of the National Lottery after expiry, termination or revocation of the licence for any reason. The full amount has since been received and invested after the deduction of the VAT element. Refer to note 12 for the cumulative status.

### 14 Prepayments and advances

	2005 R'000	2004 R'000
Prepayments: short term insurance	<u>15</u>	-

### 15 Cash and cash equivalents

Cash and cash equivalents comprise cash and bank balances that are held with registered banking institutions and that are subject to insignificant interest rate risk. The carrying amount of these assets approximates to their fair value.

	2005 R'000	2004 R'000
Cash at bank	1 028	168
Cash on hand	35	35
	<u>1 063</u>	<u>203</u>

# NOTES TO THE ANNUAL FINANCIAL STATEMENTS

for the year ended 31 March 2005

## 16 Deferred income licence fees

Licence fees relate to the licence awarded to Uthingo Management (Proprietary) Limited for the National Lottery. This licence is valid for 7 years and will be amortised over this period.

	2005 R'000	2004 R'000
Total at beginning of year	456	684
Charged to income statement	(228)	(228)
	228	456
Current portion of deferred income	(228)	(228)
Balance at end of year	-	228

## 17 Trade and other payables

	2005 R'000	2004 R'000
Accruals	564	248
VAT payable	261	188
Escrow liability	136 858	125 706
Assistance from NLDTF surrendered	93	-
Other payables	7	55
	137 783	126 197

With reference to notes 12 and 13 above, the Escrow liability represents the amount reserved in order to assist with the continued operation of the National Lottery after expiry, termination or revocation of the licence for any reason. Should the need not materialise, the funds will be transferred to the National Lottery Distribution Trust Fund.

## 18 Provisions

Salary and related expense provision : leave pay and bonuses

	2005 R'000	2004 R'000
Opening balance	513	222
Provisions made during the year	1 285	1 312
Unused amounts reversed during the year	(302)	(189)
Utilisation of provisions during the year	(889)	(832)
Closing balance	607	513

## 19 Reconciliation of surplus/(deficit) to cash generated from/(utilised in) operations

	2005 R'000	2004 R'000
Surplus/(deficit) for the year	-	(4 600)
Adjusted for:		
- Depreciation on property, plant and equipment	412	625
- Amortisation of intangible assets	16	144
- Profit on disposal of property, plant and equipment	(1)	(4)
- Investment income	(69)	(237)
- Interest expense	-	1
- Deferred income: licence fees	(228)	(228)
Operating cash flows before working capital changes	130	(4 299)
Working capital changes	946	(1 807)
- Increase/(decrease) in deferred income: Assistance from NLDTF	-	(1 520)
- Decrease in receivables	418	2 953
- Increase/(decrease) in payables	528	(3 240)
Cash generated from/(utilised in) operations	1 076	(6 106)



## NOTES TO THE ANNUAL FINANCIAL STATEMENTS

for the year ended 31 March 2005

With reference to notes 13, 14 and 18 relating to Escrow, the following movements in current assets and liabilities have been recognised as non cash flow items:

	2005 R'000	2004 R'000
(Increase)/decrease in receivables	(123)	24 361
Increase in payables	11 152	14 227
Increase in Escrow investments	(11 029)	(38 588)
	-	-

### 20 Net cash used in investing activities

	2005 R'000	2004 R'000
Proceeds on disposal of property, plant and equipment	1	4
Acquisition of property, plant and equipment	(222)	(171)
Acquisition of intangible assets	(64)	-
<b>Cash used in investing activities</b>	<b>(285)</b>	<b>(167)</b>

### 21 Operating lease arrangements The Board as lessee

Office premises are leased. Rentals are charged as an expense as and when incurred.

The Board physically moved to its current premises at the new dti campus in July 2004. The new lease agreement with the dti is still in the process of being finalised. An amount of R672,000.00 has been budgeted for operating lease payments in respect of premises for the next financial year.

### 22 Related party transactions

The National Lotteries Board is the regulator of the National Lottery. Uthingo Management (Pty) Ltd is a private company that operates the National Lottery under licence from the Government. The Operator pays monies into the National Lottery Distribution Trust Fund in terms of the licence agreement. These proceeds are destined for good causes as specified in the Lotteries Act, and allocated to deserving applicants by Distributing Agencies appointed by the Minister of Trade and Industry. The National Lotteries Board manages the National Lottery Distribution Trust Fund and accounts for all running costs. The Board withdraws the necessary funds required from the Trust Fund, based on overall annual approval by the Minister of Trade and Industry.

# NOTES TO THE ANNUAL FINANCIAL STATEMENTS

for the year ended 31 March 2005

## 23 Board Members' Emoluments

The following emoluments were paid to or receivable by the Board and Executive Members during the period under review:

Executive Chairperson (R'000)	
Basic salary	516
Arrear salary	5
Home owner allowance	12
Annual bonus	34
Travel allowance	169
Medical aid	17
Pension fund	76
Reimbursive travel	3
Out of office allowance	9
<b>Total</b>	<b>841</b>

The above does not include the provision for a performance bonus of R135,000.

Non-executive Board Members (R'000)	Meeting attendance	Reimbursive travel	Out of office allowance	Total
N Axten	20	1	8	29
N Fakude-Nkuna	18	-	8	26
H Makgothi	19	-	8	27
S Thomas	16	1	-	17
G Negota	17	2	8	27
<b>Total</b>	<b>90</b>	<b>4</b>	<b>32</b>	<b>126</b>

In her capacity as Minister's Nominee, A Ludin of the dti received no remuneration for the period under review.

## 24 Distributing Agency Members' Emoluments (R'000)

	Meeting attendance	Reimbursive allowances	Total
<b>Arts, Culture &amp; National Heritage</b>			
T Abrahamse	13	-	13
N Danby	23	2	25
P Madiba	26	-	26
K E Mbalo	13	1	14
F G Mketeni	-	-	-
A P Nevhutalu	30	1	31
D N A Nteta	27	7	34
R Wagiet	17	-	17
<b>Total</b>	<b>149</b>	<b>11</b>	<b>160</b>
<b>Charities</b>			
V A Daniels	77	-	77
M R Grobbelaar	120	3	123
M Madonsela	104	12	116
A S Magerman	105	9	114
T E Maitse	157	7	164
J M Matube	96	3	99
B M P Setlalentoa	112	10	122
H B C Shaw	84	9	93
<b>Total</b>	<b>855</b>	<b>53</b>	<b>908</b>

## NOTES TO THE ANNUAL FINANCIAL STATEMENTS

for the year ended 31 March 2005

### 24 Distributing Agency Members' Emoluments (R'000) (CONTINUED)

	Meeting attendance	Reimbursive allowances	Total
<b>Sport &amp; Recreation</b>			
E G Bennett	68	7	75
H Kajee	16	-	16
M R Keikabile	49	-	49
M J Phaahla	35	-	35
G N Sam	36	2	38
J J Sibanyoni	34	3	37
C van Niekerk	12	-	12
<b>Total</b>	<b>250</b>	<b>12</b>	<b>262</b>

### 25 Audit Committee Members' Emoluments (R'000)

The following emoluments were paid to or receivable by the Audit Committee Members during the period under review:

	Meeting attendance	Reimbursive allowances	Total
JFJ Scheepers	39	-	39
N Axten	41	1	42
S Thomas	12	-	12
R Nayager (Ernst & Young)	54	2	56
<b>Total</b>	<b>146</b>	<b>3</b>	<b>149</b>

### 26 Financial instruments

#### *Credit risk*

Financial assets that could subject the Board to credit risk consist principally of cash at bank and cash equivalents, deposits and accounts receivable. The Board's cash equivalents are placed with high credit quality financial institutions. Accounts receivable is presented net of the allowance for doubtful receivables or loan write-offs. Credit risk with respect to trade receivables is limited to the lottery operator.

#### *Fair values*

The carrying amount of cash and cash equivalents, deposits, accounts receivable and accounts payable approximated their fair values due to the short term maturities of those assets and liabilities.

### 27 Taxation

The National Lotteries Board is exempt from income tax in terms of Section 10(1)(cA) of the Income Tax Act, 1962. The Board is however registered and liable for VAT in terms of the Value-Added Tax Act, 1991. With effect from 1 April 2005 the NLB was deregistered for value added tax purposes in terms of current legislation applying to schedule 3A public entities.



## NATIONAL LOTTERY DISTRIBUTION TRUST FUND (NLDTF)

ANNUAL FINANCIAL STATEMENTS  
for the year ended 31 March 2005

# REPORT OF THE AUDITOR-GENERAL TO PARLIAMENT

## FOR THE YEAR ENDED 31 MARCH 2005

---

### 1. AUDIT ASSIGNMENT

The financial statements as set out on pages 40 to 48, for the year ended 31 March 2005, have been audited in terms of section 188 of the Constitution of the Republic of South Africa, 1996 (Act No. 108 of 1996), read with sections 4 and 20 of the Public Audit Act, 2004 (Act No. 25 of 2004) and section 12(4) of the National Lotteries Act, 1997 (Act No. 57 of 1997). These financial statements, the maintenance of effective control measures and compliance with relevant laws and regulations are the responsibility of the accounting authority. My responsibility is to express an opinion on these financial statements, based on the audit.

### 2. NATURE AND SCOPE

An audit includes:

- examining, on a test basis, evidence supporting the amounts and disclosures in the financial statements,
- assessing the accounting principles used and significant estimates made by management, and
- evaluating the overall financial statement presentation.

Furthermore, an audit includes an examination, on a test basis, of evidence supporting compliance in all material respects with the relevant laws and regulations, which came to my attention and are applicable to financial matters.

The audit was completed in accordance with Auditor-General Directive No. 1 of 2005.

I believe that the audit provides a reasonable basis for my opinion.

### 3. AUDIT OPINION

In my opinion, the financial statements fairly present, in all material respects, the financial position of the National Lottery Distribution Trust Fund (NLDTF) at 31 March 2005 and the results of its operations and cash flows for the year then ended, in accordance with generally accepted accounting practice and in the manner required by the Public Finance Management Act, 1999 (Act No. 1 of 1999) (PFMA).

### 4. EMPHASIS OF MATTER

Without qualifying the audit opinion expressed above, attention is drawn to the following matters:

#### 4.1. Departure from SA GAAP

As stated in note 16 to the financial statements, the NLDTF has departed from South African Statements of Generally Accepted Accounting Practice (SA GAAP) by not present valuing amounts payable beyond twelve months. The quantification of the departure from SA GAAP has not been reported in the financial statements as required by SA GAAP.



# REPORT OF THE AUDITOR-GENERAL TO PARLIAMENT

FOR THE YEAR ENDED 31 MARCH 2005

---

## 4.2 Approval for the retention of surplus funds

In terms of section 53(3) of the PFMA, written approval should be obtained from National Treasury to retain accumulated surplus funds. Although approval has been requested on 18 July 2005 to retain the surplus funds, it is uncertain whether approval will be granted to retain the surplus funds or a portion thereof.

No disclosure of the contingent liability has been made in the financial statements.

## 4.3 Approval of financial statements

The accounting authority must prepare and submit financial statements to me within two months after the end of the financial year for auditing in terms of section 55 of the PFMA. The initial set submitted on 31 May 2005 was not approved by the accounting authority, which only approved the financial statements on 02 August 2005.

## 4.4 Internal audit

Treasury Regulation 27.2.6 requires internal audits to be conducted in accordance with the standards set by the Institute of Internal Auditors. The internal audit component at the NLDTF is not adequately staffed and hence there are no independent reviews of the work performed by the internal auditor. Thus not all the standards of the Institute of Internal Auditors are being complied with.

## 5. APPRECIATION

The assistance rendered by the staff of the National Lotteries Board during the audit is sincerely appreciated.



F J Joubert for Auditor-General

Pretoria

03 August 2005



## INCOME STATEMENT

for the year ended 31 March 2005

	Notes	2005 R'000	2004 R'000
Revenue	1	1 029 853	986 642
Other income	2	7 585	4 690
		<u>1 037 438</u>	<u>991 332</u>
Disbursement of funds	3	1 165 962	1 244 845
Assistance to the National Lotteries Board	4	18 944	8 045
Other operating expenses	5	18	14
Deficit from operations		<u>(147 486)</u>	<u>(261 572)</u>
Finance income	6	265 134	301 938
<b>Operating surplus for the year</b>		<u><b>117 648</b></u>	<u><b>40 366</b></u>



## BALANCE SHEET

as at 31 March 2005

	Notes	2005 R'000	2004 R'000
<b>ASSETS</b>			
<b>Current assets</b>			
Investment in securities	7	1 966 094	1 807 390
Trade and other receivables	8	9 656	14 386
Cash and cash equivalents	9	1 137 417	1 057 631
<b>Total assets</b>		<b>3 113 167</b>	<b>2 879 407</b>
<b>EQUITY AND LIABILITIES</b>			
<b>Capital and reserves</b>	10	<b>1 811 324</b>	<b>1 693 676</b>
<b>Current liabilities</b>			
Trade and other payables	11	1 301 843	1 185 731
<b>Total equity and liabilities</b>		<b>3 113 167</b>	<b>2 879 407</b>



**STATEMENT OF CHANGES IN EQUITY**  
**for the year ended 31 March 2005**

	Accumulated Surplus R'000
Balance at 1 April 2003	1 653 310
Surplus for the year	40 366
Balance at 1 April 2004	1 693 676
Surplus for the year	117 648
Balance at 31 March 2005	1 811 324



## CASH FLOW STATEMENT

for the year ended 31 March 2005

	Notes	2005 R'000	2004 R'000
<b>Cash flow from operating activities</b>			
Cash (utilised in)/generated from operations	12	(26 644)	393 308
Investment income		265 134	301 938
<b>Net cash from operating activities</b>		<u>238 490</u>	<u>695 246</u>
<b>Cash flow from investing activities</b>			
Increase in investments		(158 704)	(346 020)
<b>Net cash used in investing activities</b>	13	<u>(158 704)</u>	<u>(346 020)</u>
<b>Net increase in cash and cash equivalents</b>		<b>79 786</b>	<b>349 226</b>
Cash and cash equivalents at the beginning of the year		<b>1 057 631</b>	<b>708 405</b>
<b>Cash and cash equivalents at the end of the year</b>		<u><b>1 137 417</b></u>	<u><b>1 057 631</b></u>



## ACCOUNTING POLICIES

for the year ended 31 March 2005

The Annual Financial Statements have been prepared in accordance with Statements of Generally Accepted Accounting Practice and the Public Finance Management Act, Act 1 of 1999 as amended.

The following are the principle accounting policies of the Fund which are, in all material respects, consistent with those applied in the previous year:

**1 Basis of preparation**

The financial statements have been prepared on the historical cost basis.

**2 Revenue recognition**

Revenue is recognised when it is probable that future economic benefits will flow to the enterprise and these benefits can be measured reliably. The following specific bases apply:

- Share of ticket sales, unclaimed prize money and other scheduled proceeds according to the licence agreement is recognised as it accrues.
- Interest income is recognised as it accrues, taking into account the effective yield in respect of investments, unless collectability is in doubt.

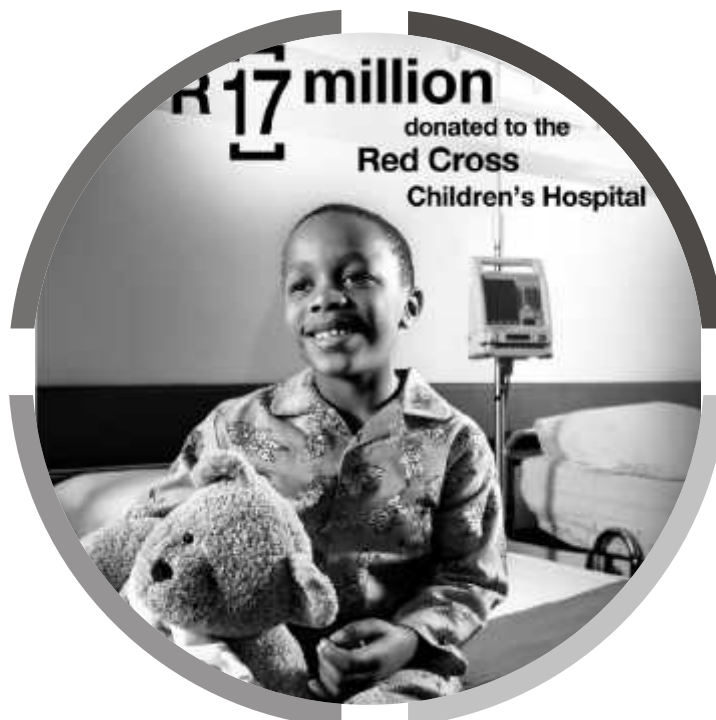
**3 Irregular and fruitless and wasteful expenditure**

Irregular expenditure means expenditure incurred in contravention of, or not in accordance with, a requirement of any applicable legislation, including:

- The PFMA, or
- Any legislation providing for procurement procedures.

Fruitless and wasteful expenditure means expenditure that was made in vain and would have been avoided had reasonable care been exercised.

All irregular and fruitless and wasteful expenditure is charged against income in the period in which they are incurred.





## ACCOUNTING POLICIES

for the year ended 31 March 2004

---

### 4 Financial instruments

#### **Recognition**

Financial assets and financial liabilities are recognised when the NLDTF becomes a party to the contractual provisions of the instrument. Financial instruments carried on the balance sheet include cash and bank balances, investments, receivables and payables.

All "regular way" purchases and sales of financial assets are initially recognised using trade date accounting.

#### **Measurement**

Financial instruments are initially measured at cost. Subsequent to initial recognition, these instruments are measured according to the particular methods adopted as disclosed in the individual policy statements as set out below.

##### **Financial assets**

The Fund's principle financial assets are investments and loans, accounts receivable and cash and cash equivalents.

- Trade and other receivables  
Trade receivables are stated at their nominal value as reduced by appropriate allowances for estimated irrecoverable amounts.
- Investments  
Investments are recognised as capital invested plus interest as it accrues.

The Fund classifies its funds placed with various banking institutions in the form of fixed deposits, banker's acceptances, promissory notes and negotiable certificates of deposit as originated loans and receivables. This category of accounting for investments affords the opportunity of early conversion to cash if required, and not having to necessarily hold all instruments to maturity. These investments are also classified as current assets as it is the express intention to have all investments mature within twelve months from the balance sheet date. All funds are placed with high credit quality financial institutions approved by the Minister of Finance.

#### **Cash and Cash equivalents**

Cash and cash equivalents are shown at the original capital invested plus accrued interest. For the purposes of the cash flow statement, cash and cash equivalents comprise cash in hand, deposits held at call with banks, and investments in money market instruments that mature in less than three months and are not only considered to be low risk investments, but may also be converted to cash earlier if considered necessary.

#### **Financial liabilities**

The Fund's principle financial liabilities comprise trade and other payables which are predominantly made up of grants allocated to beneficiaries but not yet paid. Financial liabilities are recognised at amortised cost, namely original debt less principal payments and amortisations.

### 5 Disbursement of funds

Disbursements are accounted for once applications for assistance from individual entities are approved by the respective distributing agencies.

### 6 Assistance to the National Lotteries Board

The assistance to The National Lotteries Board is based on actual operating costs for which the Board is responsible. The amount paid includes the corresponding value added tax element for which the National Lotteries Board is liable.

# NOTES TO THE ANNUAL FINANCIAL STATEMENTS

for the year ended 31 March 2005

## 1 Revenue

	2005 R'000	2004 R'000
An analysis of the Fund's revenue is as follows:		
- Game sales	962 071	935 128
- Unclaimed prizes	67 782	51 514
	<u>1 029 853</u>	<u>986 642</u>

## 2 Other Income

	2005 R'000	2004 R'000
Ancillary activity	<u>7 585</u>	<u>4 690</u>

## 3 Disbursement of funds

	2005 R'000	2004 R'000
Current year allocations	1 205 213	1 258 316
Prior year movement		
- Grant withdrawn before cash disbursed	(37 626)	(13 842)
- Grant withdrawn and refunded by beneficiary	(1 505)	-
- Grant withdrawn but refund still outstanding	(511)	-
- Grant increased	391	371
Net disbursements for the year	<u>1 165 962</u>	<u>1 244 845</u>

Grants withdrawn refer to allocations subsequently withdrawn or suspended where beneficiaries did not meet suspensive conditions.

## 4 Assistance to the National Lotteries Board

	2005 R'000	2004 R'000
Grant to the National Lotteries Board	<u>18 944</u>	<u>8 045</u>

The grant is based on actual operating costs for which the Board is responsible. The amount paid includes the corresponding value added tax element for which the National Lotteries Board is liable.

## 5 Other operating expenses

	2005 R'000	2004 R'000
Bank charges	<u>18</u>	<u>14</u>

# NOTES TO THE ANNUAL FINANCIAL STATEMENTS

for the year ended 31 March 2005

## 6 Finance income

	2005 R'000	2004 R'000
Investments	240 140	278 489
Bank	3 857	2 571
Unclaimed prizes	21 132	20 878
Beneficiaries	5	-
Total	<u>265 134</u>	<u>301 938</u>

## 7 Investment in securities

Investments in the form of fixed deposits, promissory notes and negotiable certificates of deposit with maturity dates greater than three months but no more than twelve months:

	2005 R'000	2004 R'000
<b>Originated loans and receivables</b>		
Capital amount	1 893 536	1 732 342
Accrued interest	<u>72 558</u>	<u>75 048</u>
	<u>1 966 094</u>	<u>1 807 390</u>
Average yield on investments	7.96%	8.77%

## 8 Trade and other receivables

	2005 R'000	2004 R'000
Uthingo Management (Pty) Ltd	2 672	10 331
Uthingo Participants Trust: interest on unclaimed prizes	5 981	3 867
Interest receivable on current and call accounts	400	188
Claims from beneficiaries	510	-
Assistance to National Lotteries Board surrendered	<u>93</u>	<u>-</u>
	<u>9 656</u>	<u>14 386</u>

## 9 Cash and cash equivalents

Cash and cash equivalents comprise cash and bank balances that are held with registered banking institutions and that are subject to insignificant interest rate risk. The carrying amount of these assets approximates to their fair value.

	2005 R'000	2004 R'000
Cash	21 575	2 595
Call deposits	50 043	47 414
Fixed deposits, promissory notes and negotiable certificates of deposit with maturity dates less than three months	<u>1 065 799</u>	<u>1 007 622</u>
	<u>1 137 417</u>	<u>1 057 631</u>

## 10 Capital and reserves

	2005 R'000	2004 R'000
<b>Accumulated surplus</b>		
Opening balance	1 693 676	1 653 310
Surplus for the year	<u>117 648</u>	<u>40 366</u>
Closing balance	<u>1 811 324</u>	<u>1 693 676</u>

# NOTES TO THE ANNUAL FINANCIAL STATEMENTS

for the year ended 31 March 2004

## 11 Trade and other payables

	2005 R'000	2004 R'000
Opening balance in respect of grants accrued	1 185 324	553 519
Increase in accrual of grants allocated but not yet paid	116 519	631 805
Allocation by Distributing Agencies still due for payment	1 301 843	1 185 324
Assistance to the National Lotteries Board	-	407
	<b>1 301 843</b>	<b>1 185 731</b>

## 12 Reconciliation of surplus to cash (utilised in)/generated from operations

	2005 R'000	2004 R'000
Surplus for the year	117 648	40 366
Adjusted for:		
- Investment income	(265 134)	(301 938)
Operating cash flows before working capital changes	(147 486)	(261 572)
Working capital changes	120 842	654 880
- Decrease in receivables	4 730	22 668
- Increase in payables	116 112	632 212
<b>Cash (utilised in)/generated from operations</b>	<b>(26 644)</b>	<b>393 308</b>

## 13 Net cash used in investing activities

	2005 R'000	2004 R'000
Investment by way of fixed deposits, negotiable certificates of deposits and promissory notes	(158 705)	(346 020)

## 14 Financial instruments

### **Credit risk**

Financial assets that could subject the Fund to credit risk consist principally of cash at bank and cash equivalents, deposits and accounts receivable. The Fund's cash equivalents are placed with high credit quality financial institutions approved by the Minister of Finance. Accounts receivable is presented net of the allowance for doubtful receivables.

### **Fair values**

The carrying amount of cash and cash equivalents, deposits, accounts receivable and accounts payable approximated their fair values due to the short term maturities of those assets and liabilities.

### **Interest rate risk**

Investments are made at fixed interest rates. The rates are agreed upon at the inception of the investment. The Fund may therefore be exposed to interest rate price risk in respect of investments. The risk is minimal due to the investments being made with financial institutions approved by the Minister of Finance. The maturity of these investments is not greater than one year and the interest receivable at the maturity date is agreed upon at the start of the investment.

## 15 Taxation

The National Lottery Distribution Trust Fund is exempt from income tax in terms of Section 10(1)(cA) of the Income Tax Act, 1962. The Fund is also not liable for VAT in terms of the Value-Added Tax Act, 1991, as it is not carrying on an enterprise but merely acts as a conduit to distribute funds.

## 16 Deviation from generally accepted accounting practice

The allocation of funds by Distributing Agencies still due for payment beyond twelve months after financial year end was not present valued in terms of AC 130 in view of the uncertainty in the timing of payments and practicality due to the nature of operation of the National Lottery Distribution Trust Fund. Had this been done, both the disbursement of funds in the Income Statement and the related liability would have been reduced by approximately R2,5 million.

## BENEFICIARIES

for the year ended 31 March 2005

### ARTS, CULTURE & NATIONAL HERITAGE

#### National Bodies

1. Field Band Foundation	1,831,608
2. Labour Research Service	385,000
3. Magnificat Performing Arts	848,863
4. Moving into Dance Mophatong Trust	1,365,000
5. MTN Science Centre	987,450
6. National Film & Video Foundation	36,000,000
7. SA Ballet Theatre	2,949,440
8. South African Blind Musicians Association	1,000,000
9. South African Flower Union	102,000
10. South African National Parks	13,000,000
11. South African Scriptwriters Association	362,875
12. Soyikwa Institute of African Theatre	1,250,250
13. Success Music and Drama Institution	951,912
14. The Forgotten Angel Theatre Collaborative	1,016,860
15. The International Classical Music Festival	4,500,000
16. Ubom Eastern Cape Drama Company	1,400,000
17. Women in Writing Writers Association	1,070,300
18. Zakheni South Africa Music Trust	1,200,000
19. Ballet Theatre Afrikan	2,053,964
20. Craft Council of South Africa	45,000
21. Khulumani Support Group	302,000
22. Midi Trust	1,025,000
23. National Eisteddfod Academy	1,779,000
24. Siwela Sonke Dance Theatre	600,000
25. South African National Youth Orchestra	719,465
<b>Total</b>	<b>76,745,987</b>

#### Eastern Cape

1. Abangani Theatre	200,000
2. African Cultural & Community Development Association	742,420
3. Albany Museum: Historical Anthropology Dept	221,133
4. Arts & Teaching Initiatives	327,500
5. Ed-U College Port Elizabeth	518,946
6. Fort Hare Institute of Social & Economic Research	495,000
7. Hewu Advice Centre	357,389
8. Imbizo Arts of South Africa	1,352,000
9. Makana Municipality	170,800
10. MINTEK	2,113,333
11. MTR Smit Children's Haven	704,000
12. Nelson Mandela Metro Municipality	900,000
13. Nelson Mandela Museum	1,020,000
14. Rhodes University International Library of African Music	307,000
15. Shakespeare Society of Southern Africa	1,110,000
16. Sid Fourie Trust/Jansenville Museum	934,438
17. Sizabantu Community Arts and Culture	209,882
18. South End Museum Trust	314,000
19. Sundays River Valley Municipality in Partnership	300,000
20. Wordfest	1,104,099
<b>Total</b>	<b>13,401,940</b>

#### Free State

1. Abangani Theatre	200,000
2. Ass for Persons with Disabilities and the Deaf	1,130,000
3. Bohlokong Choral Society	210,000
4. Dramatists Against Crime Theatre Group	74,350
5. Free State Theatre Acts	1,317,500
6. Lesedi la Setjhaba Welfare Organisation	500,000
7. Mafuti Aphofung Municipality	500,000
8. Mafuti Aphofung Performing Artists	300,000
9. Opera Africa in Partnership with African Renaissance	1,187,400
10. PACOFS	1,000,000
11. Performing Arts Centre of the Free State	1,955,000
12. South African Legion	49,500
13. Technikon Free State	2,355,000
14. Technikon Free State Revival of Letema	498,150
15. The Parent-Lecturer Ass of Free State Musician	191,456
<b>Total</b>	<b>11,468,356</b>

#### Gauteng

1. Abangani Theatre in Partnership Mthakathi Theatre	800,000
2. African Cultural Organisation of South Africa	490,235
3. Ballet Theatre Afrikan	2,056,215
4. Bona Art Assembly Sechaba Artists	1,098,420
5. Bonang Bophelo Development Organisation	246,270
6. Chamber Orchestra of South Africa	500,000
7. City of Johannesburg: Arts Alive Int Festival	2,000,000
8. City of Tshwane Metro Municipality	500,000
9. Colla Voice Youth Choir	1,633,550
10. De Wildt Cheetah & Wildlife Trust	106,667
11. Dramatists Against Crime Theatre Group	74,350
12. East Rand Youth Orchestra Association	612,115
13. Eco-Access	1,773,602
14. Eco City Trust	2,850,000
15. Environment & Infrastructure Development Trust Partnership	14,122,400
16. Film & TV Unit Monash University SA	1,000,000
17. Friedenskirche Trust	400,000
18. Friends of the Greater Johannesburg Public Library	327,750
19. Fuba School of Music	1,351,297

20. Gauteng Dance Manyano	235,300
21. Human Sciences Research Council	140,000
22. Intuthuko Yesizwe Foundation	611,400
23. Jazz Foundation	710,000
24. Johannesburg Dance Foundation	96,000
25. Johannesburg Philharmonic Orchestra	1,000,000
26. Ke Ditselana Trust	3,000,000
27. La Rosa Spanish Dance Theatre	389,232
28. Lebogang Development Association	797,698
29. Library & Information Association of SA	214,000
30. Mahlasedi Arts & Culture Forum	1,969,316
31. Mamas & Brothers Community Youth Theatre	159,220
32. National Botanical Institute	3,254,020
33. National Craft Association	2,089,186
34. Northern Flagship Institution	2,846,000
35. Ochrim School of Music	192,000
36. Opera Africa in Partnership with African Renaissance	1,187,400
37. Roodepoort City Theatre	2,880,000
38. SA Heritage Resource	195,400
39. SA Script Writers Association	384,760
40. Sedibeng District Council	100,000
41. Sibikwa Community Theatre Project	561,650
42. South African Heritage Resources Agency	1,954,000
43. Soweto Community Dance Project	825,100
44. SOWETO Youth Drama Society	751,000
45. SOWETO Youth Drama Society	462,754
46. Soweto Youth Drama Society, Vuma Productions	612,000
47. Soweto Youth Music Development	180,180
48. Soyikwa Institute of African Theatre	728,755
49. Technikon Pretoria Dept of Dance and Musical Theatre	300,000
50. The Actors Centre	497,050
51. The Eskia Institute	140,000
52. The Johannesburg Dance Foundation	120,000
53. The Magnet Theatre Educational Trust	306,883
54. Trevor Huddleston Memorial Centre	973,930
55. Tribhangi Dance Theatre	1,890,500
56. Tribhangi Dance Theatre: National Tour	353,000
57. Tshwane Dance Theatre	588,000
58. Ubuntu Youth Organisation Katleho Theatre	600,000
59. Unomthandazo Company	64,795
60. Uthlwanang Theatre	268,100
61. Vaal Theatre Productions	100,000
62. Vuyani Dance Theatre	1,207,060
63. Windybrown Centre for the Arts	5,160,000
<b>Total</b>	<b>73,038,559</b>

#### KwaZulu Natal

1. Arts & Media Access Centre	795,000
2. Drakensberg Boys Choir	1,100,000
3. Drakensberg Choir School	97,000
4. Durban & Coastal Mental Health	40,000
5. Edendale Iay Ecumenical Centre	104,000
6. Ekubusisweni C & F Welfare Society	300,000
7. English Language Education Educational Trust	615,780
8. Friends of Music	324,400
9. Institute for Aquatic Biodiversity	1,050,131
10. Khumbulani Craft	129,523
11. Kwa Dukuza Municipality	235,500
12. KwaZulu Natal Crane Foundation	193,200
13. KwaZulu Natal Youth Orchestra	60,000
14. KZN Dance Link	1,200,000
15. KZN Performing Arts Company	700,000
16. Ladysmith Seige Museum Trust	1,850,000
17. MINTEK	2,113,333
18. Msunduzi Music Centre	238,300
19. Natal Blind and Deaf Society	810,288
20. Natal Museum	273,870
21. Nkandla Municipality	8,000,000
22. Opera Africa in Partnership with African Renaissance	1,187,400
23. Phoenix Education Sports Community	201,939
24. Qhubeka Youth Community Empowerment	1,229,800
25. Rainman Landcare Foundation Trust	630,000
26. Sangeet Vidya Institute	850,500
27. Satyagraha - Mahatma Gandhi	500,000
28. South African Zulu Dance Organisation	345,000
29. South Durban Community Environmental Alliance	160,900
30. The Durban African Art Centre	105,744
31. The Steeldrum Foundation	454,800
32. Tourism Business Council of SA	250,000
33. Umzinyathi District Municipality	2,760,000
34. Zakhele Training Trust	816,480
35. Zibambeleni Community Development Organisation	2,929,685
<b>Total</b>	<b>32,652,573</b>

#### Limpopo

1. Abangani Theatre	200,000
2. Akanani Rural Development Ass	1,000,000
3. Akanani Rural Development Ass Rodzula Express Band	280,674
4. CSIR	3,500,000
5. De Wildt Cheetah & Wildlife Trust	106,667
6. ECYD in partnership with Basadi Babapedi	300,000
7. IFA Craft Project	353,500

## BENEFICIARIES

for the year ended 31 March 2005

8. Jonsam Lengakgolo Productions & Agency	800,000	56. Swartland Municipality	143,600
9. Kgwana Community Centre	300,000	57. The Cape Flats Development Association	63,772
10. MINTEK	2,113,333	58. The Community Video Education Trust	883,500
11. Neotha Arts & Culture	126,670	59. The Educo Trust of Africa	559,630
12. Phakgamang Community Resource	500,000	60. The Magnet Theatre Educational Trust	306,883
13. Polokwane Municipality	403,900	61. The Novalis Institute	297,000
14. Ramalema Environmental Health Project	50,000	62. The Ruth Prowse School of Art	311,980
15. Ribolla Tourism Association	78,500	63. The South African National Circus School Trust	101,140
16. Timbila Poetry Project	534,000	64. Township Music Education for Children and Youth	120,000
17. University of Venda Drama for Education & Development	596,610	65. Two Oceans Craft & Culture Centre Trust	382,100
	<b>11,243,854</b>	66. Universe Theatre	710,400
<b>Mpumalanga</b>		67. University of Cape Town Department of Archaeology	650,000
1. Dramatists Against Crime Theatre Group	74,350	68. University of Cape Town Department of Drama	125,118
2. Mpumalanga Office of SA Heritage Resource Agency	100,000	69. University of Cape Town & Iziko Museums	79,937
	<b>174,350</b>	70. Western Cape Nature Conservation Board	2,058,800
		71. National Botanical Institute	1,300,000
			<b>80,041,344</b>
<b>Northern Cape</b>		<b>TOTAL ARTS, CULTURE &amp; NATIONAL HERITAGE</b>	<b>310,400,854</b>
1. Club Coffee Bar Community Centre	78,500		
2. Jazz Art Dance Theatre	341,556	<b>CHARITIES</b>	
3. McGregor Museum	938,800	<b>National Bodies</b>	
4. NICRO Northern Cape	304,000	1. FAMSA Kempton Park	1,932,232
5. Sol Plaatjie Municipality	750,000	2. Heart Foundation SA	1,000,000
6. The Magnet Theatre Educational Trust	306,883	3. Sign Language Education & Development Bryanston	250,000
7. Utlwanang Theatre	268,100	4. Umtapo Centre Durban	500,000
	<b>2,987,839</b>	5. Union of Jewish Women of SA	126,000
<b>North West</b>		6. ACVV General Management Cape Town	500,000
1. Aardklop Arts Festival	1,650,000	7. AFM Executive Welfare Council	1,000,000
2. Abangani Theatre	200,000	8. Albinism Society of SA	1,000,000
3. African Cultural Organisation of South Africa	490,235	9. Autism SA	250,000
4. Cultural Association of Greater Lichtenburg	4,000,000	10. Autism South Africa	250,000
5. De Wildt Cheetah & Wildlife Trust	106,667	11. Boys Town SA	1,000,000
6. Dramatists Against Crime Theatre Group	74,350	12. Catholic Institute of Education Johannesburg	3,000,000
7. Itlhaolele Waste Management	387,700	13. Community Education Computer Society JHB	212,000
8. Jazz Foundation	1,047,000	14. Cotlands Group - Baby Sanctuary	1,000,000
9. Multi Vision Youth Development Project	422,000	15. Deafblind SA Worcester	640,000
10. Utlwanang Theatre	268,100	16. Epilepsy SA Observatory Cape Town	500,000
	<b>8,646,051</b>	17. Great Brak River C & F Welfare Society	557,780
<b>Western Cape</b>		18. Hospice Palliative Care Ass of SA	500,000
1. Arts & Culture Empowering Centre	120,000	19. Lawyers for Human Rights, Pretoria	1,000,000
2. Artscape	218,750	20. Legal Resources Centre JHB	1,000,000
3. Association for Visual Arts	689,492	21. Lifeline Southern Africa	600,000
4. Bambnani for Social Development	302,000	22. Maths Centre for Professional Teachers Johannesburg	608,000
5. Baxter Theatre Centre	4,566,998	23. National Ass for Women Empowerment NAWA	300,000
6. Baxter Theatre Centre	2,551,824	24. National Welfare Social Services & Development Forum	8,443,227
7. Beau Soleil Music for Africa Trust	326,320	25. NICRO Cape Town	16,516,726
8. Breughel Theatre	109,750	26. NPO Consortium Cape Town	500,000
9. Breytenbach Trust	937,000	27. Postnatal Depression Support Association, Cape Town	50,000
10. Cape Peninsula National Park	834,800	28. Project Literacy Pretoria	5,000,000
11. Cape Heart Community & Education Theatre	370,200	29. Quadriplegic Association of SA	200,000
12. Cape Orchestra Cape Philharmonic	9,889,614	30. Quadriplegic Association of South Africa, Pinetown	133,181
13. Cape Town Holocaust Centre, Facing the Past	180,000	31. Reach for a Dream	129,600
14. Cape Town Opera	2,433,000	32. Rural Development Support Program, Cape Town	755,000
15. Ceres Togryers Museum	2,000,000	33. Rural Education Access Programme Athlone	903,000
16. College of Magic	296,677	34. SA Council for C & F Welfare JHB	1,500,000
17. Community Arts Project From the Hip Khulumkahl	500,000	35. SA Mobility for the Blind Trust SAMBT JHB	168,400
18. Dance for All	759,651	36. SA National Council for the Blind Pretoria	3,492,427
19. De Poort Village Project	2,320,000	37. SA National Lobby Group for People with Acquired Brain Injuries	100,000
20. Dirkie Uys High School	509,705	38. SA Veterinary Association	100,000
21. District Six Museum	14,713,378	39. Schizophrenia Foundation of South Africa, Parktown	314,790
22. Dramatists Against Crime Theatre Group	177,746	40. SOS Children's Villages	15,600,312
23. Enlighten Education Trust	277,850	41. TB Alliance DOTS Support Association Bellville	600,000
24. Environ Evaluation Unit Macassar Dunes Co-Management Programme	1,223,000	42. The Aids Consortium, Braamfontein	499,296
25. Eoan Group	1,200,000	43. The Association for Autism Pretoria	580,940
26. Footprints Education Trust	100,000	44. The Big Issue Cape Town	400,000
27. Greatmore Studios	287,760	45. The Deaf Federation of SA	1,000,000
28. Greatmore Studios	1,561,260	46. The Educo Trust of Africa Cape Town	1,000,000
29. Human Rights Media Centre	517,300	47. The Homes Training Trust Randburg	297,145
30. iKhawatu San Culture and Education Centre	996,400	48. The Homes Training Trust, Braamfontein	250,000
31. Institute for the Blind Industries	93,550	49. The Ondersteuningsraad Pretoria	1,000,000
32. Jazzart Dance	2,545,369	50. Tswaranang Legal Advocacy Centre	500,000
33. Jikeleza Dance Project	280,000	51. Women's Legal Centre Trust Cape Town	500,000
34. La Rosa Spanish Dance Theatre	389,232		<b>78,260,056</b>
35. Lifeline Childline Western Cape	157,318	<b>Eastern Cape</b>	
36. Marine Environmental Education Trust	380,600	1. ACVV Aberdeen	800,000
37. Matzikama Municipality	1,030,000	2. ACVV Algoa Park	500,000
38. Media Peace Centre	2,400,000	3. ACVV Cradock	1,154,697
39. Media Village	665,662	4. ACVV Grahamstown Service Centre for the Aged	161,500
40. New Africa Theatre Association	96,000	5. ACVV Huis van de Graaff Old Age Home, Graaff-Reinet	797,823
41. Opera Africa in Partnership with African Renaissance	1,187,400	6. ACVV Kirkwood	300,000
42. Oudtshoorn Municipality	1,300,000	7. ACVV Middelburg	500,000
43. Performing Arts Network of SA	1,278,800	8. ACVV Middelburg (Eastern Cape)	272,635
44. Public Eye in partnership with The Mandlovu Development Initiative	347,000	9. ACVV Middelburg (Eastern Cape)	353,489
45. Remis Dance Project Trust	1,638,672	10. ACVV Somerset East	426,256
46. SA Heritage Resources Agency	1,250,000	11. ACVV Despatch: Nobuntu Crèche, Khayamnandi	74,100
47. Simon Estes Educational Trust	45,000	12. Adelaide C & F Society	300,000
48. Simon's Town Museum Town	113,649	13. After Care Havens, Port Elizabeth	794,123
49. Sir Lowry's Pass Tourism & Business Dev Trust	1,648,557	14. Algoa Bay Council for the Aged	358,036
50. Siyasinga Cape Town Theatre Company	320,000	15. Alzheimer and Related Dementias Association, EC, Uitenhage	123,500
51. Soetwater Enviro Education Centre	511,200		
52. South African Heritage Resources Agency	1,200,000		
53. South African Scriptwriters Assoc Cape	89,000		
54. Southern African Arts Exchange	1,010,000		
55. Standloper Eco-Tourism Board	1,000,000		





## BENEFICIARIES

for the year ended 31 March 2005

16. Antic Senior Citizen Service Centre Grahamstown	285,765	107. Umtata Child and Family Welfare Society	200,000
17. Association for the Physically Disabled Eastern Cape	1,049,970	108. Umtata Women's Support Centre	300,000
18. Barkly East Advice Centre	200,000	109. Umthathi Training Project Trust Grahamstown	332,121
19. Berea Gardens East London	1,000,000	110. Union of Jewish Women Port Elizabeth	70,000
20. Border Hospice East London	465,375	111. Walmer Soup Kitchen, Walmer	200,000
21. Camdeboo Hospice Graaff Reinet	180,000	112. Winterberg School Trust	436,760
22. Catholic Development Centre Umtata	555,000	113. Zankhanyo Educare Centre	111,000
23. Cerebral palsy Association Eastern Cape P.E.	400,000		<b>55,244,362</b>
24. Christian Social Services, Port Elizabeth	1,500,000		
25. CMR Port Elizabeth	224,058	<b>Free State</b>	
26. CMR Queenstown	254,760	1. Albert Luthuli Day Care Centre	112,296
27. CMR Sondagrivier	251,013	2. Amohelang Day Care Centre	101,943
28. CMR van die Drakensburg Elliot	228,600	3. Andries Marie Oosthuizen Tehuis Parys	135,916
29. CMR vir die Ring van Graaf Reinet	162,738	4. APD: Free State Access One Stop, Bloemfontein	216,500
30. Comserve Ministries, Port Elizabeth	800,000	5. Association for Persons with Disabilities Free State	186,000
31. Cradock Cancer Care	100,000	6. Boitumelo Early Learning Centre	78,945
32. CSS Ring van Humansdorp	591,533	7. Bolokanang Home Based Care	134,535
33. Disabled People South Africa (DPSA Eastern Cape), Cape Town	1,000,000	8. Bread of Life Day Care Centre	96,283
34. Dordrecht Legal Advice Office	300,000	9. Child & Family Welfare Society Bloemfontein	1,388,510
35. East London Children's Home	600,000	10. Catholic Community Service Bethlehem	777,355
36. East London Senior Citizens Association	225,000	11. Child Welfare Society, Bloemfontein [Telkom Helpline]	268,007
37. Eastern Cape NGO Coalition East London	300,000	12. Concerned HIV/AIDS Youth Group Sasolburg	100,000
38. Elliot Home for the Aged	200,000	13. Diketso Eseng Dipuo Community Development Trust Bloem	386,149
39. Ethembeni Children's Day Care George	400,000	14. Epilepsy SA, Free State & North West Branch	500,000
40. FAMSA Border, Family Life Centre	117,454	15. Faith Day Care Centre	94,565
41. FAMSA, Port Elizabeth	500,000	16. Free State Rural Development Ass, Bloemfontein	360,000
42. Gompo Welfare Organisation for the Care of the Aged (Gompo Abused Children Centre), East London	750,000	17. Goldfields Hospice Association, Welkom	396,420
43. Grahamstown C & F Welfare Society	267,000	18. Goldfields Hospice Association, Welkom	345,600
44. Grahamstown Hospice	506,740	19. Goldfields Society for the Blind, Welkom	200,000
45. Herschel Legal Advice Centre	382,214	20. Heart Beat Centre for Community	785,182
46. Huis Formosa Joubertina	405,000	21. Huis Maranata, Bothaville	73,800
47. Huis Louisa Meyburgh Port Elizabeth	300,000	22. Ikageng Pre-School	132,750
48. Huis Tarkastad Home	250,000	23. Ipeleng Day Care Centre	80,509
49. Ikhwezi Mphalatsane Community Organisation	183,000	24. Ipopeng Crèche	189,873
50. Ikhwezi Lokusa Rehab, Umtata	700,000	25. Itsoseng Day Care, Wepener	100,000
51. Isaiah 58 Children's Village East London	1,000,000	26. JJ Monnapule Early Child Development	88,399
52. Isifungo Pre Primary School Port Elizabeth	200,000	27. Karabelo Day Care Centre	104,306
53. Isinamva Community Development Centre	100,000	28. Keikantse Early Learning Centre	79,141
54. Jerusalem Ministries	255,790	29. Kerklike Maatskaplike Diens, Odendaalsrus	37,020
55. KWT Child & Youth Care Centre King Williamstown	500,000	30. Kgatelopele Day Care Centre	107,566
56. Lake Farm Aid Centre P.E.	195,000	31. Kgotsong C & F Welfare Society Bothaville	614,603
57. Lifeline Eastern Cape. Port Elizabeth	400,000	32. Khanya Community Based Organisation, Botshabelo	200,000
58. Masibambane Service Centre for the Aged Mdantsane	50,000	33. KMD Ring, Fauresmith	106,296
59. Masikhule ECD Centre	500,000	34. Kuyasa Child Care Centre	107,938
60. Masimanyane Women's Support Centre, East London	1,431,763	35. Ladybrand Hospice	183,501
61. Matatiele Advice Centre	721,700	36. Leratong Educare Centre	95,927
62. McClelland Adult Centre for the Handicapped, East London	787,423	37. Lesang Bana Day Care Centre	250,877
63. Missionvale Care Centre Trust, Port Elizabeth	300,000	38. Lesedi La Thuto Day Care Centre	109,648
64. Mount Fletcher Advice Centre	300,000	39. Lethabile Early Learning Centre	66,518
65. Mount Fletcher Cheshire Home	251,665	40. Mamohau Day Care Centre	81,949
66. MTR Smit Children's Haven, Port Elizabeth	1,200,000	41. Mangaung Society for the Care of the Aged Bloemfontein	2,000,000
67. Nazareth House, Port Elizabeth	532,833	42. Maria's Crèche	77,854
68. Ons Tuiste Humansdorp	1,074,386	43. Masakhane Crèche	194,495
69. Oosterland Youth Despatch	919,000	44. Masakhane Day Care Centre	92,496
70. OR Tambo Disabled Peoples Organisation Umtata	200,000	45. Mofulatshope Educare Centre	171,172
71. Peddie Women's Support Centre	100,000	46. Motheo Day Care Centre	189,729
72. Port Alfred Benevolent Society	265,000	47. Naledi Day Care Centre	101,322
73. Port Elizabeth Charity Organisation	85,000	48. Nanogang La Dire Pre-School	64,651
74. Port Elizabeth Children & Family Centre	440,191	49. Northern Free State Mental Health Welkom	250,000
75. Port Elizabeth Mental Health, Port Elizabeth	1,465,795	50. Northern Free State Mental Health, Welkom	400,000
76. Project for Conflict Resolution & Dev, Port Elizabeth	1,181,200	51. Orange Vroue Vereeniging Vrededorf, Parys	210,372
77. Protea Service Centre, Port Elizabeth	602,028	52. Oranje Vroue Vereeniging Brandfort	350,000
78. Queenstown C & F Welfare Society Queenstown	304,000	53. Orediretse Day Care Centre	66,554
79. Rape Crisis Centre	520,000	54. OVV Bethlehem	300,000
80. Rape Crisis Centre, Port Elizabeth	500,000	55. OVV Bloemfontein	307,558
81. Regional Educare Council King Williams Town	500,000	56. OVV Brandfort	300,000
82. Retina SA Port Elizabeth	200,000	57. OVV Brandwag	400,000
83. SA Blind Workers Organisation Eastern Cape P.E.	200,000	58. OVV Frankfort	391,065
84. SA Council for C & F Welfare JHB Eastern Cape Office	2,000,000	59. OVV Harrismit	14,625
85. SANCA Central Eastern Cape	807,146	60. OVV Parys	185,925
86. SANCA PE	600,000	61. OVV Smithfield	50,000
87. Schoombie Trust for the Education & Training Middelburg	68,446	62. OVV Tak Goudrif Welkom	407,395
88. Siyakhana Youth Outreach & Educational Trust Umtata	950,000	63. OVV Thenissen	50,000
89. Society for St Vincent de Paul	1,800,000	64. OVV Trompsburg	200,000
90. Somerset East CFWS	250,000	65. OVV Zastron	412,000
91. SOS Children's Village, Port Elizabeth	1,852,890	66. Paballong Day Care Centre	90,867
92. SPCA Cradock & District	100,000	67. Qibing Educare Centre	203,336
93. SPCA Kirkwood	50,000	68. Ratang Bana Day Care Centre	152,801
94. SPCA Stutterheim & District	130,000	69. Reamohetswe Day Care Centre	111,688
95. St Francis Hospice Port Elizabeth	163,757	70. Relebohile Day Care Centre	114,045
96. Summerstrand Cheshire Home, Port Elizabeth	450,000	71. Retswelapele Day Care Centre	113,737
97. Thatcher Home	1,341,124	72. Rorisang Day Care Centre	98,366
98. The Early Learning Centre Eastern Cape	416,000	73. Rose's Day Care Centre	72,799
99. The House of Resurrection Haven Salsonville	782,645	74. Rusoord OVV Tehuis vir Bejaardes Brandfort	200,000
100. The Presidents Award for Youth Empowerment	300,000	75. Rutanang Day Care Centre	57,914
101. Transkei Land Service Organisation	200,000	76. SA National Council for Child and Family Welfare (Free State Regional Office), Bloemfontein	2,306,746
102. Ubuntu Education Fund of Ebhayi	200,000	77. Sentrum Vir Bejaardes, Bloemfontein	372,000
103. Uitenhage & District SPCA	150,000	78. Social Welfare	136,200
104. Uitenhage Child and Family Welfare Society	718,419	79. Sonwabo Child Care Centre	156,906
105. Uitenhage Mental Health	129,901	80. SPCA Bloemfontein	500,000
106. Umtata Child Abuse Resource Centre	300,000	81. SPCA Ficksburg	80,000

## BENEFICIARIES

for the year ended 31 March 2005

82.	SPCA Kroonstad	392,725	68.	House Otto Self Help for Quadriplegics	316,000
83.	SPCA Parys	100,000	69.	Institute for Primary Health Soshanguve	700,000
84.	St Wendolin's Community Resource Centre	100,000	70.	J.S. Mminele Child & Youth Care Centre Atteridgeville	471,006
85.	St. John's Ambulance Foundation, Bloemfontein	353,900	71.	Jeugland Dienssentrum vir Senior Burgers Vanderbijlpark	354,605
86.	Stillehawe Centre for Old Age Home, Dewetsdorp	150,000	72.	Johannesburg Children's Home	2,111,605
87.	Thari Ya Tshepe Day Care Centre	88,476	73.	Johannesburg Children's Home	1,000,000
88.	The Bethlehem Society for Prevention of Cruelty to Animals	177,100	74.	Johannesburg Coronation Foundation	2,062,676
89.	The St Nicholas Children's Hospice - Naledi Hospice Bloem	1,495,200	75.	Johannesburg Institute of Social Services JISS	500,000
90.	Thebe Pre - School	113,627	76.	Johannesburg Jewish Helping Hand & Burial Society	1,600,000
91.	Thembinkosi Day Care Centre	92,071	77.	Kathlehong Early Learning Resource Unit	600,000
92.	Thusa Sechaba Crèche	192,345	78.	Kathlehong Resource Centre	579,541
93.	Tilang Bana Child Care Centre	146,905	79.	Khanya Family Centre, Kathlehong	405,410
94.	Tilhabologang Day Care Centre	107,566	80.	Khauhelo Day Care Randfontein	20,000
95.	Tokoloho Disabled Care Centre Botshabelo	100,000	81.	Khulani Aged Recreation Centre Vosloorus	150,000
96.	Tshenolo Child Care Centre	113,624	82.	Khutlo - Tharo Alcohol & Drug Help Centre Vereeniging	50,000
97.	Tshepang Educare Trust Bethlehem	507,383	83.	Laudium Mental Health Society	200,000
98.	Tshepong Care Centre	170,981	84.	Lebohang Centre for the Mentally Handicapped Sebokeng	1,479,160
99.	Vereeniging vir die Versorging van Bejaardes Clocolan	300,000	85.	Lebohang Crèche Sebokeng	181,172
100.	Viljoenskroon Hospice	225,000	86.	Lesedi Educare Tweespruit	975,800
101.	Vrystaat Nasorgsentrum Bloemfontein	584,279	87.	Lethabo le Khutso Pretoria	50,000
102.	Yeshua Day Care Centre	74,568	88.	Lethukukhanya Health Institute, Johannesburg	300,000
103.	Zenzeleni Day Care Centre	91,173	89.	Lifeline Johannesburg	700,000
		<b>27,106,368</b>	90.	Lifeline Pretoria	362,500
<b>Gauteng</b>			91.	Lifeline Vaal Triangle Acron Park	900,000
1.	ACFS Community Education & Feeding Scheme, Johannesburg	1,500,000	92.	Lifeline West Rand	300,000
2.	Active Learning & Leisure Libraries JHB	100,000	93.	Little Eden Society Edenvale	1,500,000
3.	AGS AFM Home for the Aged Villieria	70,000	94.	Little People Pre School & Care Centre Riverlea	50,000
4.	Alberton Tuiste vir Bejaardes	315,187	95.	Louis Botha Children's Home Pretoria	500,000
5.	Alethria International Ministries Roodepoort	306,187	96.	Louis Trichardt Monument Home	218,933
6.	Alex Outreach Ministry SA Marlboro Alexandra	258,569	97.	Making it Happen, Johannesburg	200,000
7.	Alzheimer and	176,900	98.	Mamelodi YMCA	408,700
8.	APD Mamelodi	195,745	99.	Mararti Senior Citizens Social Club	20,000
9.	Armstrong Berning Centre SAVF Pretoria	270,023	100.	Mary Jane Pre - School Duduza	50,000
10.	ASHA Pre School Association JHB	1,326,303	101.	Mercy House Pretoria	365,000
11.	Association for the Physically Disabled Greater JHB	758,300	102.	Mercy House Pretoria Siyafunda Haven Soshanguve	520,000
12.	Atteridgeville Ass for the Physically Disabled	296,808	103.	Mercy Shelters for the Homeless Rosebank	983,120
13.	Avril Elizabeth Home Germiston	1,160,165	104.	Metropolitan Evangelical Services MES	200,000
14.	Baby Therapy Centre Pretoria	325,650	105.	Midrand C & F Care Ass	500,000
15.	Bethany House Trust Krugersdorp	534,600	106.	Midrand Child & Family Care Association	450,000
16.	Big Brother Big Sisters of SA Observatory	228,763	107.	Mmashiko Community Projects	617,824
17.	Boksburg CFWs	1,312,421	108.	Mmashiko Community Projects Mmakau	719,592
18.	Bophelo Community Ass	856,000	109.	Monument Service Centre	95,936
19.	Botshabelo	500,000	110.	Mothwa Haven Pretoria	445,000
20.	Carel du Toit Pretoria	350,000	111.	National Children's Right Committee Gauteng	500,000
21.	Catholic Women's League St. Anne's Home for Aged Women, Edenvale	100,000	112.	National Network on Violence Against Women	200,000
22.	CBDP- Community Based Development Programme. JHB	500,000	113.	Nazareth House JHB	600,000
23.	Childline Braamfontein	1,000,000	114.	Nazareth House, Pretoria	454,140
24.	Christelike Maatskaplike Raad Boksburg	996,675	115.	Nigel C & F Welfare Society	417,000
25.	Christelike Maatskaplike Raad Germiston	422,000	116.	NISAA Institute Women's Dev Dipalo School Lenasia	387,584
26.	Christian Social Council Benoni	700,000	117.	Nishtara Lodge Lenasia	300,000
27.	Christian Social Council Greater Alberton	1,210,000	118.	Nitro Pretoria	200,000
28.	Christian Social Council Moot Pretoria	45,700	119.	Northern Pretoria Development Scheme	100,000
29.	Christian Social Council Randburg	60,000	120.	Ons Herberg Tehuis vir Bejaardes Bronkhorstspuit	260,000
30.	Christian Social Services Council Ring Heidelberg	100,000	121.	Ons Tuis Multi Purpose Frail Care Centre, Pretoria	259,745
31.	Citizens Advice Bureau Pretoria	130,000	122.	Optimus Foundation for adult education, Johannesburg	300,000
32.	Community Action Programme Mamelodi	150,000	123.	Out- Lesbian, Gay, Bisexual & Transsexual Well Being	50,000
33.	Community Aids Response CARE JHB	419,430	124.	Park Care	2,000,000
34.	Cotlands Baby Sanctuary, Johannesburg	3,096,150	125.	People for Awareness on Disability Issues, JHB	189,052
35.	Council for the Aged Kempton Park	890,602	126.	People Opposing Women Abuse JHB	610,371
36.	CSC Pretoria West	136,500	127.	Phutaditjaba Old Age & Disabled Care Ass	563,064
37.	CWL Adoption Society JHB	110,000	128.	Pretoria & District C & F Welfare Society, Laudium	100,000
38.	CWL Mary Immaculate Queen Pre-School JHB	100,000	129.	Pretoria Community Ministries	275,000
39.	Deutsches Altersheim Pretoria	351,379	130.	Pretoria Council for the Care of the Aged	400,000
40.	Disabled People of Kwa-Thema JHB	300,000	131.	Pretoria Sungardens Hospice	1,982,900
41.	Disabled People South Africa - Gauteng	1,000,000	132.	Pretoria Workshop for the Blind	1,000,000
42.	East Rand Hospice Benoni	1,000,000	133.	Quadriplegic Ass Gauteng South Rimmels JHB	388,000
43.	Edenvale Child & Family Care Society	200,000	134.	Quadriplegics Association Gauteng North Pretoria	830,000
44.	Edutak Pre-School Training & Development Pretoria	603,638	135.	Ratanda Old Age Organisation Ratanda Heidelberg	417,733
45.	Eldorado Park Women's Forum	500,000	136.	Reach Out Community Project	250,000
46.	Elethu Daveyton Cheshire Home Daveyton	584,898	137.	REEA Epilepsy Care Centre Johannesburg	100,000
47.	Emily Hobhouse Housing Complex Pretoria	511,214	138.	Reiger Park Early Childhood & Women Development	300,000
48.	Ethelbert Children's Home Durban	577,258	139.	Reitumetse Early Learning Vanderbijlpark	383,304
49.	Family Health Services, Lenasia	100,000	140.	Rest - a - While Service Centre for the Aged Primrose	300,000
50.	Family Institute of SA Pretoria	87,000	141.	Resthaven Place of Refuge Rossettenville	500,000
51.	Family Life Centre FAMSA Johannesburg	1,065,450	142.	Restorative Justice Centre	668,390
52.	FAMSA East Rand	1,212,785	143.	Retina SA, Gauteng Branch	300,000
53.	FAMSA Vaal Triangle, Vanderbijlpark	204,800	144.	Rhema Service Foundation JHB	200,000
54.	FAMSA West Rand	500,000	145.	Roger Stephens Protective Workshop Pretoria	100,000
55.	Floroma Old Age Home Roodepoort	281,484	146.	Roodepoort Care of the Aged	500,000
56.	Flower Foundation Homes for the Aged, Pretoria	567,922	147.	Rophe Counselling Services JHB	20,000
57.	Forest Farm Centre Johannesburg	400,000	148.	Rusoornd Centurion	516,000
58.	Gauteng Kidney Association Germiston	100,000	149.	SA Council for English Education	61,150
59.	Greater Germiston Society for C & F Welfare	500,000	150.	SA National Council for the blind: Tshimologo	210,000
60.	Greater Soweto Ass for ECD	500,000	151.	Sagewood Foundation ECD Teacher Training	750,997
61.	Grow Early Learning Trust Brixton	264,000	152.	San Salvador Home	500,000
62.	Guild Cottage Johannesburg	349,390	153.	SANCA Central Rand JHB	1,500,000
63.	Hands of Compassion Randburg	200,000	154.	SANCA Greater Heidelberg	500,000
64.	Headway Gauteng, Johannesburg	174,509	155.	SANCA Horizon Alcohol & Drug Centre Boksburg	750,000
65.	Hersland Home for the Aged	591,000	156.	SANCA Johannesburg	1,100,000
66.	Hippy South Africa	500,000	157.	SANCA Khutlo-Tharo Alcohol & Drug Help Centre Vereeniging	300,000
67.	Horizon Care Centre for Persons with Mental Disability PTA	150,000	158.	SANCA National Directorate JHB	2,755,449
			159.	Sanctuary Day Care Centre	200,000

## BENEFICIARIES

for the year ended 31 March 2005

160. SANTA Johannesburg	1,136,710	16. CBR Education & Training for Empowerment CREATE	400,000
161. Save the Children Fund	819,500	17. Chatsworth Regional Hospice Association	50,000
162. SAVF Donato Pretoria	232,027	18. Cheshire Home Merewent	452,504
163. SAVF Greater Germiston	200,000	19. Cheshire Homes Durban	200,000
164. SAVF Heidelberg	284,821	20. Domestic Violence Assistance Programme Cato Ridge	100,000
165. SAVF Kammanland Nursery School Vanderbijlpark	350,000	21. Dundee Adult Centre	760,884
166. SAVF Margaretha Ackerman Tehuis Pretoria West	644,562	22. Durban Association for the Aged, Chatsworth	400,000
167. SAVF Millennium Sentrum	2,000,000	23. Durban Hospice for Women Kerr House	46,350
168. SAVF Millennium Sentrum	1,000,000	24. Durban Children's Home	1,000,000
169. SAVF Oberholzer, Carletonville	832,165	25. East Griqualand SPCA, Kokstad	155,800
170. SAVF Pretoria Social Services Arcadia	27,942	26. Elonwaben Home for Frail Aged, Kokstad	500,000
171. SAVF Women's Federation Pretoria	920,000	27. Emma Barter Home, Pietermaritzburg	240,000
172. Seniorstuis Service Centre Pretoria	133,690	28. Empangeni C & F Welfare Soc	400,000
173. Services for the Blind, Cape Town	550,000	29. Epilepsy SA - KwaZulu Midlands Pietermaritzburg	200,000
174. Sexual Harassment and Education Project, Johannesburg	500,000	30. Epilepsy SA KwaZulu Durban & Coastal Branch	200,000
175. Shalom Respite Care Centre Magaliesburg	200,000	31. Eshowe C FWS	371,400
176. Society for Children & Adults with Autism, JHB	500,000	32. Estcourt Homes for the Aged	150,000
177. South African National Council for Child and family Welfare, Sharpeville	100,000	33. Family Health & Communication Durban	108,030
178. Southern African Sexual Health Ass Roosevelt Park	310,000	34. Family Health & Communication, Durban	100,000
179. Soweto Cheshire Home	500,000	35. Family Literacy Project Durban	370,000
180. Sparrow Ministries Florida	1,000,000	36. FAMSA Durban	1,319,981
181. SPCA Boksburg	358,000	37. FAMSA Pietermaritzburg	593,624
182. SPCA Brakpan	64,690	38. Fulton School for the Deaf, Gillitts	400,000
183. SPCA Heidelberg	100,000	39. Greater Molweni Community Resource Centre, Linkhills	360,331
184. SPCA Nigel	100,000	40. Greytown & District C & F Welfare Society	210,409
185. SPCA Springs	100,000	41. Highway Aged, Pinetown	424,000
186. SPCA Vanderbijlpark	60,000	42. Highway Hospice Ass Sherwood	500,000
187. SPCA Vereeniging	250,000	43. House of Shalom Richards Bay	878,705
188. Springs Retirement Frail Care Centre	500,000	44. Howick & District Council for Care of the Aged, Howick	500,000
189. Springs Senior Citizen Club	300,000	45. Howick Hospice Ass	500,000
190. St Anne's Home Cape Town	400,000	46. HS Ebrahim School for Learners with Special Needs	458,000
191. St Anthony's Care Centre, Reiger Park	443,473	47. Ikhlubone Trust, Umhlali	300,000
192. St Giles Association Johannesburg	200,000	48. Ilala Senior Citizen Care Centre KwaMashu	79,295
193. St Nicholas Children's Home Johannesburg	1,000,000	49. KwaMashu Christian Care Society KwaMashu	500,000
194. St. Francis Care Centre, Boksburg	800,000	50. KwaZulu Cerebral Palsy Association Marianhill Park	259,089
195. St. Vincent de Paul Society, Coronationville	700,688	51. KwaZulu Natal CMD Malvern Children's Home	524,000
196. Sunfield Home Logwood Muldersdrift	919,540	52. KZN Christian Social Services Durban	500,000
197. Tembaletu Day Centre, Wynberg	82,975	53. KZN CMD - Greytown Children's Home	867,732
198. Tembisa C & F Welfare	729,200	54. KZN CMD Morester Children's Home Ladysmith	1,000,000
199. Tembisa Co-ordinated Welfare Organisation	4,000,000	55. Ladysmith District C & F Welfare Society	200,000
200. Thandanani Centre	1,000,000	56. Lamontville Community Resource Centre	200,000
201. The Association for Senior Citizens of Randburg TASCOR	50,000	57. Lifeline Durban	500,000
202. The Bethany House Trust Paardekraal	200,000	58. Lighthouse Hospice Ass Umkomaas	200,000
203. The Child & Youth Care Agency for Development Pretoria	200,000	59. Mandeni Welfare Centre, Mandeni	100,000
204. The ECD Projects Ass, Sandton	200,000	60. Marian Home for the Aged	142,000
205. The Latter Rain Association, Krugersdorp	1,000,000	61. Mthwa Haven, Moore Road, Durban	177,000
206. The Lesbian & Gay Equality Project	100,000	62. Mpolweni CFWS Esidlaveneni	434,024
207. The Peoples Dispensary for Sick Animals	1,450,000	63. Muthande Society for the Aged Marine Parade	300,000
208. The Rose of Sharon Stimulation Centre	351,721	64. Mzamo Child Guidance Clinic, Umlazi	467,952
209. The South African Depression & Anxiety Group JHB	500,000	65. Natal Adult Basic Education Support Agency	250,000
210. The Soweto Workshop for the Blind Aeraton	100,000	66. Natal Aid Association John Peattie House Durban	200,000
211. Thusanang Pre-School & Educare Centre, Orange Farm	762,766	67. Natal Blind & Deaf Society	446,000
212. Thusong Youth Centre Alexandra	153,000	68. NCV Vryheid	712,489
213. Tokologo Self Help Centre for Quadriplegics	360,000	69. Ngoboyolwazi School, Esikhwini	70,000
214. Topsy Foundation Bryanston	200,000	70. Ntokozweni Village for the Vulnerable, Izingolweni	266,504
215. Township Aids Project (TAP), Johannesburg	180,000	71. Open Air School Durban	350,372
216. Tshwane Deaf Association	700,000	72. Operation Upgrade of SA Durban	1,000,000
217. Twilight Children JHB	393,180	73. Peter Pan School Scottsville	300,000
218. Umkhonto Wesizwe Military Veterans Trust, Johannesburg	633,950	74. Pevensey Place Underberg District	200,000
219. Usizolwethu School, Benoni	235,820	75. Phoenix C & F Welfare Society	199,421
220. Vaal Triangle Alcohol and Drug Help Centre, Vanderbijlpark	100,000	76. Pietermaritzburg & District Council for the Aged	876,370
221. Van Rensburg Multi Purpose Frail Care	255,046	77. Pietermaritzburg Agency for Christian Social Welfare PACSA	1,084,220
222. Vergenoeg vir Seniors, Pretoria	220,000	78. Pietermaritzburg Benevolent Society	260,000
223. Vukani Crèche	60,000	79. Pietermaritzburg Children's Homes	200,000
224. West Rand Ass for the Physically Disabled Krugersdorp	750,000	80. Pietermaritzburg SPCA	600,000
225. Wide Horizon Vereeniging	407,449	81. Pietermaritzburg C & F Welfare Society	936,130
226. Witwatersrand Mental Health Society, JHB	500,000	82. Port Shepstone C & F Care Society	175,000
227. Wolmer Community Project Pretoria	479,350	83. Port Shepstone C & F Welfare Society	998,639
228. Woodside Sanctuary, Johannesburg	403,439	84. Port Shepstone Child & Family Care Society	708,740
229. Zenzele Women's Community Project Soweto	100,000	85. Pregnancy Resource Centre Amanzimtoti	150,000
230. Food Gardens Foundation Johannesburg	250,000	86. Project Empower, Durban	500,000
231. Missionaries of the Sacred Heart Development Trust, Midrand	527,796	87. Quadriplegics Ass KZN	349,518
232. Child Accident Prevention Foundation of SA8	25,000	88. Quadriplegics Ass of KZN	250,000
	<b>120,347,364</b>	89. Safecare Community Care Centre, Durban	459,542
		90. SANCA Nongoma	1,500,000
<b>KwaZulu Natal</b>		91. Save the Children Fund	100,000
1. Allison Homes Trust Pietermaritzburg	486,300	92. SAVF Louis Hildebrandt Children's Home Volksrust	392,566
2. Amanzimtoti C & F Welfare Society	145,000	93. Sibusisiwe Clermont C & F Welfare Clermont	200,000
3. Animal Anti Cruelty League, PMGB	180,000	94. Somkhele Crèche	51,369
4. Aryan Benevolent Home Council Chatsworth	300,000	95. SPCA Amanzimtoti	200,000
5. Aryan Benevolent Home Council Pietermaritzburg	500,000	96. SPCA East Griqualand	216,625
6. Association for Persons with Physical Disabilities Chatsworth	807,925	97. SPCA Estcourt & District	100,000
7. Association for the Physically Challenged, Dundee	50,000	98. SPCA Greytown	150,000
8. Association for the Physically Challenged, Ladysmith	232,317	99. SPCA Howick	100,000
9. Association for the Physically Challenged, South Natal Branch, Port Shepstone	85,000	100. SPCA Kloof & Highway	290,000
10. Bambithuba Women's Development Project, KwaMashu	266,000	101. SPCA Lower South Coast Uvongo	287,337
11. Beatrice Street YMCA Durban	134,745	102. SPCA Mooi River & District	55,000
12. Bellhaven Memorial Centre Greyville	200,000	103. SPCA Pietermaritzburg	650,000
13. Big Brother Big Sisters of SA Observatory	228,763	104. SPCA Vryheid	100,000
14. Careline Crisis & Trauma Centre Assagay	1,000,000	105. St Luke's Home of Healing Durban	179,302
15. Cathulani Child & Family Welfare Society, Inanda	419,834	106. St Martin's Children's Home	1,025,983
		107. St Philomena's Home Port Elizabeth	3,519,645

## BENEFICIARIES

for the year ended 31 March 2005

108. St Theresa's Home Durban	508,476
109. St. Anthony's Home Madadeni	599,420
110. Stanger & District C & F Welfare Society	175,000
111. Sunfield Home, Howick	474,820
112. TAFTA - The Association for the Aged - Durban	1,728,761
113. Tecoma Pre Primary Winkelspruit	50,000
114. Tembaletu Trust, Pietermaritzburg	2,400,000
115. The Care Centre, Hibberdene	750,000
116. The Issy Geshen Lamont Home, Mobeni	885,312
117. The Makaphutu Children's Village, Botha's Hill	637,078
118. Themba Club Ramsgate	600,000
119. Training & Resources in Early Education Northway	300,000
120. Turn Table Trust	200,000
121. Ukhahlamba-Thuthukani C & F Welfare Soc, Bergville	152,219
122. Verulam Child & Family Welfare Society	400,000
123. Victoria Memorial Home Pietermaritzburg	285,000
124. Vryheid Child & Family Welfare Society	400,000
125. Ziphakamise Port Shepstone	762,044
126. Zululand Hospice Association Empangeni	400,000
127. Zululand Mental Health Society Empangeni	126,795
<b>Total</b>	<b>56,632,691</b>

### Limpopo

1. Bright Morning Star Nursery School, Letaba	150,000
2. Bulamahlo Learning Project Shiluvane	300,000
3. Die Waterbergse Dienssentrum vir Bejaardes Nylstroom,	300,000
4. FAMSA Limpopo Tzaneen	971,570
5. Faranani Trust Lerubu	400,000
6. Far North Alcohol & Drug Centre Polokwane	786,608
7. Frangipani School for the Mentally Disabled Phalaborwa	88,800
8. Giyani Society for the Care of the Aged	152,720
9. Hitekani Garden Project Nwamitwa	404,637
10. Home Talje, Bela-Bela	200,000
11. Human Resource & Social Information Centre HURESIC	562,928
12. Kgwana Community Centre	320,000
13. Limpopo Mental Health Soc	330,000
14. Little Achieve Day Care Centre Thulamahashe	187,900
15. Lotavha Advice Organisation Thohyandou	83,300
16. Louis Trichardt	137,600
17. Makotse Women's Club Makotse Village	253,923
18. Mapila Community Crèche Dzanani	50,000
19. Missionaries of the Sacred Heart Development Trust, Midrand	527,796
20. Nkuzi Development Ass Polokwane	1,426,260
21. Ntshuxeko Health Development Giyani	547,700
22. PEPPS ECD Training	600,000
23. Piet Potgieter Multi Purpose Frail Care Mokopane	392,382
24. Ramotshinyadi HIV/AIDS Youth Guide Tzaneen	400,000
25. SAVF Klein Treetjies Dagsorg Nylstroom	82,473
26. SAVF Louis Trichardt	152,488
27. SAVF Martha Hofmeyer Home for Care of Frail People Polokwane	300,000
28. SAVF Mokopane (Potgietersrus)	470,249
29. SAVF Thabazimbi	300,000
30. SPCA Percy Fyfe Mokopane	300,000
31. SPCA Polokwane	218,556
32. Thabazimbi Iscor Aids Group	461,000
33. The Phalaborwa Foundation	100,000
34. Tivoneleni Vavasati Aids Awareness	300,000
35. Train up a Child Educare	730,146
36. Train Up a Child Educare Mapela	80,230
37. Tshilamba Crèche, Matala	222,000
38. Vhronga Day Care Letaba	50,000
39. Visual Aid Teach, Giyani	200,000
40. Waterberg Welfare Society Vaalwater	100,000
<b>Total</b>	<b>13,641,266</b>

### Mpumalanga

1. Abraham Kriel Children's Home	450,000
2. Barberton SPCA	50,000
3. Belfast Rusoord Old Age Home	650,000
4. Epilepsy SA Mpumalanga, Limpopo, Pretoria Dullstroom	349,320
5. Ezamokuhle Adult Education Amersfoort	150,000
6. Food Gardens Foundation Johannesburg	250,000
7. Highveld Association for the Physically Disabled Witbank	545,020
8. Huis Immergroen Piet Retief	87,129
9. Ikageng Pre-School Sehlakwane	55,543
10. Khulakale Educare Centre, Amersfoort	287,600
11. Lifeline Mpumalanga	800,000
12. Lowveld Alcohol & Drug Help Centre Nelspruit	1,264,770
13. Masibambane Resource Centre, Nelspruit	470,519
14. Masoyi Home White River	500,000
15. Middelburg C & F Welfare Society	293,002
16. Mkhonto Alathia Rehabilitation Centre Piet Retief	323,200
17. Mmabana Day Care Centre Embalenhle	63,498
18. Mpumalanga Mental Health Soc, Middelburg	88,950
19. Ons Eie Old Age Home, Delmas	363,000
20. Phaphamani Home Based Care Kabokweni	511,399
21. SANCA, Witbank	224,311
22. SANTA Mpumalanga Standerton	500,000
23. SAVF Ermelo Old Age Home	1,004,569
24. SAVF Family Care Standerton	1,749,440
25. SAVF Housing Scheme Witbank	32,555
26. SAVF Immergroen Herberg Witbank	86,120
27. SAVF Immergroen Home for Frail Aged Witbank	524,042
28. SAVF Middelburg	300,000

29. SAVF Old Age Home Hendrina	303,339
30. SAVF Old Age Home Middelburg	500,000
31. SAVF Rustig Old Age Home Incaba Home Based Care Centre	1,025,468
32. SAVF Silwerjare Ouetehuis Bethal	200,000
33. SAVF Standerton, Lydenburg	300,000
34. SAVF Volksrust	112,262
35. Silverdays Organisation for the Care of the Aged Waterval Boven	400,000
36. SPCA Middelburg	50,000
37. SPCA Nelspruit	100,000
38. Standerton Advice & Development Resources Centre	200,000
39. Standertonse Vereeniging vir Bejaardes: Standerton	330,755
40. Wenakker, Lydenburg	500,000
41. Witbank Society for the Aged Witbank	5,865,000
<b>Total</b>	<b>21,860,811</b>

### Northern Cape

1. ACVV Calvinia	455,600
2. ACVV Calvinia	500,000
3. ACVV Carnarvon	222,200
4. ACVV Kimberley	860,489
5. ACVV Upington	380,140
6. Agang Aids Service Organisation Pampierstad	394,382
7. Association for Community & Rural Advancement Kuruman	1,317,524
8. Boitemelo Kimberley	342,000
9. Catholic Welfare & Development	1,036,190
10. Colesberg Old Age Home	250,000
11. De Kleine Bewaarskool	100,000
12. Hanover Community Care Centre Hanover	50,000
13. Hanturn Community Education Trust Colesburg	500,000
14. Helen Bishop Orthopaedic After Care Home Kimberley	322,000
15. Hospice Association of Kimberley	346,600
16. Hospice Mother Theresa Prieska	400,000
17. Kimberley Society for the Prevention of Cruelty to Animals	356,954
18. Klein Karoo Resource Centre	1,000,000
19. Klein Karoo Resource Centre Oudsthoorn	750,000
20. Nababeep Advice & Development Centre	614,900
21. National Council for Child and Family Welfare - NC	8,969,300
22. NG Kerk Kinderhuis, Noord Kaap, Kimberley	464,739
23. Northern Cape Alcohol and Drug, Kimberley	100,000
24. Oasis Skills Development Centre Upington	634,252
25. Resthaven Welfare Society Kimberley	500,000
26. Sally Aucamp Home for the Physically Disabled	140,946
27. Steinkopf Diakonale Dienste Bulletrap Dienssentrum	50,000
28. Yonder, Kimberley	962,047
<b>Total</b>	<b>22,020,263</b>

### North West

1. Alabama C & F Welfare Society	100,000
2. Atamelang Crèche Christiana	50,000
3. Christelike Maatskaplike Raad Brits	270,100
4. CMR Rustenburg	373,800
5. Daphne Lee Centre Central West Klerksdorp	323,084
6. DWT Nthate Mercy Centre Skills Training Winterveldt	673,774
7. FAMSA Potchefstroom	1,772,171
8. Good Shepherd Mission Winterveldt	989,861
9. Guidance Educational Youth Project Orkney	432,397
10. Harthebeeshof Service Centre Haartebeespoort	477,699
11. Hospice Rustenburg	251,980
12. Lifeline Klerksdorp	571,500
13. Marang Women in Agriculture & Development Phokeng	500,000
14. Mercy Clinic, Winterveldt	1,869,500
15. Moretele Sunrise Hospice (Leseding Care Givers), Temba	700,000
16. National Welfare Social Services & Development Forum	200,000
17. North West Mental Health	300,000
18. Operation Blanket Mafikeng	450,000
19. Orkney Child Welfare	200,000
20. Philani Health Care Centre Klerksdorp	150,000
21. SAVF Blye Toekoms Behuiging	272,402
22. SAVF C & F Care Potchefstroom	642,130
23. SAVF Coligny	42,000
24. SAVF Delareville	147,308
25. SAVF Evanna Home Harthebeesfontein	170,000
26. SAVF Huis Anna Viljoen Potchefstroom	219,247
27. SAVF Huis Lou van Wyk Sannieshof	200,000
28. SAVF Kosmos Service Centre Coligny	30,000
29. SAVF Lichthuis Lichtenburg	1,065,301
30. SAVF Lallipop Crèche Lichtenburg	81,814
31. SAVF Mokopane	51,177
32. SAVF Rodeonhof Ouetehuis	562,100
33. SAVF Zeerust	100,000
34. Seboka Training & Support Network, Stilfontein	200,000
35. South African National Council for CFW, Potchefstroom	285,279
36. SPCA North West Zeerust	500,000
37. St Johns the Baptist Catholic Clinic	500,000
38. Stilfontein C & F Welfare Society	350,000
39. Thuso Social Service Foundation Mafikeng	206,400
40. Traditional HIV/AIDS Home Based Care Chaneng	192,400
41. Triest Training Centre Klerksdorp	500,000
42. Tsbong Christian Action Group Lohanyaneng	479,580
<b>Total</b>	<b>17,453,004</b>

### Western Cape

1. ACVV Cape Town	961,800
2. ACVV Clanwilliam	159,550





## BENEFICIARIES

for the year ended 31 March 2005

3. ACVV Cradock	500,000	93. Little Angels Cape Town	400,000
4. ACVV Despatch	1,000,000	94. Macassar Multi Purpose Community Centre	154,324
5. ACVV Douglas	600,000	95. Macassar Multi Purpose Community Centre	220,897
6. ACVV Grabouw	1,169,392	96. Magnolia ACVV Dienstad	293,274
7. ACVV Montagu	300,000	97. Manenberg Preschool Association	150,000
8. ACVV Mossel Bay	557,702	98. Mfundiso After Care Mfuleni	100,000
9. ACVV Noorder Paarl (Trompie Versorgingsoord)	180,000	99. Mitchells Plain Crisis Line	100,000
10. ACVV Paarl	100,500	100. Moreson ACVV Children's Home	225,980
11. ACVV Porterville - Huis Nerina	199,200	101. Mossel bay Recreation Club	50,000
12. ACVV Riebeeck Wes Huis Bergsig	143,900	102. National Sea Rescue Institute	3,000,000
13. ACVV Riebeeck Kasteel	60,000	103. Newton Diens Sentrum Wellington	300,000
14. ACVV Stellenbosch	200,000	104. Nolutshando Educare Centre, Cape Town	34,000
15. ACVV Strand	1,434,231	105. Ocean View Work Group	108,491
16. ACVV Wellington	445,870	106. Olifantsrivier Ass for People with Disabilities	50,000
17. ACVV Zonnebloem Cape Town	350,842	107. Ons Plek Project Cape Town	250,000
18. Age in Action (Eastern Cape)	1,288,732	108. Ons Tuiste ACVV Dienstad Bellville	183,528
19. Astra Centre Cape Town	200,000	109. Oudtshoorn Association for the Physically Disabled	159,000
20. Big Brother Big Sisters of SA Observatory	228,763	110. Oudtshoorn C & F Welfare Society	350,000
21. Camphill Farm Community, Hermanus	960,000	111. Oudtshoorn Service Centre for the Aged	220,000
22. Camphill School Hermanus	300,000	112. OVV Vrededorp	60,000
23. Cape Kidney Ass	347,000	113. PATCH Helderberg Child Abuse Centre	389,073
24. Cape Peninsula Organisation for the Aged	8,352,742	114. Pikkie Dikkie ACVV Versorgingsoord	500,000
25. Cape Town Association for the Physically Disabled	178,000	115. Plettenberg Bay Chile & Family Welfare Society	551,338
26. Cape Town Child Welfare	500,000	116. Project for the Upliftment of Pets and People PUPP Tokai	172,000
27. Cape Town Child Welfare, Wynberg	1,500,000	117. Prosperity Youth Centre	404,065
28. Cape Town City Mission	2,500,000	118. Qhamani Educare	106,383
29. Cape Town Drug Counselling Centre	712,220	119. Quadriplegic Ass of the Western Cape	500,000
30. Cape Town Society for the Blind, Cape Town	935,950	120. Reginald Orsmond Counselling Services JHB	500,000
31. Catholic Welfare & Development	240,000	121. Riversdale CFWS	500,000
32. Catholic Welfare & Development	1,036,190	122. Riviersonderend Advice & Development Centre	337,920
33. Catholic Welfare and Development	363,326	123. SANCA George	250,000
Women Awakened Programme: Cape Town		124. SANCA Western Cape	742,820
34. Centre for Creative Education	277,000	125. Sarah Fox Children's Convalescent Hospital	300,000
35. Centre for Creative Education Plumstead	368,450	126. Share Literacy Project Somerset West	293,600
36. Centre for Early Childhood Development, Cape Town	300,000	127. Sisters Incorporate Claireinch	200,000
37. Centre for Early Childhood Development, Claremont	813,050	128. Siyazama Pre-School, Milnerton	51,883
38. Cheshire Homes Cape of Good Hope	50,000	129. Southern Cape Educational Trust Knysna	221,750
39. Christian Medical Service & Relief, George	726,250	130. SPCA Worcester	300,000
40. Child Accident Prevention Foundation of SA	25,000	131. Springroses Dienssentrum/Service Centre Montague	400,000
41. City Mission Partnerships: Place of Hope	2,112,934	132. St Johannis Heim Bellville	332,634
42. Comcare Trust, Cape Town	88,260	133. St John Ambulance Foundation Cape of Good Hope	1,681,918
43. Darling Focus	200,000	134. St Lukes Hospice Cape Town	2,238,084
44. Diabetes South Africa, Cape Town	300,000	135. St. Johns Pre-Primary School Cum Crèche, Beaufort West	76,413
45. Diakonale Dienste Moorsburg	106,000	136. Stellenbosch C & F Society Masiphumle	88,516
46. Diakonale Dienste Saron Gemeenskapdiens	250,000	137. Stellenbosch C & F Welfare Society	500,000
47. Diatesda Oikonomia Cape Town	200,000	138. Stellenbosch Society for the Care of the Aged	1,640,000
48. Disabled People South Africa Western Cape	1,000,000	139. Stellenbosch Youth Outreach	280,000
49. Dropstop Association, Stellenbosch	750,000	140. Strandcare Service for the Aged	147,530
50. Drakenstein Centre for Persons with Disabilities Paarl	600,000	141. Sunfield Home Wellington	253,933
51. Edelweiss ACVV Dienssentrum en Wooneenhede Dienstad, Eversdal	143,539	142. Swartland SPCA, Darling	204,500
52. Elim Home, Elim	491,816	143. TB Care Association Cape Town	350,000
53. Elsies River Social Welfare	180,000	144. Tembaletu Day Care Wynberg	159,500
54. Empilweni Khayelitsha	400,000	145. The Haven Night Shelter	172,000
55. Epilepsy SA Care Craft Wellington	50,000	146. The Haven Night Shelter Kalk Bay	86,000
56. Epilepsy SA Knysna	400,000	147. The Haven Night Shelter Moira Henderson House	47,000
57. Epilepsy SA Western Cape	596,348	148. The Haven Night Shelter Napier Street	125,000
58. Epilepsy South Africa (Care Craft, Wellington)	254,156	149. The Haven Night Shelter Claremont	100,000
59. FAMSA Knysna	553,780	150. The Haven Night Shelter District Six	150,000
60. FAMSA Western Cape	3,245,298	151. The Haven Night Shelter Welfare Organisation: Cape Town	1,500,000
61. Fikelela Aids Project CT	279,000	152. The Haven Night Shelter Welfare Organisation: Cape Town	500,000
62. Fish Hoek Association for the Welfare of the Elderly, Cape Town	123,521	153. The Haven Night Shelter, Kraaifontein	47,000
63. Friends Day Centre Maitland	300,000	154. The Hermanus Animal Welfare Society	100,000
64. Friends of the Children's Hospital Association, Cape Town	249,284	155. The Homestead Projects for Street Children	838,353
65. Friends of the Children's Hospital Ass, Rondebosch	200,000	156. The League of Friends of the Blind Grassy Park	1,116,500
66. Gqwesta College Cape Town	420,000	157. The Volunteer Centre, Green Point	500,000
67. Grabouw & District C & F Welfare Society	423,303	158. Themba Workcentre by the Disabled, Eersterivier	250,000
68. Grabouw & District Child and Family Welfare Society	1,243,234	159. Triangle Project CT	150,000
69. Great Brak River CFWS	235,470	160. Triomf Child Care Centre, Oudtshoorn	400,000
70. Haven Shelter House, Mitchells Plain	100,000	161. Triple Trust Organization, Cape Town	1,483,581
71. Heart Foundation, SA, Cape Town	3,404,120	162. Trust for Community Outreach & Education, Cape Town	285,000
72. Heidelberg C & F Welfare Society	204,766	163. Vailey Development Project Ocean View	200,000
73. Helderberg Society for the Aged, Somerset West	1,475,000	164. Vermont Centre, Knysna	437,186
74. Hermanus C & F Welfare Society	146,233	165. Vukani Centre for Children with Special Needs Khayelitsha	95,000
75. Hermanus Society for the Welfare of the Aged SOFCA	100,000	166. Vukani Centre for Children with Special Needs, Khayelitsha	160,000
76. Institute for the Blind Pioneer School Worcester	1,000,000	167. WARMTH	500,000
77. Inter Outreach Ministries Cape Town	100,000	168. WE Shop Employment Project, Sarepte	100,000
78. Jagersbosch Community Care Centre, Still Bay	506,315	169. Wellington Society for the Aged	886,873
79. Jakkeland Speelkring Vredendal	830,000	170. West Coast Community HIV/AIDS	200,000
80. Jireh Community Project, Mitchells Plain	500,000	171. Western Cape Cerebral Palsy Assoc	258,221
81. Jireh Community project, Mitchells Plain	500,000	172. Western Cape Forum for Intellectual Disability Cape Town	301,657
82. Joseph Matwa Home for the Aged Robertson	543,800	173. Western Cape Network on Disability	50,000
83. Karoo Animal Protection Society Barrydale	200,000	174. Western Cape Networking Aids Community of South Africa: Cape Town	150,000
84. Kensington Home for the Aged Cape Town	200,000	175. Wola Nani Cape Town	500,000
85. Kensington Home for the Aged, Cape Town	100,000	176. Worcester Association for the Physically Disabled	266,000
86. Kingdom Ministries	1,282,046	177. Wynberg Society for the Aged Cape Town	300,000
87. Kleinmond C & F Welfare Society	357,938	178. Zonnebloem ACVV Dienstad, Cape Town	395,708
88. Knysna Animal Welfare Society	369,000		92,414,723
89. Knysna Child & Family Welfare Society	104,469		
90. Ladismith Kinder en Gesinsorgvereniging	250,000		
91. Langeverwacht Day Care Bonnievale	145,000		
92. Lifeline/Childline Western Cape	300,000		
		<b>TOTAL CHARITIES</b>	<b>504,980,907</b>

## BENEFICIARIES

for the year ended 31 March 2005

### SPORTS & RECREATION

#### National Bodies

1. South African Weightlifting Federation	222,000
2. Surfing South Africa	884,200
3. Aikido Federation of SA	200,000
4. Archery South Africa	214,115
5. Athletics SA	135,180
6. Athletics SA	7,000,000
7. Athletics SA	3,500,000
8. Athletics South Africa	3,297,100
9. Badminton South Africa	431,760
10. Badminton South Africa	24,800
11. Badminton South Africa	544,900
12. Basketball SA	3,000,000
13. Bowls SA	1,500,000
14. Boxing SA	819,390
15. Canoeing SA	4,000,000
16. Canoeing South Africa	663,800
17. Chess South Africa	1,500,000
18. Disability Sport South Africa	3,000,000
19. DISSA	4,000,000
20. Judo South Africa	804,083
21. Love Life	4,241,000
22. National Olympics Committee	10,000,000
23. Netball South Africa	4,000,000
24. Roller Sport South Africa	513,800
25. Rowing SA	4,000,000
26. Rowing South Africa	840,050
27. SA Baseball Union	1,750,000
28. SA Cycling Federation	2,000,000
29. SA Figure Skating Association	332,000
30. SA Football Association	2,500,000
31. SA Football Association	5,770,000
32. SA Football Association	1,000,000
33. SA Golf Development Board	1,900,000
34. SA Gymnastics	159,000
35. SA Gymnastics	4,000,000
36. SA Hockey Association	3,500,000
37. SA Sport Aerobics & Fitness Federation	625,240
38. SA Sport for the Physically Disabled	1,000,000
39. SA Table Tennis Club	255,750
40. SA Tennis Association	500,000
41. SA Tennis Association	2,000,000
42. SA Weightlifting	40,000
43. SA Weightlifting Federation	500,000
44. SARFU	198,578
45. SARFU	3,000,000
46. South African Amateur Fencing Ass	242,000
47. South African Baseball Union	4,000,000
48. South African Cycling Federation	560,355
49. South African Cycling Federation	663,350
50. South African Equestrian Council	1,373,782
51. South African Gymnastics Federation	349,600
52. South African Handball Federation	1,000,000
53. South African Hockey Association	1,243,000
54. South African Indoor Football Association	750,000
55. South African Sailing	358,000
56. South African Shooting Federation	374,445
57. South African Table Tennis Board	3,000,000
58. South African Tandem Association	50,000
59. South African Tennis Association	500,000
60. South African Wrestling Federation	201,040
61. Squash SA	3,000,000
62. Surfing SA	3,000,000
63. Swimming SA	1,233,652
64. Swimming SA	2,242,591
65. Swimming SA	1,091,300
66. Swimming SA	187,000
67. Swimming SA	7,500,000
68. Swimming South Africa	266,780
69. Swimming South Africa	2,360,554
70. The Sports Trust	2,000,000
71. Triathlon South Africa	197,040
72. Triathlon South Africa	250,000
73. United Cricket Board of SA	3,182,500
74. United Cricket Board of SA	1,000,000
75. United Cricket Board of SA	2,500,000
76. Volleyball SA	3,000,000
77. Volleyball South Africa	604,640
78. Volleyball South Africa	750,000
	<b>139,398,375</b>

#### Eastern Cape

1. Asherville Secondary School	50,000
2. Black Pool AFC	350,000
3. Border Baseball Union	1,706,480
4. Border Rugby Football Union	5,907,612
5. Camdeboo Municipality	400,000
6. Cradock Bowling Club	55,000
7. Cwaru United Rugby Football Club	14,000
8. Dept of Human Movement Science	955,901

9. Dispatch - Oostelike RFC	15,000
10. Eastern Academy of Sport	1,900,000
11. Eastern Cape Academy of Sport	1,758,940
12. Eastern Province Hockey Federation	1,296,000
13. Eastern Province Rugby Football Union	2,549,075
14. Eastern Region Baseball Union	70,000
15. Ebenezer Football Club	50,000
16. Elephant City Football Club	6,000
17. EP Drum Majorettes	102,000
18. Fairview Rovers Club	43,644
19. Fort Hare Foundation	2,500,000
20. Gonubie Lifesaving	82,925
21. Grahamstown Bowling Club	50,000
22. Grahamstown Riding Club	270,000
23. Hungry Lions Boxing Club	50,000
24. Ikhwezi Lokusa Rehabilitation & Sheltered Employment	50,000
25. Inxuba Yethemba Municipality	765,000
26. Inxuba Yethemba Municipality	1,060,000
27. Jansenville Spur United FRC	15,000
28. Jansenville Tennis Club	21,000
29. Jeffrey's Bay Surf Lifesaving	100,914
30. Kei Mouth Country Club	145,000
31. King Williamstown Town	100,000
32. Masakhane Boxing Club	22,000
33. Mbeka-Mkupa	40,000
34. Newcastle United Football Club	15,000
35. Northern Free State Jukskei Union	20,200
36. Park United Football Club	45,000
37. Rangers Amateur Football Club	450,000
38. Real Santos Football Club	15,000
39. Rhodes University	2,506,700
40. Rock of Ages R.F.C.	35,000
41. Rovers F.C.	50,000
42. St Blaize R.C. Primary	206,500
43. Strenglers Football Club	30,000
44. Sunrise Rugby Football Club	15,000
45. Titans Inline Roller Hockey Club	50,000
46. Uitenhage Amateur Wrestling Club	50,000
47. United Brothers Cricket Club	50,000
48. United Cricket Club	50,000
49. Victoria Girls High School	102,950
50. Victoria Mxenge High School	25,000
51. Walmer Country Club	100,000
52. Wild Coast Lifesaving Development Trust	32,580
53. Young Collegians Rugby Football Club	40,000
	<b>26,390,421</b>

#### Free State

1. Amabhele United Football Club	20,000
2. Amabhele United Football Club	15,000
3. Bethlehem Golf Club	650,000
4. Bethulie Youth Development Sport & Recreation	30,130
5. Bloemfontein Municipal Bowls Club	5,000
6. Blood Suckers Ladies Football Club	20,000
7. Bultfontein Cricket Club	4,000
8. Cardiff Spurs Football Club	50,000
9. Frankfort Tennis Club	18,000
10. Free State Residential Care Centre	10,000
11. Greater Moqhaka Chess Association	42,250
12. Harrismith Ladies Football Club	20,000
13. Koot Niemann Intermediate School	343,000
14. Reitz Golf Club	460,900
15. Royal Aces Football	25,000
16. SA National Amateur Boxing	10,000
17. Tempe Golf Club	125,585
18. Vaal River USSASA Soccer	34,010
19. Young Tigers Football Club	8,880
	<b>1,891,755</b>

#### Gauteng

1. Alberton Astros Ball Club	250,000
2. Athololang Primary School	200,000
3. Bapedi Lions Club	15,000
4. Benoni Northern Baseball Club	250,000
5. Blue Bulls Rugby Union	300,000
6. Boipatong Sports Congress	30,000
7. Boksburg Cardinals Baseball Club	438,320
8. Brakpan Rovers Football Club	15,000
9. Carletonville Jones High School	50,000
10. Central Gauteng Athletics	500,000
11. Charlton Sharks United Football Club	15,000
12. City of Johannesburg	753,000
13. Dabulamanzi Canoe Club	927,604
14. Daveyton Handball Club	88,065
15. Disability Dance Gauteng North	24,000
16. Dream Team Football Club	15,000
17. Eastern Gauteng Bowls	389,000
18. Eastern Gauteng Jukskei Union	810,000
19. Eden Park Rugby Club	765,000
20. Ezibeleni LSEN School	571,300
21. Far East Rand	138,000
22. Federation of Dance Sport South Africa	486,320
23. Ga-Rankuwa Ladies Stars Football Club	15,000
24. Gauteng Deaf Football Association	15,000



## BENEFICIARIES

for the year ended 31 March 2005

25. Gauteng North Baseball Association	250,000	34. KwaZulu Natal Table Tennis Union	198,000
26. Gauteng North Cycling Union	351,100	35. Kyokushin Karate Dojo	41,200
27. Gauteng North Sport Council	92,000	36. KZN Academy of Sport	1,900,000
28. Gauteng North Table Tennis	60,240	37. KZN Tennis Association	102,400
29. Gauteng North Wrestling	645,000	38. Lakehaven Secondary School	50,000
30. Gauteng United School Sports Association	4,080,000	39. Macabuzela Killers F.C.	80,000
31. Hammanskraal Cosmos	30,000	40. Madadeni Athletic Club	50,000
32. Happy Pirates Football Club	10,000	41. Marburg Secondary School	200,000
33. Hartzstraat Primary School	50,000	42. Mashabane Football Association	34,330
34. Heilderberg Boxing Club	50,000	43. Midlands Tennis Association	181,429
35. Home Sweepers F.C.	15,000	44. Mkhambathini Municipality	396,620
36. Ikageng Primary School	55,714	45. Mkhambathini Municipality	545,145
37. Jets Softball Club	44,000	46. Molweni Flames Basketball Association	15,000
38. Joburg Stars Softball Club	28,360	47. Montford Primary School	50,000
39. Juventus Football Club	15,000	48. Mountview Secondary School	20,000
40. Laerskool Venterspos	260,000	49. Mpumalanga Athletics Club	23,000
41. Lenasia Cricket Union	570,000	50. Msinga District Football Association	50,000
42. Loop 'n Val Motshwarateu Athletics Club	20,000	51. Mthonjaneni Municipality	2,658,705
43. Mamelodi Gymnastics Club	140,818	52. Mtuba Football Association	50,000
44. Mangena Stars Football Club	50,000	53. Natal Midlands Hockey	1,550,000
45. Meadowlands Sports	50,000	54. Newcastle Municipality	250,000
46. Mogale City District Football Ass	50,000	55. Newlands East Secondary School	100,000
47. Northern Cricket Union	320,000	56. Northdale Pirates Football Club	22,875
48. Northern Gauteng Badminton Ass	253,954	57. Northmead Secondary School	50,000
49. Orlando Kwaitos Football Club	15,000	58. Nyandezulu Sport and Recreation Association	20,940
50. Parma Ladies Football Club	45,570	59. Nyanisweni Junior Primary School	50,000
51. Peace Brothers Football Club	15,000	60. Park Rynie Surf Lifesaving Club	31,000
52. Peace Lovers Club	30,000	61. Phelandaba Tigers Football Club	20,000
53. Prestige College	53,475	62. Phoenix Community Centre	300,000
54. Pretoria Chinese School	92,489	63. Phoenix Striders Athletics Club	21,000
55. Pretoria Technical High School	250,000	64. Pinetown Gymnastics Club	285,432
56. Randfontein Secondary School	50,000	65. Port Shepstone School Cricket Development Committee	348,000
57. Recondex Section 21 T/A Shaft Training	1,536,848	66. Port Shepstone Volleyball Association	150,000
58. Rising Stars Table Tennis	15,000	67. Qhumbimfundo Primary School	221,778
59. Russian Gymnastics	429,565	68. Richards Bay Country Club Sports Dev. Trust	108,000
60. SA Shooting Federation	144,880	69. Richards Bay Football Ass	50,000
61. SA Sport Commission	4,000,000	70. Richards Bay Surf Lifesaving Club	21,150
62. SA Taekwondo	309,520	71. Richmond Municipality	1,150,000
63. SASSU	2,500,000	72. Rydalvale Primary School	100,000
64. Silver Falcons Rugby Club	50,000	73. S. Dass School for the Disabled	371,480
65. South African Equestrian Council	468,000	74. SADES KZN	40,573
66. South African Hockey Association	1,074,800	75. Salt Rock Surf Lifesaving Club	107,628
67. South African Taekwondo Federation	1,100,000	76. Scholar Amoris School	27,900
68. Southern Gauteng Hockey Assoc	50,000	77. Seatides Combined School	27,400
69. Springs Boys High School	135,000	78. Sherwood Primary School	532,660
70. Springs Old Boys	550,000	79. Siyathuthuka Mandeni Netball Club	12,500
71. Technikon Witwatersrand	1,420,000	80. Skylark Primary School	46,630
72. Thabo-Vuyo School for the Intellectually Imp	179,800	81. South African Arigogo Association	12,600
73. The Boss Football Club	15,000	82. Sporting Club Real Celtic	15,000
74. Tigers Football Club	171,156	83. Stanmore Primary School	35,000
75. Tshepong Stimulation Centre	30,300	84. Stella Sports Club	69,750
76. Tuskport University of Pretoria	375,000	85. Sterngrove Primary School	6,900
77. Tuskport University of Pretoria	380,000	86. Sunford Primary School	10,000
78. Tuskport- University of Pretoria	3,650,000	87. Swanvale Primary School	30,000
79. Usizolwethu Special School	25,130	88. Thandizwe Primary School	50,000
80. Vuyo Intermediate School	150,000	89. The Valley Trust	450,000
81. Ward 82 Sports Council	200,000	90. Tongaat Cricket Union	100,000
	<b>34,063,328</b>	91. Try Again Football Club	30,000
KwaZulu Natal		92. Ulundi Municipality	150,000
1. Abaqulusi Municipality	370,380	93. Umgeni Municipality	3,450,000
2. Acacia Primary School	150,000	94. Umhloti Primary School	50,000
3. Albersville United Sports & Social Club	30,000	95. Umkomaas Golf Club	900,000
4. Alencon Primary School	30,700	96. University of Natal	537,064
5. Allingham Primary School	50,000	97. University of Zululand	1,525,000
6. Brookdale Secondary School	50,000	98. Verulam Secondary School	20,000
7. Brooklyn Heights Primary School	20,000	99. Villa Park Football Club	15,000
8. Buffelsdale Secondary School	50,000	100. Vukani Ladies Football Club	7,100
9. City of Unhlathunze Parks, Sport & Recreation	1,286,000	101. Warnadoone Surf Lifesaving Club	49,250
10. Crystal Point Secondary School	50,000	102. Wasbank Boxing Organisation	151,685
11. Double Classic Football Club	22,300	103. Westham Secondary School	7,250
12. Durban & Coastal Mental Health	61,070	104. Whetsone Primary School	20,000
13. Durban & Coastal Mental Health	19,770	105. Wyebank Soccer Club	15,000
14. Durban Institute of Technology	3,000,000	106. Zamani Netball	15,000
15. Durban North Gymnastics Club	304,532		<b>35,419,364</b>
16. Durban YMCA Gymnastics Club	70,000	Limpopo	
17. Eastview Primary School	50,000	1. Adamantia High School	85,000
18. Etekweni Municipality	5,850,000	2. Bakwena Softball Club	36,447
19. Ezamukuthula Primary School	30,000	3. Balloon Mantjana School	30,000
20. Ezenzeleni Public Primary School	25,000	4. Bela-Bela Boxing Club	50,000
21. Hibberdene Surf Lifesaving Club	22,167	5. Bela-Bela Municipality	50,000
22. Hibiscus Coast Municipality	750,000	6. Bela-Bela Tennis Club	50,000
23. Ikusaselihe High School	50,000	7. Bela-Bela Volleyball Association	22,000
24. Impala High School	480,000	8. Bela-Bela Vultures Handball Club	15,000
25. Inkanyiso Special School	17,000	9. Bogaleng Primary School	21,913
26. Isipingo Lifesaving	252,000	10. Bokamoso Youth Project	10,210
27. Jhugroo Primary School	31,440	11. Bolobedu Sub-Region School Sport Association	150,000
28. Kokstad Golf Club	332,631	12. Bongi Stars Football Club	15,000
29. Kraanskloof Sport	16,000	13. Bosele School for the Blind & Deaf	495,000
30. Kwa Dukuza Municipality	1,399,000	14. Botsikana Secondary School	350,000
31. Kwa-Ndengezi Sports Association	15,000	15. City Pillars F.C.	30,000
32. KwaZulu Natal Baseball	50,000	16. City Rangers Football Club	15,000
33. KwaZulu Natal Golf Union	100,000	17. Dikgeu Primary School	48,110

## BENEFICIARIES

for the year ended 31 March 2005

18. Dimani Agricultural High School	991,384	110. Northern Province Junior Jukskei Union	71,200
19. Dipuwe Primary School	50,000	111. NOTUSSA Region 5	91,080
20. Ditsepu Secondary School	45,845	112. Ntji-Mothapo Primary School	305,000
21. Feke Primary School	50,000	113. Petahenge Junior Secondary School	50,000
22. Fofzoa Primary School	77,520	114. Pfluxanani Early Learning Centre	20,000
23. Fofzoa Primary School	100,000	115. Phaahla Home Tigers FC	12,000
24. Frangipani School for Mentally Disabled	9,790	116. Phulane Primary School	39,472
25. Future Community Development Project	29,000	117. Pietersburg Amateur Wrestling Club	132,000
26. Gaza Primary School	44,000	118. Ramauba Secondary School	50,000
27. Giyani United FC	20,000	119. Ramongwana School	60,000
28. Grace and Love Day Care for Handicapped Children	15,000	120. Real Taj Football Club	15,000
29. Greater Giyani Municipality	1,743,500	121. Refiloe Sports Committee	69,869
30. Greater Tzaneen Sports Council	4,570,030	122. Ritavi Cross Warriors	54,100
31. Hillside Park Primary School	50,000	123. Rivala Early Learning	20,000
32. Hlagatse Primary School	50,000	124. Rixile Zava Early Learning Centre	15,000
33. Hwelereng Primary School	50,000	125. SAFA - Northern Province East Region	482,800
34. Iron Maidens Cricket Club	20,000	126. SAFA Limpopo East Region	134,720
35. Itsoseng Youth Empowerment Project	10,000	127. Sealane Primary School	14,280
36. Jack Morare Primary School	40,000	128. Sefalaulo Primary School	30,000
37. Joint Education Project	31,000	129. Sehlakabje Secondary School	50,000
38. Kelly's Athletic Club	18,000	130. Sekwati Masters Football Club	15,000
39. Kgoedi Primary School	75,550	131. Serobaneng Primary School	50,000
40. Kgohloane Black Brothers	14,305	132. Seroka School	30,000
41. Khanyisa Education Centre	309,029	133. Seshago Cricket Club	50,000
42. Kopjane Primary School	13,664	134. Seshago District Football Ass	25,000
43. Lebowakgomo Peace Makers Football Club	15,000	135. Shayadima Ladies Football Club	24,000
44. Lehumo Royal Football Club	20,000	136. Sibasa District Football Association	15,000
45. Lekane Primary School	205,900	137. Sibasa District Football Association	50,000
46. Leseding Community Development Project	10,600	138. Sikhunyani Day Care Centre	15,000
47. Leweng Primary School	500,000	139. Silawa Early Learning Centre	15,000
48. Limpopo Academy of Sport	1,900,000	140. SJ van der Merwe	14,390
49. Limpopo Academy of Sport	1,505,000	141. Sophonia Chuene Primary School	17,735
50. Limpopo Athletics	1,110,989	142. Soutpansberg Primary School	50,000
51. Limpopo Cricket Union	1,500,000	143. Spa Park Primary School	30,000
52. Limpopo Province United School Sport Association	200,000	144. Sports School of Excellence	15,000
53. Limpopo Softball Association	990,000	145. Stone Breakers Table Tennis	15,000
54. Little Bedfordview Primary School	156,842	146. Sunshine Kids Football Club	15,000
55. Lorraine Banareng School	33,050	147. Thabong Primary School	50,000
56. Love & Peace Football Association	16,000	148. Thamagane Primary School	50,000
57. Mabine Primary School	250,000	149. Thapola-a-Nkona Primary School	50,000
58. Madapha Football Club	94,000	150. The Academy for Sports Excellence	144,670
59. Maebe Primary School	10,000	151. Thengwe Secondary School	507,480
60. Maimane Secondary School	40,000	152. Thivhilaeli Secondary School	267,100
61. Ma-Indis Ladies Football Club	15,000	153. Thulamahashe Soccer Ass	20,000
62. Makadime Secondary School	30,080	154. Thulamela Municipality	1,405,000
63. Makhado Municipality	1,105,200	155. Tiyiselani Mageva Early Learning Centre	15,000
64. Makhado Saints Football Club	15,000	156. Treka Chiefs Football Association	15,000
65. Makhoma Amateur Boxing Club	75,000	157. Tshakuma Athletics Club	50,000
66. Makwarela Sports Dynamics and Guidance Centre	50,000	158. Tshatshingo Potholes F.C.	25,000
67. Maletapu Bold Rangers Football Club	15,000	159. Tshiemuemu Secondary School	50,000
68. Mannyetha Primary School	17,003	160. Tshilidzini Special School	990,000
69. Manyima Development Club FC	50,000	161. Tshitambamunye Primary School	50,000
70. Marie Chiefs Football Club	25,000	162. Vhembe Mufuvha Muravharavha Ass	181,590
71. Maromeng Youth Development Project	86,070	163. Waterberg District Volleyball Assoc	50,000
72. Masebodila Primary School	9,575	164. Ximungwe Athletics Committee	15,000
73. Masemola Morning Stars	30,843	165. Young Stars Community Project	8,000
74. Masemola Morning Stars F.C.	15,000	166. Zoutpansberg Football Ass	50,000
75. Mashabashaba Primary School	15,000		<b>30,890,932</b>
76. Mashishimale School	32,340		
77. Matladi Project High School	125,735	<b>Mpumalanga</b>	
78. Matlala Kyokushin Karate Club	22,000	1. All Nations Football Club	20,000
79. Matsakali Rangers	60,000	2. Ehlanzeni Cricket	16,000
80. Matshangwane	50,000	3. Greater Marble Hall Municipality	1,750,000
81. Matsimela High School	50,000	4. Greater Middelburg Chess Dev. Project	15,000
82. Matsobane Primary School	44,370	5. Itireleng Happy Boys	15,000
83. Mautswi Primary School	50,000	6. Jerusalem High School	45,500
84. Mhalamhala Primary School	50,000	7. Leganabatho Primary School	42,250
85. Migavhini Young Eagles Football Club	21,000	8. Mapondo Primary School	388,000
86. Mmbara Primary School	288,030	9. Mpumalanga Academy of Sport	1,500,000
87. Mmotong Bloodriver Football Association	97,328	10. Mpumalanga Academy of Sports	1,900,000
88. Modume Primary School	209,600	11. Mpumalanga Rugby Union	3,560,000
89. Modume Primary School	50,565	12. Nelspruit Young Lions	15,000
90. Moefadi Primary School	50,000	13. Siyakhana Development Project Centre	347,500
91. Mogol Club	121,000	14. Ubuhlebethu High School	30,700
92. Mokhopo Primary School	50,000	15. Vuzimusi Primary School	203,600
93. Mokhulwane Secondary School	50,000	16. Young Boys School of Excellence FC	15,000
94. Mokone Primary School	50,000		<b>9,863,550</b>
95. Moletjie Athletics Club	54,090	<b>Northern Cape</b>	
96. Mookgophong Blackpool Football Club	15,000	1. Border Technikon	100,000
97. Moshodo Primary School	50,000	2. Burning Leaves Football Club	50,000
98. Motlolatsoku Primary School	14,050	3. Dalton Brothers Football Club	50,000
99. Motadi Secondary School	30,000	4. Diamond Spurs Football Club	18,500
100. Moupo Primary School	19,015	5. Dutoitspan Laerskool	50,000
101. MP Highlanders F.C.	20,000	6. Elizabeth Conradie School	560,000
102. Murunwa Independent Combined School	181,500	7. Everton FC	29,800
103. Musina Local Municipality	175,000	8. Ghetto Spurs F.C.	33,550
104. Musina Local Municipality	2,500,000	9. Griqualand Wet Cricket Club	2,140,000
105. Ndengeza Educare Centre	15,000	10. Hantam Primary School	1,140,000
106. Ngwanamago Primary School	50,000	11. Heros Sokkerklub	50,000
107. Nkowankowa Happy Queens	30,000	12. High School Duineveld	500,000
108. Nkowankowa Two For Joy Football Club	13,424	13. Hoerskool Vaalrivier	655,000
109. Noprussa Southern Region	82,950	14. Juventus Football Club	15,000
		15. Kimberly Masters Football Equipment	10,000

## BENEFICIARIES

for the year ended 31 March 2005

16. Kuruman Primary School	467,000	67. Triest Training Centre	427,500
17. Loveday Netball Club	5,000	68. Vryburg Preparatory School	395,526
18. Namaqualand Cricket Union	50,000		<b>40,990,689</b>
19. Newton Primary School	590,000	<b>Western Cape</b>	
20. Northern Cape Academy of Sport	2,900,000	1. Alpha Surf Lifesaving Club	214,365
21. Northern Cape Academy of Sport	1,400,000	2. Athletics South Western District	500,000
22. Northern Cape Boxing Organisation	222,240	3. Athlone Athletics Baseball Club	1,044,196
23. Northern Cape Urban FET College	750,500	4. Baseball Association of Western Province	300,000
24. Olympics Football Club	33,900	5. Beaufort West Hockey	150,000
25. Phokwane Local Municipality	2,000,000	6. Bitterfontein Primer	15,000
26. Powerboat SA	1,655,000	7. Boland Athletics	300,000
27. Real Madrid FC	50,000	8. Boland Athletics	500,000
28. Rhodesian Sweepers Football Club	15,000	9. Boland College	323,100
29. SA Indoor Cricket Association	54,560	10. Boland Cricket Board	300,000
30. SA Light Tackle Boat	320,640	11. Boland Cricket Board	300,000
31. Sol Plaatjie Municipality	3,192,000	12. Boland Rugby Union	2,133,000
32. Sparrows Football Club	63,966	13. Bonnievale Bowling Club	60,000
33. Swing Low Soccer Club	35,000	14. Brandenburg Primary School	500,000
34. Total Aces Football	66,287	15. Brede River Youth	50,000
35. Total Aces Football Club	50,000	16. Bridgton Junior Secondary School	640,000
36. Upington Tennis Club	15,000	17. Bridgton Secondary School	50,000
37. Venus Primary School	50,000	18. Cederberg Municipality	3,000,000
38. Vryburg Sport & Recreation Union	758,759	19. Ceres Golf Club	150,000
39. Warrenton High School	240,000	20. Chris Burger/Petro Jackson Players Fund	500,000
40. Winserton Forest Football Club	20,000	21. Clanwilliam Secondary School	263,240
	<b>20,406,702</b>	22. Colridge Primary School	425,000
<b>North West</b>		23. Dalweide Primary School	352,456
1. Abraham Kriel Children's Home	890,000	24. Darts South Africa	303,000
2. Academy Football Netball Club	50,000	25. Devonshire Rovers Baseball Club	60,000
3. Blydeville Intermediate School	97,600	26. Devonshire Rovers Football Club	150,000
4. Daeraad School	120,000	27. Diazville High School	785,000
5. Ditsobotla Local Municipality	7,831,230	28. Die Bron Primary School	40,000
6. Edwin Moolusi Primary School	200,000	29. Dysselsdorp Football Association	50,000
7. Fields College	282,420	30. Elsie River High	170,000
8. Fields Strikers Cricket Club	25,000	31. Fish Hoek Surf Lifesaving Club	35,500
9. Ga-Rankuwa Juventus	32,300	32. G- Sport	50,000
10. Geysdorp Secondary School	30,000	33. Garden Village Affiliated Football Club	35,000
11. Golden Arrows Football Club	20,000	34. George Ass for the Physically Disabled	60,000
12. High School Ferdinand Postma	645,000	35. Great Brak River Secondary School	91,983
13. Hoerskool Schoonspruit	324,000	36. Helderberg Cricket Club	14,875
14. Hoerskool Wesvalia	122,876	37. Hermanus Bowling Club	58,320
15. Inter South Africa Football Club	60,000	38. Hillcrest Secondary School	500,000
16. Itsoeng Recreation Centre	30,000	39. Institute for the Blind	37,300
17. Itumeleng Sports & Children Edutainment	20,000	40. Institute for the Blind Industries	68,000
18. Jan Masibi Middle School	18,600	41. Kairos School	119,854
19. Janie Schneider School	21,860	42. Karokop Primary School	510,000
20. Keuhof Special School	100,000	43. Klein Nederburg School	600,000
21. Keurhof Special School	167,000	44. Knysna Marathon Club	37,000
22. Klerksdorp City Council	835,620	45. Knysna Municipality	500,000
23. Koördinerende Skole Kommittee	900,000	46. Langa Football Association	250,000
24. Laerskool Delareyville	587,980	47. Langeberg Secondary School	50,000
25. Lethobong Soccer	93,423	48. Lentegeur School for LSEN	70,000
26. Lichtenburg Primary School	250,000	49. Magnolia Primary School	91,684
27. Mafale Primary School	145,200	50. Matzikama Municipality	1,919,000
28. Mahlwareng Primary School	150,000	51. Mnandi Surf Lifesaving Club	143,090
29. Maruping United Football Club	15,000	52. Mooi-Uitsig Primary School	50,000
30. Meerhof School	138,750	53. Mosselbaai Sport vir Gestremdes	301,850
31. Meirings Park Primary School	150,000	54. National Ass for Blind Bowlers Boland Region	25,000
32. Merafeng Primary School	292,000	55. National Ass for Blind Bowlers Boland Region	55,000
33. Molopo SAPS Sports & Recreation Club	290,000	56. Niko Brummer Primary School	94,000
34. Molopo Wrestling Club	86,650	57. Nine Miles Lifesaving Club	169,600
35. Mooi River Sport Club	184,300	58. Noordhoek Primary School	20,000
36. Mothotlung Junior Aces Football Club	44,900	59. Oudtshoorn Municipality	1,485,000
37. North West Wrestling Association	50,000	60. Overstrand Municipality	2,074,000
38. North West Academy of Sport	1,900,000	61. Parkview Primary School	350,000
39. North West Cricket Ass	1,190,000	62. Paulus Joubert Secondary School	60,000
40. North West School Sport Association	150,000	63. Percy Mdala High School	525,000
41. North West South Netball	923,944	64. Project Chrysalis Fund Western Cape	50,000
42. North West Sports Ass Physically Disabled	50,000	65. Protea College	60,000
43. North West University Hockey Academy	3,675,000	66. Protea Primary School	283,142
44. North West University Mafikeng Campus	1,412,000	67. Recreation Tennis Club	177,636
45. North West University Vaal Triangle Campus	2,030,112	68. Reygersdal Primary School	500,000
46. North West University Vaal Triangle Campus	1,545,601	69. Rhadsport Cycling	10,000
47. NOWESSA Football	150,000	70. Riebeeck West Primary School	180,000
48. NW Sport Association Intellectually Imp	687,841	71. Riverlands Primary School	50,000
49. Orkney Golf Club	277,500	72. Riviersonderend Primary School	30,000
50. Ottosdal Cricket Club	15,000	73. Robertson Rugby Football Club	50,000
51. Potchefstroom City Council	380,000	74. SA Sport Ass for the Intellectually Impaired	1,501,700
52. Potchefstroom City Council	934,000	75. SAFA - Western Province	166,900
53. Potchefstroom City Council	558,000	76. Saldanha Primary School	275,011
54. Potchefstroom City Council	1,014,600	77. Saturnus Primary School	100,000
55. Potchefstroom Country Club	128,000	78. Sea Water Football Club	25,500
56. Potchefstroom High School For Boys	298,476	79. Somerset West Country Club	500,000
57. Romaine High School	953,610	80. Somerset West Croquet Club	348,000
58. Retief Primary School	22,500	81. South Western District United School Sports Assoc	50,000
59. Rustenburg Football Association	50,000	82. South Western Districts Baseball Union	557,000
60. Selelo Primary School	84,620	83. Sports Science Institute	244,000
61. Setla-Kgobi Local Municipality	5,078,700	84. St Helena Bay School	811,167
62. Setlopo Science & Commerce School	50,000	85. Steenberg Secondary School	499,776
63. Skuurlik Young Stars - Under 14	20,000	86. Stellenbosch Work Centre for Adult Persons with a Disability	14,416
64. Sol Plaatjie Primary School	262,200	87. Stellenzicht Secondary School	50,000
65. Thusang Primary School	892,750	88. Strand Surf Lifesaving Club	86,680
66. Tlamelang Special School	131,500	89. Strandfontein Surf Lifesaving	484,585

## BENEFICIARIES

for the year ended 31 March 2005

90. Superkids Cricket	15,000
91. Swartland Municipality	1,910,000
92. SWDFRU	2,460,510
93. SWDRFU	2,275,000
94. The League of Friends of the Blind	52,700
95. The League of Friends of the Blind	50,000
96. Tygerburg Softball Club	15,000
97. U & I School of Dance	6,000
98. University of Western Cape	1,048,528
99. Veldrif High School	490,000
100. Victoria Cricket Club	50,000
101. Viking Surf Lifesaving Club	25,000
102. Villagers Squash Club	508,884
103. VOB Baseball and Softball Club	1,340,000
104. Vooruitsig Primary School	120,000
105. Vooruitsig Primary School	135,318
106. Vredenburg Primary School	240,000
107. Weltevrede High School	280,000
108. Western Cape Academy of Sport	1,939,945
109. Western Cape Bowls Academy	270,180
110. Western Cape Sport Academy	2,900,000
111. Western Province Cricket Association	300,000
112. Western Province Lifesaving	146,890
113. Western Province Motor Club	1,000,000
114. Western Province Netball Union	16,500
115. Western Province Tennis	300,947
116. Western Province Weightlifting Ass	160,000
117. Women's High Performance	205,000
118. Women's High Performance Artistic Gymnastics	135,000
119. Worcester Martial Arts, Sport & Fitness	50,000
120. WP Table Tennis	137,500
121. Young Cosmos Football and Netball Club	60,000
122. Young Gardens Rugby Football Club	40,000
123. Young Protease Rugby Football Club	15,000
	<b>49,883,828</b>
<b>TOTAL: SPORTS &amp; RECREATION</b>	<b>389,198,945</b>
<b>MISCELLANEOUS PURPOSES</b>	
1. Commission on Gender Equality	633,000
<b>TOTAL: MISCELLANEOUS PURPOSES</b>	<b>633,000</b>