



ANNUAL REPORT 2006





NATIONAL LOTTERIES BOARD

Registered address:

the dti Campus
2nd Floor, Block D
77 Meintjes Street
Sunnyside
Pretoria
0002

Postal address:

P O Box 1556
Brooklyn Square
Pretoria
0075

Telephone:
Fax:
Information Centre:
Website:

+27-12-394 3440
+27-12-394 0452
08600 65383
www.nlb.org.za

Auditors:

Auditor-General

Bankers:

ABSA
Nedbank
Standard Bank
First National Bank
Rand Merchant Bank







CHAIRPERSON'S MESSAGE

As the industry regulator, we are once again satisfied that the past year has been a successful one for the National Lottery in as much as we continue to reach the R1 billion a year mark in allocations to good causes while ensuring that the National Lottery is conducted with utmost integrity and in terms of the provisions in the Lotteries Act (No 57 of 1997).

The adjudication of applications for funding to good causes has been made possible by Drs. Teboho Maitse, Prins Nevhutalu and Joe Phaahla and their respective Distributing Agency teams of dedicated experts who allocated R1,273 billion to 2 039 beneficiary groups in the last financial year. This brings the total allocated to over 9 000 National Lottery Distribution Fund (NLDTF) beneficiaries to more than R4,6 billion.

In helping to make the lives of the less fortunate in our country more bearable, we have to thank all the participants in the National Lottery without whom our efforts will not have been possible. Through the contributions of the South African lottery players many welfare organisations could continue with their sterling efforts to support the vulnerable in their communities. Funds allocated to the Charities sector have also been used to support the efforts of our animal welfare groups. Our sporting heroes have participated in international events and many of our country's neglected sports facilities have been upgraded. Most of the arts festivals and productions in our country have also been made possible because of support from the NLDTF. Funding from the NLDTF has also ensured that we preserve and clean up our environment as well as preserve our rich cultural history through NLDTF-funded projects across the country.

The term of office of the Distributing Agency Members came to an end of March 2006. I would like to extend the sincerest gratitude of my Board and myself to the Distributing Agency Members for their endeavours and high achievements during their tenure. You have helped make a difference to the lives of those less fortunate in our country and we wish you well in your future activities.

It is envisaged that the new Distributing Agency teams will be appointed in July 2006 by the Minister of Trade and Industry after consultation with his relevant Cabinet colleagues.

The beginning of the next financial year marks the beginning of the last year of the current seven-year licence period of Uthingo Management (Pty) Ltd. The Board has evaluated the proposals submitted and the new Licence To Operate The National Lottery will be signed by the end of September 2006. To this effect I would like to thank the Members of the Board and the CEO, Prof. Ram, for their evaluation of the proposals and for their commitment in ensuring that the best proposal was recommended for the next licence period.

We have also pursued in our endeavour to eradicate illegal lotteries. The Board has sought counsel and is engaged in two court cases to stop two illegal lotteries. We will continue to stop all lotteries that are not operated within the prescriptions of the Lotteries Act and related regulations.

For the great achievements of the National Lotteries Board, I would like to express my appreciation to:

- Dr. Oupa Monamodi and his team at Uthingo Management for the high standard in which the National Lottery is conducted;
- to the CEO of the National Lotteries Board, Prof Ram, and his staff; and
- the Consumer and Corporate Regulation Division of the Department of Trade & Industry for their support in achieving the goals set out by the Board.

Joe Foster
Chairperson





ACTIVITIES OF THE BOARD

For the period under review, we can report on the following activities:

EVALUATION OF BID PROPOSALS

The first Licence To Operate the National Lottery, currently held by Uthingo Management (Pty) Ltd comes to an end at the end of April 2007. In order for there to be a smooth transition from the first to the second licence period, a Request For Proposals to operate the National Lottery for the next Licence period was published in July 2005. Four consortia submitted proposals on 30 November 2005.

The Members of the Board and the CEO were tasked with the evaluation of the proposals. This process began in the first week of December 2005 with reference site visits conducted from 16 February to 11 March 2006.

An independent evaluation of the process was conducted by Grant Thornton. It is envisaged that the announcement of the preferred bidder will be made by the Honourable Minister of Trade and Industry in July 2006.

Licence negotiations will ensue and the new Licence to operate the National Lottery will be signed on 30 September 2006.

THE NATIONAL LOTTERY

The National Lottery produced a total of 1 15 millionaires in the period under review and millions of South Africans have won prizes in the other six prize categories. This brings the total number of Lotto millionaires to 602 since the launch of the National Lottery in March 2000.

The highest level of sales recorded in any draw was R80,577,410 (LOTTO and LOTTO Plus) in Draw Number 543 for the guaranteed R30 million jackpot on 4 March 2006.

LOTTO and LOTTO Plus millionaires per Province for period under review:

Province	Total
Gauteng	40
KZN	26
Western Cape	24
Eastern Cape	6
North West	6
Mpumalanga	5
Limpopo	4
Free State	3
Northern Cape	1


Ticket Sales per Province for the period under review (LOTTO and LOTTO Plus):

Province	Ticket Sales R million
Gauteng	1 583
Western Cape	694
KwaZulu Natal	573
Eastern Cape	291
Mpumalanga	259
North West	254
Free State	199
Limpopo	196
Northern Cape	134
Grand Total (incl. VAT)	4 183

Salient Lottery facts for the year under review are as follows:

Prize Winners	55 229 532
Millionaires	115
Rollovers	42 (LOTTO)
Highest Estimated Jackpot	R34 million
Highest Prize	R34,3 million
Average Number of Players per Week	6 300 000 transactions
Total Ticket Sales (incl. VAT):	
LOTTO, LOTTO Plus, Wina Manje & SportStake	R4,40 billion
Highest Weekly LOTTO Sales.	R116 million
Total Prizes Paid	R2,06 billion
Total Contribution to NLDTF	R1,23 billion
Total Allocated to Good Causes	R1,27 billion

Terminal Rollout:

	31 March 2006	31 March 2005
SA Post Office	617	559
Chain Stores	1 690	1 574
Independent Retailers	4 796	4 838
Forecourts	922	754
Total	8 025	7 725

In the period under review, there have been 8 025 online terminals capable of selling tickets. This figure excludes the terminals that are installed and connected to the network, but that have been suppressed and therefore not capable of selling tickets.

Fraud and Copyright Issues:

There have been 51 attempts to defraud the National Lottery. The status of these attempts is indicated in the table below. There have been no cases of copyright infringements.

Cases withdrawn by the prosecutor	2
Cases in Court	3
Cases pending investigation	5
Convictions	3
Resolved by Uthingo Security Staff	38



Performance Standard Measures of Uthingo Management, operator of the National Lottery:

As part of its bid commitments and during Licence negotiations, Uthingo and the Board agreed on a set of performance measures in respect of the National Lottery. The set of measures currently used will be extended as the National Lottery evolves and new activities are added. The more important measures are indicated in the table that follows:

Performance Area	Measure	Attained
Availability of Online Facilities (Central Systems)	99.98%	99.93%
Availability of Network	99.60%	99.93%
Terminal Reliability (number of unscheduled repair visits per year per terminal)	2.0	1.03
Timeliness of Payments to the NLDTF	100%	100%
System Validation of Online prizes on the morning after draw	98%	99.80%
Payments of Walk-in claims exceeding R50 000 in less than 1 hour	90%	98.90%
Processing of undisputed postal claims and cheques dispatched within 5 days	80%	99.60%
Processing of damaged online tickets and cheques posted within 20 days	90%	100%
Player Relations: Replies required by mail within 5 days	95%	100%
Player Relations: Answering of Calls within 5 seconds - Peak	65%	98.19%
Player Relations: Answering of Calls within 5 seconds - Off-peak	90%	98.78%
Player Relations: Complaints resolved within 10 days	85%	97.80%

Responsible Play Programme activities:

In addition to awareness campaigns with members of the public, the Responsible Play Programme focused on ensuring that all print, electronic and billboard advertisements carry the Responsible Play logo. Responsible Play promotional items were distributed at the Cape Town remote draw in early December. Presenters asked participants RPP-related questions and gave out the promotional items as prizes, which are educational and aimed to promote public awareness.

SOCIETY AND OTHER LOTTERIES

Regulations in respect of Society and Other Lotteries were promulgated on 18 April 2000 in Government Gazette No. 21119.

In terms of the regulations, societies (non profit organisations) that wish to raise funds through lottery-type competitions must first register with the National Lotteries Board and comply with requirements of the regulations. In doing so, all organisations are obliged to inform the Board of each competition they run. The regulations also govern, amongst others, the amount that can be raised in each lottery, the frequency of lotteries and the amount that can be allocated to legitimate expenses. Organisations are afforded the opportunity to apply for exemptions, should they so require.

Applications for Registration

	Received	Approved	Declined	Outstanding
Applications for Society Registration	6	4	0	2
Applications for Scheme Registration	36	27	4	5

Application for Exemption

Reg. Number	Name of Society	Draw Date	Nature of Exemption Granted
00008	St. Luke's Hospice	12 Draws per annum	Exemption for level of expenses
00025	Reach for a Dream Foundation	09/07/06	Exemption for level of expenses
00058	Wildlife & Environment Society of South Africa	31/03/06	Exemption for level of expenses
00067	Carel Du Toit Trust	31/03/06	Exemption for level of expenses



ILLEGAL LOTTERIES

The Board has instituted litigation in the High Court against Firststrand Bank Limited, which is conducting the "Million a Month" competition, as well as against the South African Children's Charity Trust and the SABC for conducting and promoting the "Winikhaya competition" as both competitions are deemed illegal lotteries because they contravene the Lotteries Act.

PROMOTIONAL COMPETITIONS

As the industry watchdog, the National Lotteries Board is becoming aware of more illegal lotteries, many of which are conducted through cell phones.

The Board is not opposed to companies promoting their goods and services through competitions, provided that all legislation is adhered to. It has come to the attention of the Board that there are some companies who under the guise of competitions are in fact running illegal lotteries. Many of these are conducted through cell phones.

Participants are charged rates higher than the normal cell phone charges. In terms of the Act this is not allowed and it is the intention of the Board to clamp down on these competitions and the public has been advised through media releases and interviews that participation in such lotteries is illegal.


The Department of Trade and Industry has recommended that the section on promotional competitions in the Lotteries Act and the regulations on promotional competitions be incorporated in the Consumer Bill. This has been drafted and published for comment and might become law in the next year. The Board, however, continues to police the operations of promotional competitions by taking appropriate legal action against offenders that conduct unlawful competitions.

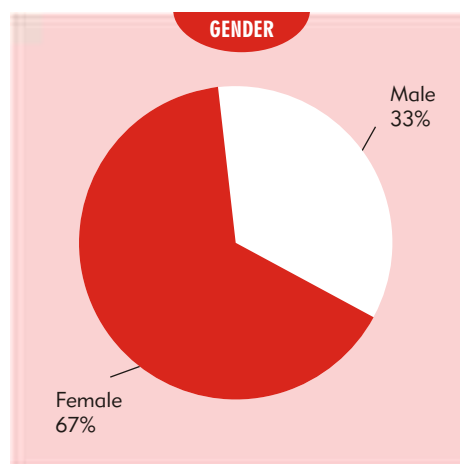
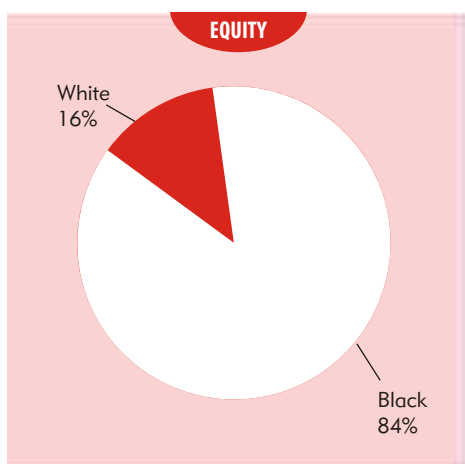
STAFF OF THE BOARD

At the end of March 2006, there were 51 employees of the Board, 50 of whom are South African. The female component of the Board's staff is 34 (67%), one of whom is a previously disadvantaged person with a physical disability.

The Board is committed to equity and redress. In appointing new staff, every effort is made to give preference to applicants from previously disadvantaged groups. 84% of the Board's staff is black.

	African	Coloured	Indian	White
Executive Management	2	1	1	1
Staff	34	1	2	7
TOTAL	36	2	3	8





PERFORMANCE AGAINST PRE-DETERMINED OBJECTIVES

Since the Board is a regulator, and since the process of regulation and its outcomes are very difficult to predict and to plan for, the Board relies on the specification of its functions in the Lotteries Act and directions given to it by the Minister of Trade and Industry as the primary objectives of its operation and performance. The National Treasury has supported this view. Specifically, these objectives and the Board's performance against them are presented below.

Objective	Boards Performance
Ensure that the National Lottery and Sport Pools are conducted with all due propriety.	<ul style="list-style-type: none"> · All employees of the operator and the Board undergo probity checks periodically. · Continuous monitoring of the Operator's control and security environments through regular compliance programmes. · To date, the integrity of the National Lottery has not been compromised.
Ensure that the interest of every participant in the National Lottery is adequately protected.	<ul style="list-style-type: none"> · Continuous monitoring of the gaming and prize payment environments and the Operator's call centre. · Compliance visits to the live draw. · Compliance visits to retailers.
Ensure that the net proceeds of the National Lottery are as large as possible.	<ul style="list-style-type: none"> · Continuous monitoring of Sales and Prizes and the tranche calculations specified in the Licence. · Continuous monitoring of ancillary revenue. · Continuous monitoring of all categories of expenditure incurred by the Operator.
Administer the National Lottery Distribution Trust fund (NLDTF) and hold it in trust.	<ul style="list-style-type: none"> · Tight controls on the receipt and investment of monies generated. · Tight controls on the disbursement of monies to beneficiaries.
Monitor, regulate and police lotteries incidental to exempt entertainment, private lotteries, society lotteries and any competition contemplated in Section 54 of the Lotteries Act.	<ul style="list-style-type: none"> · Continuous monitoring of lottery related activity in the market. · Processes in place for registration of lottery managers, operators and fundraising schemes.
Advise the Minister on percentages of money to be allocated in terms of Section 26(3) of the Lotteries Act.	<ul style="list-style-type: none"> · The Board has since made four proposals regarding the allocation of monies. Three have been approved. The current proposal is under consideration by the Minister.



Advise the Minister on the efficacy of legislation pertaining to lotteries and ancillary matters.	· The Board has since made proposals to the Minister regarding amendments to the Lotteries Act on three occasions. Two amendments have already been implemented.
Advise the Minister on establishing and implementing a social responsibility program in respect of lotteries.	· The Board, in conjunction with the Operator, has a comprehensive social responsibility programme. The Board monitors the programme annually.
Administer and invest the money paid into the National Lottery Distribution Trust Fund in accordance with the Lotteries Act.	· The Board has received approval from the Minister of Finance for its investment strategy and currently invests in strict accordance with this policy.
Make such arrangements as may be specified in the licence for the protection of prize monies and sums for distribution.	· The Board has, at the start up of the Lottery, approved and authorised the various trusts to hold monies reserved for outstanding prizes. The status of these trusts is monitored continually.
Provide the administrative and management support to the Distribution Agencies for the purposes of grant making.	· The Board has set up the Central Applications Office and has to date, in cooperation with the Distributing Agencies, allocated in excess of 9 000 grants totalling R4,6 billion · The current cost to disbursement is below 2%. The international average is approximately 11%.

The Board has initiated the development of measurable outcomes in respect of its efficiency in the area of grant disbursements and the throughput in the Central Applications Office. While these are in the process of being refined, the following figures reflect the throughput performance of the office for the period under review:

Disbursements:	Actual = R1,02 billion (Budgeted = R1 billion)
Turnaround Times:	
Application to adjudication	Actual average = 18 weeks (Standard = 8 weeks)
Adjudication to payment	Actual average = 6 weeks (Standard = 8 weeks)

NATIONAL LOTTERY DISTRIBUTION TRUST FUND (NLDTF)

In terms of the Lotteries Act, the Board is the trustee of the NLDTF and reports on its activities to Parliament through the Department of Trade and Industry. The Board also serves as the Distributing Agency for Miscellaneous Purposes.

The Distributing Agencies

The Minister of Trade and Industry appoints the Members to the three Distributing Agencies. It is the duty of the Distributing Agency Members to advise in terms of policy for the allocation of funds and to adjudicate applications received. The Distributing Agencies were set up in December 2000. The term of office of the Distributing Agency Members came to an end on 31 March 2006.

The Department of Trade and Industry is in the process of finalising the appointment of the new Distributing Agencies. The process is expected to be completed by the end of July 2006. This will result in the process of adjudication of applications received by the advertised deadlines being longer than in previous years.

Since the setting up of the Distributing Agencies in December 2000, the following Members have served their respective sectors:

Arts, Culture & National Heritage

Dr. Prins Nevhutalu (Chairperson)
Dr. Tanya Abrahamse
Ms. Nicola Danby
Mrs. Pumla Madiba
Mr. Eddie Mbalu



Mr. Fundisile Mketeni
Mrs. Doreen Nteta
Dr. Razeena Wagiet

Charities

Dr. Teboho Maitse (Chairperson)
Mr. Vincent Daniels
Mrs. Margaret Grobbelaar
Mr. Arthur Magerman
Mr. Musa Madonsela
Dr. Joyce Matube
Ms. Marilyn Setlalentoa
Mr. Henry Shaw

Sport & Recreation

Dr. Joe Phaahla (Chairperson)
Mr. Edwin Bennet
Mr. Danny Jordaan
Ms. Hajera Kajee
Mrs. Motlatsi Keikabile
Mr. Gideon Sam
Mr. Jappie Sibanyoni
Ms. Kedi Tshoma (deceased)
Mrs. Célest Van Niekerk



The call for applications (and deadlines) for the Charities; Arts, Culture and National Heritage and Sport and Recreation categories in the period under review was advertised as follows:

Sport & Recreation:

27 February 2005 (deadline: 14.04.2005)

Charities:

2 May 2005 (deadline: 29.07.2005)

Arts, Culture & National Heritage:

4 September 2005 (deadline: 04.11.2005)

All the applications received in the Sport & Recreation sector have been adjudicated by the end of the term of the Distributing Agencies. In the Charities sector the call for applications was later than previous years resulting in 75% of the applications being adjudicated. Due to the late closing date for the Arts sector (November 2005) and vast range of projects to be considered, only 8% of the applications have been adjudicated by the end of March 2006. The process of adjudication will continue with the appointment of the new Distributing Agencies.

Criteria and focus areas

In order to be considered for funding all applicants had to submit the following documentation by the advertised deadline:

1. The prescribed Application Form, duly completed and signed;
2. Constitution, Articles of Association, Trust Deed or Founding Document;
3. Proof of registration as a non-profit organisation;
4. Project Business Plan with supporting documentation; and
5. Audited Financial Statements for the past two years.

Further, funding is only available to organisations whose founding documents clearly state that the income and property of the organisation is not distributable to its members, employees or managers, except as reasonable compensation for services rendered.

The determination of priority areas and the adjudication of applications is the responsibility of the Members of the Distributing Agencies of each of the categories.

The focus for **Arts, Culture & National Heritage** sector could be categorised as follows:

- Projects of National significance inter alia tours, exhibitions, infrastructure development and the restoration and acquisition of South African works.
- Development of the arts, heritage, indigenous knowledge and environment in the more rural areas of the country.
- Creative development and the production of new works with a strong South African flavour.
- Festivals where there is support and partnership with the local community.
- Film production



- Public art linked to urban renewal.
- Architectural, archaeological and living heritage conservation/preservation; indigenous knowledge systems and the development of heritage sites.
- Biodiversity conservation; waste management; planting of indigenous plants and trees; youth environmental education; and youth activities that encouraged partnerships.

The **Charities Distributing Agency** called for applications from organisations serving the needs of children, the youth, socially vulnerable groups (e.g. elderly, women, and disabled) and people living with HIV/AIDS. The focus was also on:

- Community and residential programmes.
- Capacity building and poverty alleviation in areas that are under-resourced and under-served.
- Literacy and numeracy programmes (ABET).
- Development of under-developed social service organisations.
- Early childhood development.

Organisations in the above two sectors who did not meet the requirements were allowed to apply in partnership with registered and established organisations, who would serve as mentors until the assisted organisations would be in apposition to apply for funding independently. There has to be a signed, formal working agreement between the two parties. Assisted organisations had to show that they were already underway in ensuring that they would in future meet qualifying requirements.

The Distributing Agency for **Sport and Recreation** identified as their priority areas:

- Existing sports facilities/clubs that lacked sports equipment.
- The upgrading and/or renovation of existing sports facilities.
- Training institutions/organisations running training programmes for capacity building for sport i.e. Managers, coaches, administrators, technical officials.
- Preparation and delivery of National teams to major international events.
- Hosting of major international events.

Special consideration was given where the activities of organisations applying for funding from the Sport and Recreation Distributing Agency benefited people in rural areas and vulnerable groups such as women, the youth, people with disabilities and the elderly.

No funds were reserved for, or allocated to, the **Reconstruction and Development Programme (RDP)**. The Board expects the amendment to the Lotteries Act for the distribution of funds allocated for this purpose to be finalised in the next financial year.

The Board, as Distributing Agency for **Miscellaneous Purposes**, does not call for applications. However, it does consider applications for projects of National significance that fall outside the mandate of the sectors catering for Arts, Culture and National Heritage; Charities; and Sport and Recreation.

NLDTF ALLOCATIONS

For the period 01 April 2005 to 31 March 2006, the breakdown of the funding process is as follows:

Category	Amount Available for Distribution R million	No. Of Approved Beneficiaries	Amount Allocated R million
Arts, Culture & National Heritage	507	192	228,8 (45%)
Charities	815	1 051	625,6 (77%)
Miscellaneous Purposes	91	1	9,3 (10%)
RDP	-	-	-
Sport & Recreation	398	795	409,6 (103%)
TOTAL	1 811	2 039	1 273,3 (70%)



For the period 01 April 2005 to 31 March 2006, the distribution of good cause monies per province and per sector is as follows:

	Arts, Culture & National Heritage	Charities	Sport & Recreation	Miscellaneous Purposes	TOTAL
	R million	R million	R million	R million	R million
National Bodies	0,8	132,2	155,6	9,3	297,9
Eastern Cape	30,3	54,6	21,3	-	106,2
Free State	2,6	29,8	37,2	-	69,6
Gauteng	94,7	165,2	49,4	-	309,3
KwaZulu Natal	31,5	53,2	20,4	-	105,1
Limpopo	5,9	17,1	26,7	-	49,7
Mpumalanga	4,3	22,3	11,6	-	38,2
Northern Cape	11,6	15,0	23,4	-	50,0
North West	2,8	45,5	35,5	-	83,8
Western Cape	44,3	90,7	28,5	-	163,5
TOTAL	228,8	625,6	409,6	9,3	1 273,3

For a detailed list of all allocations in the period under review, please refer to pages 52 to 64.

Included in the detailed list are conditional allocations that we are obliged to accrue for. In the event of conditions not being met, this will be rectified in the next financial year.





Report of the Audit Committee required by Treasury Regulations 27.1.7 and 27.1.10(b) and (c) issued in terms of the Public Finance Management Act 1 of 1999, as amended by Act 29 of 1999

We are pleased to present our report for the financial year ended 31 March 2006.

Audit Committee Members and Attendance

The audit committee consists of the members listed hereunder and meets at least twice per annum as per its approved terms of reference. During the current year eight meetings were held.

Name of Member	Meetings Attended
N Axten (Chairperson)	8
R Nayager	2
JFJ Scheepers	8
S Thomas	8

The external auditors, the Chief Executive Officer, internal auditors as well as the Chief Financial Officer have a standing invitation for audit committee meetings and have attended most of the meetings during the year under review.

Currently the audit committee comprises 4 members with all the members from outside the public service.

Audit Committee Responsibility

The Audit Committee reports that it has adopted appropriate formal terms of reference as its audit committee policy, has regulated its affairs in compliance with this policy and has discharged its responsibilities as contained therein.

The Effectiveness of Internal Control

External audit management letters and reports were reviewed to ensure that significant matters raised in the aforementioned management letters and reports are timeously addressed and rectified.

Quality of Management Reports

The committee is satisfied that the policies and procedures implemented by management were sufficient to ensure that the accounting and information systems and related controls are adequate and effective.

Internal Audit Function

Following our physical move to the new Department of Trade & Industry campus, we have assessed the extent of the infrastructure and the possibility of shared services for internal audit as envisaged by the Department of Trade & Industry group. During April 2005 we received notification from the Department of Trade & Industry that the possibility of shared internal audit services was not going to be implemented in the foreseeable future.

At an Audit Committee and Internal Audit workshop conducted during June 2005 corrective measures were discussed and it was decided to outsource the Internal Audit function. After due process of inviting tenders, a firm of Chartered Accountants was appointed on 1 March 2006 and they are operational at present.

Distributing Agencies

It is of concern to the committee that the appointment, by the Department of Trade & Industry, of the new members of the Distributing Agencies was only effected in July 2006. Since the expiration of the term of the previous Distributing Agencies on 31 March 2006, no further allocations were made. This could result in a Reputational Risk to the lottery.



Evaluation of Financial Statements

The Annual Financial Statements of the National Lotteries Board and the National Lottery Distribution Trust Fund were reviewed and the approval thereof recommended to the Board.

The Audit Committee concurs and accepts the conclusions of the Auditor-General on the Annual Financial Statements of the National Lotteries Board and the National Lottery Distribution Trust Fund and is of the opinion that the audited financial statements be accepted and read together with the report of the Auditor-General.

A handwritten signature in black ink, appearing to read 'Norman Axten', enclosed in a rectangular box.

Norman Axten

Chairperson of the Audit Committee

28 July 2006



The Board Members present their eighth Annual Report, which forms part of the audited Financial Statements of the National Lotteries Board (NLB) and the National Lottery Distribution Trust Fund (NLDTF) for the year ended 31 March 2006.

1 NATURE OF OPERATIONS

The NLB is the regulator of the National Lottery. Uthingo Management (Pty) Ltd is a private company that operates the National Lottery under licence from the Government. The Operator pays monies into the NLDTF in terms of the licence agreement. These proceeds are destined for good causes as specified in the Lotteries Act, 1997 (Act No. 57 of 1997) and allocated to deserving applicants by Distributing Agencies appointed by the Minister of Trade and Industry. The NLB manages the NLDTF and accounts for all running costs. The NLB withdraws the necessary funds required from the NLDTF, based on overall annual budget approval by the Minister of Trade and Industry.

2 STATEMENT OF RESPONSIBILITY

The Board Members are responsible for the maintenance of adequate accounting records and the preparation and integrity of the financial statements and the related information. The auditors are responsible to report on the fair presentation of the financial statements. The financial statements have been prepared in accordance with the basis of preparation as set out in the accounting policies notes to the NLB and NLDTF's financial statements and in the manner required by the Public Finance Management Act, 1999.

The Board Members are also responsible for the entity's system of internal financial control. These are designed to provide reasonable, but not absolute assurance as to the reliability of the financial statements, and to adequately safeguard, verify and maintain accountability of the assets, and to prevent and detect misstatement and loss. Nothing has come to the attention of the Board to indicate that any material breakdown in the functioning of these controls, procedures and system has occurred during the year under review.

The financial statements have been prepared on the going concern basis, since the Board Members have every reason to believe that the Board has adequate resources in place to continue in operation for the foreseeable future.

3 OPERATING AND FINANCIAL REVIEW

The financial results of the NLB and the NLDTF are fully dealt with in the attached Financial Statements.

Being a regulatory body, the Board's objectives are prescribed in the Lotteries Act. It is the Board's continuous aim to meet or exceed these objectives. The Chairperson's report covers all accomplishments in greater detail.

The term of office of the Distributing Agency Members was extended by the Honourable Minister of Trade & Industry to 31 March 2006. With regard to new appointments, the public nomination process was completed by the Department of Trade & Industry, and the shortlist of candidates was vetted by National Intelligence. It is envisaged that the announcement of the new Distributing Agency Members will be made during July 2006.

4 MEMBERS OF THE BOARD

Mr. Joe Foster(Chairperson)	re-appointed 03/12/2003
Mr. Norman Axten	re-appointed 03/12/2003
Ms. Nora Fakude-Nkuna	re-appointed 03/12/2003
Mr. Henry Makgothi	re-appointed 03/12/2003
Ms. Shelley Thomas	re-appointed 03/12/2003
Ms. Astrid Ludin	appointed 03/12/2003
Mr. George Negota	appointed 03/12/2003

5 EMOLUMENTS AND REMUNERATION

The notes to the Financial Statements provide full disclosure in respect of Board Members' emoluments, Distributing Agency emoluments, Audit Committee emoluments and Senior Management remuneration.

6 MATERIAL EVENTS AFTER YEAR END

No matter which is otherwise material to the financial affairs of the NLB or the NLDTF has occurred between the reporting date and the date of approval of the Financial Statements.



7 MATERIALITY FRAMEWORK IN TERMS OF TREASURY REGULATION 28.1.5.

During the year under review for purposes of material (sections 50(1), 55(2) and 66(1) of the Public Finance Management Act) and significant (section 54 (2) of the Public Finance Management Act), the Board developed and agreed a framework of acceptable levels of materiality and significance with the Minister of Trade & Industry in consultation with the external auditors.

8 INTERNAL AUDIT

Treasury Regulation 27 requires internal audits to be conducted in accordance with the standards set by the Institute of Internal Auditors. Since the notification from the Department of Trade & Industry that the possibility of shared internal audit services was not to materialise in the foreseeable future, the Board has outsourced the internal audit function to SAB & T Inc. Chartered Accountants (SA). Although their appointment was effectively only in the last quarter of the financial year, we believe they have made substantial progress in terms of risk assessment as well as the evaluation of our policies and procedures.

9 EXTERNAL AUDIT

The Auditor-General will continue to perform the statutory audit in accordance with the Lotteries Act, 1997 (Act No. 57 of 1997) and the Public Finance Management Act, 1999 (Act No. 1 of 1999).

The Financial statements set out on pages 20 to 37 for the National Lotteries Board and pages 41 to 51 for the National Lottery Distribution Trust Fund were approved by the Board and are signed on their behalf.



J A Foster

Chairperson


28 July 2006



V Ram

Chief Executive Officer





NATIONAL LOTTERIES BOARD (NLB)

ANNUAL FINANCIAL STATEMENTS
for the year ended 31 March 2006



1. AUDIT ASSIGNMENT

The financial statements as set out on pages 16 to 17 and 20 to 37, for the year ended 31 March 2006, have been audited in terms of section 188 of the Constitution of the Republic of South Africa, 1996, read with sections 4 and 20 of the Public Audit Act, 2004 (Act No. 25 of 2004) and section 12(4) of the National Lotteries Act, 1997 (Act No. 57 of 1997). These financial statements are the responsibility of the accounting authority. My responsibility is to express an opinion on these financial statements, based on the audit.

2. SCOPE

The audit was conducted in accordance with the International Standards on Auditing read with General Notice 544 of 2006, issued in Government Gazette no. 28723 of 10 April 2006 and General Notice 808 of 2006, issued in Government Gazette no. 28954 of 23 June 2006. Those standards require that I plan and perform the audit to obtain reasonable assurance that the financial statements are free of material misstatement.

An audit includes:

- examining, on a test basis, evidence supporting the amounts and disclosures in the financial statements
- assessing the accounting principles used and significant estimates made by management
- evaluating the overall financial statement presentation.

I believe that the audit provides a reasonable basis for my opinion.

3. BASIS OF ACCOUNTING

The entity's policy is to prepare financial statements on the basis of accounting determined by the National Treasury, as described in note 1 of the accounting policies to the financial statements.

4. AUDIT OPINION

In my opinion the financial statements present fairly, in all material respects, the financial position of the National Lotteries Board (NLB) at 31 March 2006 and the results of its operations and its cash flows for the year then ended, in accordance with the basis of accounting determined by the National Treasury of South Africa, as described in note 1 of the accounting policies to the financial statements, and in the manner required by the Public Finance Management Act, 1999 (Act No. 1 of 1999).

5. EMPHASIS OF MATTER

Without qualifying the audit opinion, attention is drawn to the following matter:

5.1 Internal audit

As disclosed in paragraph 8 of the Board report, Treasury Regulation 27 requires internal audits to be conducted in accordance with the standards set by the Institute of Internal Auditors. Although the NLB has outsourced the internal audit function to an audit firm during the last quarter of the financial year under review, an effective internal audit function did not exist for the major portion of the year.

6. APPRECIATION

The assistance rendered by the staff of the NLB during the audit is sincerely appreciated.

F Joubert for Auditor-General

Pretoria

31 July 2006



STATEMENT OF FINANCIAL PERFORMANCE
for the year ended 31 March 2006



	NOTES	2006 R'000	2005 R'000
REVENUE			
Transfers and subsidies received	1	11 735	16 618
Surplus on disposal of fixed assets	2	-	1
Licence fees	3	228	228
Application fee for Licence to conduct National Lottery	4	8 000	-
Other income	5	692	51
Total Revenue		20 655	16 898
EXPENDITURE			
Administrative expenses	6	5 702	4 472
Staff costs	7	10 200	9 325
Audit fees	8	633	508
Other operating expenses	9	4 096	2 234
Depreciation and amortisation	10	208	428
Total Expenditure		20 839	16 967
Deficit From Operations		(184)	(69)
Finance income	11	184	69
Surplus For The Year		-	-



STATEMENT OF FINANCIAL POSITION

as at 31 March 2006




	NOTES	2006 R'000	2005 R'000
ASSETS			
Non-current assets			
Property, plant and equipment	12	649	528
Intangible assets	13	299	67
		948	595
Current assets			
Investments in securities	14	147 448	136 736
Trade and other receivables	15	3 490	209
Prepayments and advances	16	14	15
Cash and cash equivalents	17	3 943	1 063
		154 895	138 023
Total assets		155 843	138 618
LIABILITIES			
Current liabilities			
Trade and other payables	18	155 843	138 390
Current portion of deferred income	19	-	228
		155 843	138 618
Total liabilities		155 843	138 618



STATEMENT OF CHANGES IN NET ASSETS
for the year ended 31 March 2006



	Accumulated Surplus R'000
Balance at 1 April 2004	-
Net surplus for the year	-
Balance at 1 April 2005	-
Net surplus for the year	-
Balance at 31 March 2006	-



CASH FLOW STATEMENT

for the year ended 31 March 2006



	NOTES	2006 R'000	2005 R'000
CASH FLOW FROM OPERATING ACTIVITIES			
Cash receipts from NLDTF and other parties		20 508	17 087
Cash paid to suppliers and employees		(17 251)	(16 011)
Cash generated from operations	20	3 257	1 076
Investment income		184	69
Net cash from operating activities		3 441	1 145
CASH FLOW FROM INVESTING ACTIVITIES			
Acquisition of property, plant and equipment		(232)	(222)
Acquisition of intangible assets		(329)	(64)
Proceeds from disposal of fixed assets		-	1
Net cash used in investing activities	21	(561)	(285)
Net increase in cash and cash equivalents		2 880	860
Cash and cash equivalents at the beginning of the year		1 063	203
Cash and cash equivalents at the end of the year		3 943	1 063





The following are the principle accounting policies of the NLB which are, in all material respects, consistent with those applied in the previous year:

1 Basis of preparation

The financial statements have been prepared in accordance with the South African Statements of Generally Accepted Accounting Practices (GAAP) including any interpretations of such Statements issued by the Accounting Practices Board, with the prescribed Standards of Generally Recognised Accounting Practices (GRAP) issued by the Accounting Standards Board replacing the equivalent GAAP Statement as follows:

Standard of GRAP

GRAP 1: Presentation of financial statements
GRAP 2: Cash flow statements
GRAP 3: Accounting policies, changes in accounting estimates and errors

Replaced Statement of GAAP

AC101: Presentation of financial statements
AC118: Cash flow statements
AC103: Accounting policies, changes in accounting estimates and errors

The recognition and measurement principles in the above GRAP and GAAP Statements do not differ or result in material differences in items presented and disclosed in the financial statements. The implementation of GRAP 1, 2 & 3 has resulted in the following significant changes in the presentation of the financial statements:

1. Terminology differences:

Standard of GRAP

Statement of financial performance
Statement of financial position
Statement of changes in net assets
Net assets
Surplus/deficit for the period
Accumulated surplus/deficit
Reporting date

Replaced Statement of GAAP

Income statement
Balance sheet
Statement of changes in equity
Equity
Profit/loss for the period
Retained earnings
Balance sheet date

2. The cash flow statement can only be prepared in accordance with the direct method.

3. The amount and nature of any restrictions on cash balances is required to be disclosed.

Paragraph 11 - 15 of GRAP 1 has not been implemented as the budget reporting standard is in the process of being developed by the international and local standard setters. Although the inclusion of budget information would enhance the usefulness of the financial statements, non-disclosure will not affect fair presentation.

The financial statements have been prepared on a going concern basis and the accounting policies have been applied consistently throughout the period. The measurement base applied is historical cost.

2 Revenue recognition

Revenue is recognised when it is probable that future economic benefits will flow to the enterprise and these benefits can be measured reliably. The following specific bases apply:

Assistance from the NLDTF is based on actual operating costs for which the Board is responsible. The Board withdraws the amounts as and when required, based on overall approval by the Minister of Trade and Industry. Income is generally recognised as operating costs are defrayed, the end result being the surrendering of surpluses (or recovering of any deficit) to the NLDTF, thus not accounting for any accumulated surplus.

Revenue arising from licence fees is recognised on an accrual basis in accordance with the substance of the license contract.

Interest income is accrued on a time proportion basis, taking into account the principal outstanding and the effective interest rate over the period to maturity.

Fees received from bidders are recognised as they accrue.



3 Irregular and fruitless and wasteful expenditure

Irregular expenditure means expenditure incurred in contravention of, or not in accordance with, a requirement of any applicable legislation, including:

- The PFMA, or
- Any legislation providing for procurement procedures.

Fruitless and wasteful expenditure means expenditure that was made in vain and would have been avoided had reasonable care been exercised.

Any irregular and fruitless and wasteful expenditure is charged against income in the period in which it is incurred.

4 Retirement benefit costs

The Government Employees Pension Fund is a defined benefit fund, which provides retirement and death benefits for the Chairperson. Government guarantees any unfunded liability. The pension plan is generally funded by payments from the Chairperson and the National Lotteries Board. The contributions are charged to the statement of financial performance in the year to which they relate.

The Provident Fund to which all other employees belong is a defined contribution fund, which provides retirement, death and disability benefits. The National Lotteries Board funds the plan as part of the cost to the Board. The contributions are charged to the statement of financial performance in the year to which they relate.

5 Property, plant and equipment

All property, plant and equipment are initially recorded at cost. Assets are stated at historical cost less accumulated depreciation and are written off over the expected useful life of the asset.

The residual value and useful lives of assets are reviewed and adjusted if appropriate at the end of each financial year. Where the carrying amount of an asset is greater than its estimated recoverable amount, it is written down immediately to its recoverable amount. Depreciation is calculated on the straight-line method to write off the cost of assets to their residual values over their estimated useful lives:

- | | |
|--------------------------|--------------|
| - Furniture and fittings | 5 to 8 years |
| - Office equipment | 5 to 6 years |
| - Computer equipment | 3 to 4 years |
| - Motor vehicles | 4 to 7 years |
| - Leasehold improvements | 3 years |

The gain or loss arising from the disposal or retirement of an asset is determined as the difference between the sales proceeds and the carrying amount of the asset and is recognised in or charged against income.

6 Intangible assets

Costs associated with developing or maintaining computer software programmes are recognised as an expense as incurred. Costs that are directly associated with identifiable software products controlled by the Board and will generate economic benefits exceeding costs beyond one year, are recognised as intangible assets. Intangible assets are stated at historical cost less accumulated amortisation and are written off over a period of three years on the straight-line method. Expenditure that enhances or extends the performance of computer software programmes beyond their original specifications is recognised as a new acquisition.



7 Impairment

At each reporting date, the Board reviews the carrying amounts of its tangible and intangible assets to determine whether there is any indication that those assets may be impaired. If any such indication exists, the recoverable amount of the asset is estimated in order to determine the extent of the impairment loss (if any). If the recoverable amount of an asset is estimated to be less than its carrying amount, the carrying amount of the asset is reduced to its recoverable amount. Impairment losses are immediately recognised as an expense.

8 Leased assets

Finance lease

Lease of property, plant and equipment where the National Lotteries Board assumes substantially all the benefits and risks of ownership are classified as finance leases. Finance leases are capitalised at cost. Each lease payment is allocated between the liability and finance charges so as to achieve a constant rate on the finance balance outstanding. The corresponding lease obligations, net of finance charges, are disclosed as non-current liabilities. The property, plant and equipment acquired under finance leasing contracts are depreciated over the useful lives of the assets. Currently the Board is not party to any finance lease.

Operating leases

Leases of assets under which the lessor effectively retains all the risks and benefits of ownership are classified as operating leases. Payments made under operating leases are charged to the statement of financial performance as incurred, over the period of the lease. Operating leases currently only relate to the premises being leased by the National Lotteries Board and future increments are CPIX based.

9 Financial instruments

Recognition

Financial assets and financial liabilities are recognised when the Board becomes a party to the contractual provisions of the instrument.

All "regular way" purchases and sales of financial assets are initially recognised using trade date accounting.

Measurement

Financial instruments are initially measured at cost, which includes transaction costs. Subsequent to initial recognition these instruments are measured as set out below.

Financial assets

The Board's principal financial assets are investments and loans, accounts receivable and cash and cash equivalents.

- Trade and other receivables
Trade and other receivables are stated at their nominal value as reduced by appropriate allowances for estimated irrecoverable amounts.
- Cash and cash equivalents
Cash and cash equivalents are measured at cost plus interest income as it accrues.
- Investments and originated loans
Investments are recognised as capital invested plus interest as it accrues.

The Board classifies its funds placed with various banking institutions in the form of fixed deposits, banker's acceptances, promissory notes and negotiable certificates of deposit as originated loans and receivables. This category of accounting for investments affords the opportunity of early conversion to cash if required, and not having to necessarily hold all instruments to maturity. These investments are also classified as current assets as it is the express intention to have all investments mature within twelve months from the reporting date. All funds are placed with high credit quality financial institutions approved by the Minister of Finance.

Financial liabilities

The Board's principal financial liabilities comprise trade and other payables. Financial liabilities are recognised at amortised cost, namely original debt less principal payments and amortisations.



1	Transfers and subsidies received	2006 R'000	2005 R'000
	Assistance received according to section 34 of the Lotteries Act	11 735	16 618
2	Profit on disposal of fixed assets	2006 R'000	2005 R'000
	Computer equipment sold as scrap	-	1
3	Licence fees	2006 R'000	2005 R'000
	Recognition of lottery licence fees (refer note 19)	228	228
4	Application fee for licence to conduct National Lottery	2006 R'000	2005 R'000
	Fees paid by applicants	8 000	-
5	Other income	2006 R'000	2005 R'000
	Registration fees: Societies and Other Lotteries	42	51
	Application fees: Request for Proposal for Licence to conduct National Lottery	350	-
	Application fee: Sports Pool Game	50	-
	Licence fee: Sports Pool	250	-
	Total	692	51
6	Administrative expenses	2006 R'000	2005 R'000
	General and administrative expenses	763	578
	Board Members' emoluments	1 587	1 102
	Distributing agency emoluments	1 321	1 329
	Audit committee emoluments	190	149
	Travel and subsistence	1 144	520
	Rentals in respect of operating leases (minimum lease payments)		
	- Premises	697	794
	Total	5 702	4 472



7	Staff costs	2006 R'000	2005 R'000				
	Wages and Salaries						
	- Basic salaries	7 080	6 268				
	- Performance awards	918	1 126				
	- Periodic payments	25	7				
	- Temporary staff	109	112				
	- Leave payments/provisions	231	(31)				
	- Overtime	115	37				
	Defined Provident Fund contribution plan expense	923	1 087				
	Social Contributions						
	- Medical	467	422				
	- UIF	51	47				
	- Risk benefit and management	281	250				
	Total	10 200	9 325				
	Average number of persons employed	43	37				
	Included in the above staff costs are the following amounts paid to or receivable by senior management (R'000):						
	CEO	CFO	Manager HR/ Admin	Manager Central Applications	Manager Public Relations	Manager Legal	
	Basic salary	563	330	187	274	206	195
	Performance bonus	170	107	63	88	55	41
	Provident fund	128	88	58	70	51	45
	Annual bonus	66	45	33	42	30	25
	Travel allowance	78	102	130	142	84	48
	Medical aid	27	23	27	12	13	11
	Special assignments	38					
	Out of office allowance	8					
	Total	1 078	695	498	628	439	365

8	Audit fees	2006 R'000	2005 R'000
	Statutory audit	633	508



9 Other operating expenses	2006 R'000	2005 R'000
Staff training and development	29	78
Consultants, contractors and special services	3 568	1 372
Equipment items expensed as per Board's policy	2	3
Legal fees	150	136
Maintenance, repairs and running costs	55	59
- Property and buildings	4	15
- Machinery and equipment	8	29
- Other maintenance, repairs and running costs	43	15
Advertising and publicity	219	504
Meeting refreshments expense	73	82
Total	4 096	2 234
10 Depreciation and amortisation	2006 R'000	2005 R'000
Depreciation charge	111	412
- Leasehold improvements	-	29
- Office equipment	55	52
- Vehicles	(128)	19
- Computer equipment	144	229
- Furniture and fittings	40	83
Amortisation of intangibles		
- Computer software	97	16
Total	208	428
11 Finance income	2006 R'000	2005 R'000
Interest income		
- Investments	-	2
- Loans	3	2
- Bank deposits	181	65
Total	184	69



12	Property, plant and equipment	Leasehold Improvements	Office Equipment	Motor Vehicles	Computer Equipment	Furniture & Fittings	Total
		R'000	R'000	R'000	R'000	R'000	R'000
Year ended 31/3/2005							
	Opening net carrying amount	29	181	45	288	175	718
	Gross carrying amount	351	434	232	947	885	2 849
	Accumulated depreciation	322	253	187	659	710	2 131
	Disposals (carrying amount)	-	-	-	-	-	-
	Gross carrying amount	351	2	-	14	2	369
	Accumulated depreciation	351	2	-	14	2	369
	Additions	-	-	-	209	13	222
	Depreciation charge	(29)	(52)	(19)	(229)	(83)	(412)
	Closing net carrying amount	-	129	26	268	105	528
	Gross carrying amount	-	432	232	1 142	896	2 702
	Accumulated depreciation	-	303	206	874	791	2 174
Year ended 31/3/2006							
	Opening net carrying amount	-	129	26	268	105	528
	Gross carrying amount	-	432	232	1 142	896	2 702
	Accumulated depreciation	-	303	206	874	791	2 174
	Additions	-	42	-	177	13	232
	Depreciation charge	-	(56)	(26)	(177)	(55)	(314)
	Depreciation: Useful life and residual value adjustments	-	1	154	33	15	203
	Closing net carrying amount	-	116	154	301	78	649
	Gross carrying amount	-	474	232	1 319	909	2 934
	Accumulated depreciation	-	358	78	1 018	831	2 285
Leasehold improvements disposed of in the previous year refer to improvements effected at the premises previously occupied by the Board. These improvements were fully depreciated over the period of the lease and surrendered to the lessor in terms of the lease agreement.							



13. Intangible assets

Intangible assets refer to the capitalised value of software costs incurred in the development of the Grant Management System used by the National Lottery Distribution Trust Fund, and the National Lotteries Board/National Lottery Distribution Trust Fund website.

Computer software R'000

Year ended 31/3/2005

Opening net carrying amount	19
Gross carrying amount	432
Accumulated amortisation	413
Additions	64
Amortisation charge	(16)
Closing net carrying amount	67
Gross carrying amount	496
Accumulated amortisation	429

Year ended 31/3/2006

Opening net carrying amount	67
Gross carrying amount	496
Accumulated amortisation	429
Additions	329
Amortisation charge	(97)
Closing net carrying amount	299
Gross carrying amount	825
Accumulated amortisation	526

14 Investments in securities

With reference to notes 15 and 18, funds are invested with various banking institutions in the form of fixed deposits and negotiable certificates of deposit. The Escrow investment comprises:

	2006 R'000	2005 R'000
Originated loans and receivables		
Capital amount	94 441	94 319
Interest capitalised	42 791	31 923
Interest accrued	10 216	10 494
Closing balance	147 448	136 736



15 Trade and other receivables	2006 R'000	2005 R'000
Uthingo Management (Pty) Ltd - Escrow	3 286	140
Staff loans	134	64
VAT receivable	45	-
Interest receivable	25	5
	3 490	209
<p>The amount due from Uthingo Management (Pty) Ltd was raised in accordance with the Licence to operate the National Lottery, whereby the Licensee is to pay a specified amount to the Board, in order to assist with the continued operation of the National Lottery after expiry, termination or revocation of the licence for any reason. The full amount has been received after year end and invested. Refer to note 14 for the cumulative status of amounts received previously.</p>		
16 Prepayments and advances	2006 R'000	2005 R'000
Prepayments - short term insurance	14	15
17 Cash and cash equivalents		
<p>Cash and cash equivalents comprise cash and bank balances that are held with registered banking institutions and that are subject to insignificant interest rate risk. The carrying amount of these assets approximates to their fair value.</p>		
	2006 R'000	2005 R'000
Cash at bank	3 941	1 028
Cash on hand	2	35
	3 943	1 063
18 Trade and other payables	2006 R'000	2005 R'000
Accruals	1 052	564
VAT payable	-	261
Escrow liability	150 734	136 858
Assistance from NLDTF surrendered	2 718	93
Leave pay and bonuses	1 339	607
Other payables	-	7
	155 843	138 390
<p>With reference to notes 14 and 15 above, the Escrow liability represents the amount reserved in order to assist with the Continued operation of the National Lottery after expiry, termination or revocation of the licence for any reason. Should the need not materialise, the funds will be transferred to the National Lottery Distribution Trust Fund.</p>		



19 Current portion of deferred income: licence fees

Licence fees relate to the licence awarded to Uthingo Management (Proprietary) Limited for the National Lottery. The licence is valid for seven years and has now been fully recognised.

	2006 R'000	2005 R'000
Total at beginning of year	228	684
Charged to statement of financial performance	(228)	(228)
	-	456
Current portion of deferred income	-	(228)
Balance at end of year	-	228

20 Reconciliation of surplus to cash generated from operations

	2006 R'000	2005 R'000
Surplus for the year	-	-
Adjusted for:		
- Depreciation on property, plant and equipment	314	412
- Depreciation: change in accounting estimates	(203)	-
- Amortisation of intangible assets	97	16
- Profit on disposal of property, plant and equipment	-	(1)
- Investment income	(184)	(69)
- Deferred income - licence fees	(228)	(228)
Operating cash flows before working capital changes	(204)	130
Working capital changes	3 461	946
- (Increase)/decrease in receivables	(116)	418
- Increase in payables	3 577	528
Cash generated from operations	3 257	1 076

With reference to notes 14, 15 and 18 relating to Escrow, the following movements in current assets and liabilities have been recognised as non cash flow items:

	2006 R'000	2005 R'000
Increase in receivables	(3 164)	(123)
Increase in payables	13 876	11 152
Increase in Escrow investments	(10 712)	(11 029)
	-	-

21 Net cash used in investing activities

	2006 R'000	2005 R'000
Proceeds on disposal of property, plant and equipment	-	1
Acquisition of property, plant and equipment	(232)	(222)
Acquisition of intangible assets	(329)	(64)
Cash used in investing activities	(561)	(285)



22 Operating lease arrangements

The Board as lessee

Office premises are leased. Rentals are charged as an expense as and when incurred.

The Board physically moved to its current premises at the new dti campus in July 2004. The new lease agreement with the Department of Trade & Industry is still in the process of being finalised. An amount of R2 244 000 has been budgeted for operating lease payments in respect of premises for the next financial year, in consultation with the Department of Trade & Industry. The Department of Trade & Industry has also indicated that future increments will be CPIX based.

23 Related party transactions

The National Lotteries Board is the regulator of the National Lottery. Uthingo Management (Pty) Ltd is a private company that operates the National Lottery under licence from the Government. The Operator pays monies into the National Lottery Distribution Trust Fund in terms of the licence agreement. These proceeds are destined for good causes as specified in the Lotteries Act, and allocated to deserving applicants by Distributing Agencies appointed by the Minister of Trade and Industry. The National Lotteries Board manages the National Lottery Distribution Trust Fund and accounts for all running costs. The Board withdraws the necessary funds required from the Trust Fund, based on overall annual approval by the Minister of Trade and Industry. All National departments of Government are regarded to be related parties in accordance with Circular 4 of 2005: Guidance on the term "state-controlled entities" in the context of IAS24 (AC126) - Related Parties, issued by the South African Institute of Chartered Accountants. No transaction is implicated simply by the nature or existence of the relationships between these entities. However, the following transactions and balances were recorded relating to transactions with related parties as defined above:

	Notes	2006 R'000	2005 R'000
NLDTF: Transfers and subsidies received	1	11 735	16 618
DTI: Operating lease payments	6	697	794
Uthingo: Escrow receivables	15	3 286	140



24 Board Members' Emoluments

The following emoluments were paid to or receivable by the Board and Executive Members during the period under review:

Executive Chairperson (R'000)

Basic salary	539
Arrear salary	10
Home owner allowance	12
Annual bonus	45
Travel allowance	180
Medical aid	18
Pension fund	92
Entertainment allowance	2
Reimbursive travel	2
Out of office allowance	10
Total	910

In addition to the above, an accrual has been raised for a performance bonus of R 150 000 and a pro-rated annual bonus of R 24 000.

Non-executive Board Members (R'000)	Meeting attendance	Bid Evaluation fees	Reimbursive travel	Out of office allowance	Total
N Axten	38	73	8	24	143
N Fakude-Nkuna	18	89	-	24	131
H Makgothi	20	38	-	8	66
S Thomas	22	121	8	-	151
G Negota	12	-	-	-	12
A Ludin	-	-	-	-	-
Total	110	321	16	56	503

Bid evaluation fees relates to the time spent by Board Members for the evaluation of the bids for the new Lottery Licence.

In her capacity as Minister's Nominee, A Ludin of the Department of Trade & Industry received no remuneration for the period under review.



25	Distributing Agency Members' Emoluments (R'000)	Meeting attendance	Reimbursive allowances	Total
Arts, Culture & National Heritage				
	N Danby	28	2	30
	P Madiba	20	-	20
	K E Mbalo	14	2	16
	A P Nevhutalu	65	1	66
	D N A Nteta	37	2	39
	R Wagiet	10	-	10
	Total	174	7	181
Charities				
	V A Daniels	129	-	129
	M R Grobbelaar	128	4	132
	M Madonsela	122	16	138
	A S Magerman	99	9	108
	T E Maitse	202	13	215
	J M Matube	103	3	106
	B M P Setlalentsoa	117	6	123
	H B C Shaw	8	1	9
	Total	908	52	960
Sport & Recreation				
	E G Bennett	32	4	36
	H Kajee	17	1	18
	M R Keikabile	34	-	34
	M J Phaahla	26	1	27
	G N Sam	32	2	34
	J J Sibanyoni	15	1	16
	C van Niekerk	15	-	15
	Total	171	9	180
26	Audit Committee Members' Emoluments (R'000)			
The following emoluments were paid to or receivable by the Audit Committee Members during the period under review:				
		Meeting attendance	Reimbursive allowances	Total
	JFJ Scheepers	51	-	51
	N Axten	57	1	58
	S Thomas	53	1	54
	R Nayager	27	-	27
	Total	188	2	190



27 Financial instruments

Credit risk

Financial assets that could subject the NLB to credit risk consist principally of cash at bank and cash equivalents, deposits and accounts receivable. The NLB's cash equivalents are placed with high credit quality financial institutions. Accounts receivable is presented net of the allowance for doubtful receivables or loan write-offs. Credit risk with respect to trade receivables is limited to the lottery operator.

Fair values

The carrying amount of cash and cash equivalents, deposits, accounts receivable and accounts payable approximated their fair values due to the short term maturities of those assets and liabilities.

28 Taxation

The National Lotteries Board is exempt from income tax in terms of Section 10(1)(cA) of the Income Tax Act, 1962.





NATIONAL LOTTERY DISTRIBUTION TRUST FUND (NLDTF)

ANNUAL FINANCIAL STATEMENTS
for the year ended 31 March 2006



1. AUDIT ASSIGNMENT

The financial statements as set out on pages 41 to 51, for the year ended 31 March 2006, have been audited in terms of section 188 of the Constitution of the Republic of South Africa, 1996, read with sections 4 and 20 of the Public Audit Act, 2004 (Act No. 25 of 2004) and section 12(4) of the National Lotteries Act, 1997 (Act No. 57 of 1997) (the Act). These financial statements are the responsibility of the accounting authority. My responsibility is to express an opinion on these financial statements, based on the audit.

2. SCOPE

The audit was conducted in accordance with the International Standards on Auditing read with General Notice 544 of 2006, issued in Government Gazette no. 28723 of 10 April 2006 and General Notice 808 of 2006, issued in Government Gazette no. 28954 of 23 June 2006. Those standards require that I plan and perform the audit to obtain reasonable assurance that the financial statements are free of material misstatement.

An audit includes:

- examining, on a test basis, evidence supporting the amounts and disclosures in the financial statements
- assessing the accounting principles used and significant estimates made by management
- evaluating the overall financial statement presentation.

I believe that the audit provides a reasonable basis for my opinion.

3. BASIS OF ACCOUNTING

The National Lottery Distribution Trust Fund's (NLDTF) policy is to prepare financial statements on the basis of accounting determined by the National Treasury, as described in note 1 of the accounting policies to the financial statements.

4. AUDIT OPINION

In my opinion the financial statements present fairly, in all material respects, the financial position of the NLDTF at 31 March 2006 and the results of its operations and its cash flows for the year then ended, in accordance with the basis of accounting determined by the National Treasury of South Africa, as described in note 1 of the accounting policies to the financial statements, and in the manner required by the Public Finance Management Act, 1999 (Act No. 1 of 1999).

5. EMPHASIS OF MATTER

Without qualifying the audit opinion, attention is drawn to the following matters:

5.1 Internal audit

As disclosed in paragraph 8 of the Board report, Treasury Regulation 27 requires internal audits to be conducted in accordance with the standards set by the Institute of Internal Auditors. Although the NLDTF has outsourced the internal audit function to an audit firm during the last quarter of the financial year under review, an effective internal audit function did not exist for the major portion of the year.

5.2 Governance and long outstanding Distributing Agency approvals

The Act established the National Lotteries Board (NLB) and the NLDTF. The accounting authority is ultimately accountable for the funds received and disbursed under its management. Although payments are processed by the NLDTF, such payments are made in accordance with decisions made by distributing agencies (DA's). DA members are appointed by the Minister of Trade and Industry in consultation with the Minister responsible for the relevant sector in which decisions are made. This approval mechanism does not appear to be effective as although the NLDTF administers and assists in the payment of grants made, the accounting authority has no control over the DA's. There are no prescribed governance structures and processes, and oversight mechanisms for the DA's.



As a result of the above inconsistency a particular application for funding from an organisation was turned down by the Board (accounting authority) of the NLB and the NLDTF in their capacity as the miscellaneous DA on the basis that "the lottery is public money and revenue, and cannot therefore go to the government (state)", however projects for this organisation were subsequently funded through approvals by the relevant DA.

In addition, numerous applications for funding received during or prior to June 2005 were still awaiting adjudication by the DA's at the date of my report.

6. APPRECIATION

The assistance rendered by the staff of the NLB during the audit is sincerely appreciated.

F Joubert for Auditor-General

Pretoria

31 July 2006



STATEMENT OF FINANCIAL PERFORMANCE
for the year ended 31 March 2006



	NOTES	2006 R'000	2005 R'000
Revenue	1	1 229 931	1 029 853
Penalties received	2	25 897	-
Other income	3	7 247	7 585
Total revenue		1 263 075	1 037 438
Expenditure			
Allocation of grants	4	1 187 326	1 161 629
Assistance to the National Lotteries Board	5	11 735	18 944
Other operating expenses	6	17	18
Total expenditure		1 199 078	1 180 591
Surplus/(deficit) from operations		63 997	(143 153)
Finance income	7	257 366	265 134
Surplus for the year		321 363	121 981



STATEMENT OF FINANCIAL POSITION
as at 31 March 2006



	NOTES	2006 R'000	2005 R'000
ASSETS			
Current assets			
Investments in securities	8	2 439 979	1 966 094
Trade and other receivables	9	32 423	9 656
Cash and cash equivalents	10	1 137 425	1 137 417
Total assets		3 609 827	3 113 167
LIABILITIES			
Current liabilities			
Provision for allocations by Distributing Agencies	11	1 472 807	1 297 510
EQUITY			
Capital and reserves	12	2 137 020	1 815 657
Total equity and liabilities		3 609 827	3 113 167



STATEMENT OF CHANGES IN NET ASSETS for the year ended 31 March 2006



	Notes	Accumulated Surplus R '000
Balance at 1 April 2004		1 693 676
Surplus for the year		117 648
Balance at 1 April 2005 as originally stated		1 811 324
Change in accounting policy	17	4 333
Balance at 1 April 2005 as restated		1 815 657
Surplus for the year		321 363
Balance at 31 March 2006		2 137 020



CASH FLOW STATEMENT
for the year ended 31 March 2006



	NOTES	2006 R'000	2005 R'000
Cash flow from operating activities			
Cash receipts from Uthingo and other parties		1 240 308	1 042 168
Cash paid to beneficiaries, NLB and other parties		(1 023 781)	(1 068 812)
Cash generated from/(utilised in) operations	13	216 527	(26 644)
Investment income		257 366	265 134
Net cash from operating activities		473 893	238 490
Cash flow from investing activities			
Increase in investments		(473 885)	(158 704)
Net cash used in investing activities	14	(473 885)	(158 704)
Net increase in cash and cash equivalents		8	79 786
Cash and cash equivalents at the beginning of the year		1 137 417	1 057 631
Cash and cash equivalents at the end of the year		1 137 425	1 137 417



Unless otherwise stated, the following are the principle accounting policies of the Trust Fund, which are in all material respects, consistent with those applied in the previous year:

1 Basis of preparation

The financial statements have been prepared in accordance with the South African Statements of Generally Accepted Accounting Practices (GAAP) including any interpretations of such Statements issued by the Accounting Practices Board, with the prescribed Standards of Generally Recognised Accounting Practices (GRAP) issued by the Accounting Standards Board replacing the equivalent GAAP Statement as follows:

Standard of GRAP

GRAP 1: Presentation of financial statements
GRAP 2: Cash flow statements
GRAP 3: Accounting policies, changes in accounting estimates and errors

Replaced Statement of GAAP

AC101: Presentation of financial statements
AC118: Cash flow statements
AC103: Accounting policies, changes in accounting estimates and errors

The recognition and measurement principles in the above GRAP and GAAP Statements do not differ or result in material differences in items presented and disclosed in the financial statements. The implementation of GRAP 1, 2 & 3 has resulted in the following significant changes in the presentation of the financial statements:

1. Terminology differences:

Standard of GRAP

Statement of financial performance
Statement of financial position
Statement of changes in net assets
Net assets
Surplus/deficit for the period
Accumulated surplus/deficit
Reporting date

Replaced Statement of GAAP

Income statement
Balance sheet
Statement of changes in equity
Equity
Profit/loss for the period
Retained earnings
Balance sheet date

2. The cash flow statement can only be prepared in accordance with the direct method.
3. The amount and nature of any restrictions on cash balances is required to be disclosed.

Paragraph 11 - 15 of GRAP 1 has not been implemented as the budget reporting standard is in the process of being developed by the international and local standard setters. Although the inclusion of budget information would enhance the usefulness of the financial statements, non-disclosure will not affect fair presentation.

The financial statements have been prepared on a going concern basis and the accounting policies have been applied consistently throughout the period. The measurement base applied is historical cost.

2 Revenue recognition

Revenue is recognised when it is probable that future economic benefits will flow to the enterprise and these benefits can be measured reliably. The following specific bases apply:

- Share of ticket sales, unclaimed prize money and other scheduled proceeds according to the licence agreement is recognised as it accrues.
- Interest income is recognised as it accrues, taking into account the effective yield in respect of investments, unless collectability is in doubt.

3 Irregular and fruitless and wasteful expenditure

Irregular expenditure means expenditure incurred in contravention of, or not in accordance with, a requirement of any applicable legislation, including:

- The PFMA, or
- Any legislation providing for procurement procedures.

Fruitless and wasteful expenditure means expenditure that was made in vain and would have been avoided had reasonable care been exercised.

Any irregular and fruitless and wasteful expenditure is charged against income in the period in which it is incurred.

4 Taxation

The National Lottery Distribution Trust Fund is exempt from income tax in terms of Section 10(1)(cA) of the Income Tax Act, 1962.



5 Financial instruments

Recognition

Financial assets and financial liabilities are recognised when the NLDTF becomes a party to the contractual provisions of the instrument. Financial instruments carried on the statement of financial position include cash and bank balances, investments, receivables and payables.

All "regular way" purchases and sales of financial assets are initially recognised using trade date accounting.

Measurement

Financial instruments are initially measured at cost. Subsequent to initial recognition, these instruments are measured according to the particular methods adopted as disclosed in the individual policy statements as set out below.

Financial assets

The Fund's principal financial assets are investments and loans, accounts receivable and cash and cash equivalents.

- Trade and other receivables
Trade receivables are stated at their nominal value as reduced by appropriate allowances for estimated irrecoverable amounts.
- Investments
Investments are recognised as capital invested plus interest as it accrues.

The Fund classifies its funds placed with various banking institutions in the form of fixed deposits, banker's acceptances, promissory notes and negotiable certificates of deposit as originated loans and receivables. This category of accounting for investments affords the opportunity of early conversion to cash if required, and not having to necessarily hold all instruments to maturity. These investments are also classified as current assets as it is the express intention to have all investments mature within twelve months from the reporting date. All funds are placed with high credit quality financial institutions approved by the Minister of Finance.

Cash and Cash equivalents

Cash and cash equivalents are shown at the original capital invested plus accrued interest. For the purposes of the cash flow statement, cash and cash equivalents comprise cash in hand, deposits held at call with banks, and investments in money market instruments that mature in less than three months and are not only considered to be low risk investments, but may also be converted to cash earlier if considered necessary.

Financial liabilities

The Fund's principle financial liabilities comprise trade and other payables. Financial liabilities are recognised at amortised costs, namely original debts less principal payments and amortisations.

6 Provisions

Provisions for allocation of grants to beneficiaries are recognised when:

- the NLDTF has a present legal or constructive obligation as a result of past events;
- it is more likely than not, that an outflow of resources will be required to settle the obligation; and
- the amount of the obligation has been reliably estimated.

Provisions are not recognised for future operating losses.

Where there are a number of similar obligations, the likelihood that an outflow will be required in settlement is determined by considering the class of obligations as a whole. A provision is recognised even if the likelihood of an outflow with respect of one item included in the same class of obligation may be small.

Provisions are measured at the present value of the expenditure expected to be incurred, in order to settle the obligation, using a discount rate that reflects current market assessments of the time value of money, and the risks specific to the obligation. The increase in the provision due to the passage of time is recognised as interest expense.

7 Allocation of grants

Allocations are accounted for once applications for assistance from individual entities are approved by the respective distributing agencies.

8 Assistance to the National Lotteries Board

The assistance to The National Lotteries Board is based on actual operating costs for which the Board is responsible.



1	Revenue	2006 R'000	2005 R'000
	An analysis of the Fund's revenue is as follows:		
	- Game sales	1 146 765	962 071
	- Unclaimed prizes	83 166	67 782
		<u>1 229 931</u>	<u>1 029 853</u>
2	Penalties received	2006 R'000	2005 R'000
	Shortfall in terminal distribution paid in terms of Schedule 12 of Licence Agreement	<u>25 897</u>	-
3	Other Income	2006 R'000	2005 R'000
	Ancillary activity payment in terms of Schedule 4 of Licence Agreement	7 208	7 585
	Shortfall in retailer commission paid in terms of Schedule 5 of Licence Agreement	39	-
		<u>7 247</u>	<u>7 585</u>
4	Allocation of grants	2006 R'000	2005 R'000
	Current year allocations	1 273 303	1 205 213
	Prior year movement		
	- Grants withdrawn before cash disbursed	(63 317)	(37 626)
	- Grants withdrawn and refunded by beneficiary	(1 403)	(1 505)
	- Grants withdrawn but refund still outstanding	(5 637)	(511)
	- Grants increased	1 558	391
	Impact of present valuing commitments payable beyond twelve months (refer note 17)	(17 178)	(4 333)
	Net allocations for the year	<u>1 187 326</u>	<u>1 161 629</u>
	Grants withdrawn refer to allocations subsequently withdrawn or suspended where beneficiaries did not meet suspensive conditions.		
5	Assistance to the National Lotteries Board	2006 R'000	2005 R'000
	Grant to the National Lotteries Board	<u>11 735</u>	<u>18 944</u>
	The grant is based on actual operating costs for which the Board is responsible. The amount paid in the previous year includes the corresponding value added tax element for which the National Lotteries Board was liable prior to the advent of being deregistered for value added tax purposes, in terms of vat legislation for schedule 3A Public Entities.		
6	Other operating expenses	2006 R'000	2005 R'000
	Bank charges	<u>17</u>	<u>18</u>



7 Finance income	2006 R'000	2005 R'000
Investments	229 853	240 140
Bank	3 844	3 857
Unclaimed prizes	21 452	21 132
Beneficiaries	2 217	5
	257 366	265 134
8 Investment in securities		
Investments in the form of fixed deposits, promissory notes and negotiable certificates of deposit with maturity dates greater than three months but no more than twelve months:		
	2006 R'000	2005 R'000
Originated loans and receivables		
Capital amount	2 367 785	1 893 536
Accrued interest	72 194	72 558
	2 439 979	1 966 094
Average yield on investments	7.23%	7.96%
9 Trade and other receivables	2006 R'000	2005 R'000
Uthingo Management (Pty) Ltd	16 263	2 672
Uthingo Participants Trust	4 981	5 981
Interest receivable on current and call accounts	473	400
Claims from beneficiaries inclusive of interest	7 988	510
Assistance to National Lotteries Board surrendered	2 718	93
	32 423	9 656
10 Cash and cash equivalents		
Cash and cash equivalents comprise cash and bank balances that are held with registered banking institutions and that are subject to insignificant interest rate risk. The carrying amount of these assets approximates to their fair value.		
	2006 R'000	2005 R'000
Cash	1 134	21 575
Call deposits	106 100	50 043
Fixed deposits, promissory notes and negotiable certificates of deposit with maturity dates less than three months	1 030 191	1 065 799
	1 137 425	1 137 417



11 Provision for allocations by Distributing Agencies	2006 R'000	2005 R'000
Opening balance in respect of grants accrued	1 297 510	1 185 324
Charged to the statement of financial performance		
- Current provision	1 273 303	1 205 213
- Additional provisions to prior year allocations	1 558	391
- Unused amounts reversed	(70 357)	(39 642)
- Impact of present valuing commitments payable beyond twelve months	(17 178)	(4 333)
Used during the year	(1 012 029)	(1 049 443)
	1 472 807	1 297 510
Allocation by Distributing Agencies are paid subject to beneficiaries meeting suspensive conditions. The timing and amount of the payments are subject to the beneficiaries' ability to comply with the suspensive conditions. An expense is recognised for the present value of approved allocation made to beneficiaries by the Distributing Agencies.		
12 Capital and reserves	2006 R'000	2005 R'000
Accumulated surplus		
Opening balance	1 815 657	1 693 676
Surplus for the year	321 363	121 981
Closing balance	2 137 020	1 815 657
13 Reconciliation of surplus to cash generated from/(utilised in) operations	2006 R'000	2005 R'000
Surplus for the year	321 363	121 981
Adjusted for:		
- Investment income	(257 366)	(265 134)
Operating cash flows before working capital changes	63 997	(143 153)
Working capital changes	152 530	116 509
- (Increase)/decrease in receivables	(22 767)	4 730
- Increase in provisions	175 297	111 779
Cash generated from/(utilised in) operations	216 527	(26 644)
14 Net cash used in investing activities	2006 R'000	2005 R'000
Investment by way of fixed deposits, negotiable certificates of deposits and promissory notes	(473 885)	(158 704)



15 Financial Instruments

Credit risk

Financial assets that could subject the Fund to credit risk consist principally of cash at bank and cash equivalents, deposits and accounts receivable. The Fund's cash equivalents are placed with high credit quality financial institutions approved by the Minister of Finance. Accounts receivable is presented net of the allowance for doubtful receivables.

Fair values

The carrying amount of cash and cash equivalents, deposits, accounts receivable and accounts payable approximated their fair values due to the short term maturities of those assets and liabilities.

Interest rate risk

Investments are made at fixed interest rates. The rates are agreed upon at the inception of the investment. The Fund may therefore be exposed to interest rate price risk in respect of investments. The risk is minimal due to the investments being made with financial institutions approved by the Minister of Finance. The maturity of these investments is not greater than one year and the interest receivable at the maturity date is agreed upon at the start of the investment.

16 Taxation

The National Lottery Distribution Trust Fund is exempt from income tax in terms of Section 10(1)(cA) of the Income Tax Act, 1962.

17 Change in accounting policy

The allocation of grants by Distributing Agencies still due for payment beyond twelve months after financial year end was previously not present valued in terms of IAS 37. The implementation of this accounting standard has resulted in the allocation of grants in the Statement of Financial Performance as well as the related liability in the Statement of Financial Position being reduced as follows:

	2006 R'000	2005 R'000
Impact of present valuing commitments beyond twelve months	17 178	4 333

The comparative figures in the financial statements have been restated accordingly.



18 Related party transactions

The National Lotteries Board is the regulator of the National Lottery. Uthingo Management (Pty) Ltd is a private company that operates the National Lottery under licence from the Government. The Operator pays monies into the National Lottery Distribution Trust Fund in terms of the licence agreement. These proceeds are destined for good causes as specified in the Lotteries Act, and allocated to deserving applicants by Distributing Agencies appointed by the Minister of Trade and Industry. The National Lotteries Board manages the National Lottery Distribution Trust Fund and accounts for all running costs. The Board withdraws the necessary funds required from the Trust Fund, based on overall annual approval by the Minister of Trade and Industry. All National departments of Government are regarded to be related parties in accordance with Circular 4 of 2005: Guidance on the term "state-controlled entities" in the context of IAS24 (AC126) - Related Parties, issued by the South African Institute of Chartered Accountants. No transaction is implicated simply by the nature or existence of the relationships between these entities. However, the following transactions and balances were recorded relating to transactions with related parties as defined above:

	Notes	2006 R'000	2005 R'000
Proceeds from Uthingo Management (Pty) Ltd			
- Share of game sale and unclaimed prizes	1	1 229 931	1 029 853
- Penalties received	2	25 897	-
- Other income	3	7 247	7 585
Financial assistance to NLB	5	11 735	18 944
Trade and other receivables	9		
- Uthingo Management (Pty) Ltd		16 263	2 672
- Uthingo Participants Trust		4 981	5 981
- NLB		2 718	93

19 Contingent liability

In terms of section 25(2) of the Lotteries Act, any unexpended balance of the money of the NLDTF at the end of any financial year shall be carried forward as a credit to the next financial year for further distribution to deserving institutions. However, section 53(3) of the Public Finance Management Act, 1999(Act No. 1 of 1999) provides that a public entity may not accumulate surpluses without prior written approval from National Treasury.

Whereas National Treasury has granted the necessary approval to retain the accumulated surplus, the approval is subject to the following conditions:

- That an assessment on the effectiveness of the current evaluation and distribution processes be done by the Department of Trade & Industry; and
- that an in-year reporting mechanism on the distribution itself, including income and expenditure, be introduced in a detailed format as agreed between NLDTF and National Treasury.



NLDTF BENEFICIARIES

BENEFICIARIES

for the year ended 31 March 2006



ARTS, CULTURE AND NATIONAL HERITAGE

National Bodies

1	Disabled People of South Africa	834,200
		834,200

Eastern Cape

1	Border Rural Committee: Chatha Communal Property Assoc.	980,000
2	Buffalo City Municipality	4,468,570
3	Camdeboo Municipality	519,500
4	Centenary Hall Promotions	340,000
5	East London Guild Theatre	1,878,844
6	East London Guild Theatre	435,648
7	Eastern Cape Provincial Arts & Culture Council	720,000
8	Eastern Cape Provincial Arts & Culture Council	547,500
9	Ezethu Skills Development Centre	200,000
10	First Physical Theatre Company	390,864
11	Graaf Reinet Museum	655,000
12	Help Our People Excel Foundation	268,638
13	Ikhwezi Empowerment & Tender Advice Centre	2,310,781
14	Mopo Cultural Trust	412,900
15	National Arts Festival Grahamstown	11,025,000
16	Nelson Mandela Metropolitan Municipality Bethelsdorp	790,000
17	Nhlapho Sibanda Heritage Arts & Culture	2,800,000
18	Sizabantu Community Arts & Craft Centre	660,499
19	Sizabantu Community Arts & Crafts	106,420
20	Transkei Land Services Organisation TRAILSO	835,475
		30,345,639

Free State

1	Flavius Mareka Public F.E.T. College	134,228
2	Hlanganani Kopanang Theatre	1,339,689
3	Jala Peo Trust	228,000
4	Thabong Arts & Culture Centre	838,500
		2,540,417

Gauteng

1	African Cultural Heritage Trust Zindala Zombili	1,900,000
2	Aggrey Klaaste Nation Building	3,993,000
3	Applied Broadcasting Centre ABC	480,000
4	Artists Against Abuse	600,000
5	Artists Against Abuse (Peace of Music Project)	529,780
6	Atteridgeville Renaissance	774,000
7	Black Tie Ensemble	600,000
8	Bona Art Assembly	163,500
9	Botsoto	414,008
10	Cantare Children's Choir	1,280,000
11	Children & Broadcasting Foundation for Africa	600,000
12	Colla Voce Youth Choir Foundation	684,884
13	Conquest for Life	1,619,000
14	CSC Intsika Skills Benefaction Project	660,000
15	Enterprise SA Tshwane Arts & Crafts	900,000
16	Film Resource Unit	5,000,000
17	Food & Trees for Africa	1,720,000
18	Forgotten Angle on behalf Dance Factory	500,000
19	Francina Against Children & Women Abuse	345,700
20	Imbali Visual Literacy	998,000
21	International African Music & Film Hall of Fame	500,000
22	Jazz Foundation of South Africa	2,250,000
23	Johannesburg Festival Orchestra JFO	6,000,000
24	Johannesburg Youth Orchestra Company	387,000
25	Johannesburg Youth Orchestra Company	1,000,000
26	Johannesburg Youth Theatre Trust	3,160,000
27	Lekwa Communications Gauteng North Chamber of Commerce	379,895
28	Liliesleaf Trust	2,900,000
29	Living Heritage Association	800,000
30	Lutheran Community Outreach Foundation	740,000
31	Mamelodi Theatre Organisation	795,000
32	Mamelodi Theatre Organisation	619,065
33	Molteno Project	553,850
34	Motswako Performing Artists	315,000
35	Motswako Performing Artists	950,000
36	Motswako Performing Artists: Soul Fix Community Projects	376,000
37	Music Academy of Gauteng	6,762,212
38	National Library of South Africa	822,000
39	National School of the Arts	1,710,000
40	National School of the Arts	5,142,000
41	National Youth Development Outreach	3,312,000
42	Ochrim Music School	120,000
43	PEACE Foundation in part Mogoshi Youth Brass Band	609,115
44	Performing Arts Network of SA	1,786,000
45	Radio Veritas	170,000
46	SA Screenwriters Laboratory Trust SCRAWL	1,566,860
47	SA State Theatre	3,000,000
48	Northern Flagship Institution: Sammy Marks Museum	385,000
49	Sibikwa Community Theatre Project	422,720
50	Sibikwa Community Theatre Project	471,942
51	Sithuthuka Sisonke Drama Players	119,700
52	Sithuthuka Sisonke Drama Players	600,000
53	Siyavuka Lateral Improvement Foundation	400,000
54	SOS Children's Village	120,000
55	South African Apartheid Museum	1,585,000
56	South African Music Education Trust	894,640

57	Southern African Arts Exchange	3,260,000
58	Soweto Community Dance Project	420,450
59	Soweto Youth Music Development	513,364
60	Sparrow Schools Educational Trust	275,000
61	Technikon Witwatersrand School of Tourism	70,000
62	Thabisong Youth Club	711,880
63	Tshwane University of Technology	584,376
64	University of Pretoria	472,501
65	University of Witwatersrand Foundation	3,317,061
66	Via Vosloo Youth Club	366,000
67	Vukani Community Theatre	2,710,294
68	Windybrow Centre for the Arts	4,828,400
69	Youth Empowerment NETWORK	200,000
70	Zanendaba Story Tellers	1,500,000
		94,716,197

KwaZulu Natal

1	African Conservation Trust	1,624,000
2	Art for Humanity	369,355
3	Bat Centre Trust	3,783,631
4	Centre for Creative Arts	720,000
5	Centre for Creative Arts	1,800,000
6	Centre for Creative Arts	600,000
7	Durban Music School	730,000
8	Durban Music School	450,000
9	Field Band Foundation	34,275
10	Gods Golden Acre	292,500
11	Gujarati Hindu Sanskruti Kendra	100,000
12	Ilembe District Municipality	300,000
13	Jazzart Dance Theatre: The Dance Forum	912,000
14	KwaZulu Natal Performing Arts Company	334,000
15	KZN Art & Culture Trust	1,600,000
16	KZN National Heritage Foundation	3,447,000
17	Park Rynie Diwali Gala Committee	63,600
18	Rehabilitation of Wildlife Trust	90,000
19	SA Association for Marine Biological Research	853,500
20	School Leavers Career Guidance & Training Trust	60,000
21	Thandanani Children's Foundation	1,785,601
22	Uthukela District Municipality	713,300
23	Victory Sonqoba Theatre Company	4,000,000
24	Vukani Bakwethu Development Association	300,000
25	Wildlands Conservation Trust	5,580,656
26	Zululand Historical Museum Board	948,000
		31,491,423

Limpopo

1	Agricultural Research Council	1,329,000
2	Establishment for Comprehensive Youth Development	639,900
3	Evangelical Seminary of South Africa	250,000
4	Human Resource & Social Information Centre	362,000
5	Music Department University of Venda	1,000,000
6	Musina Local Municipality / Theatre	97,600
7	Neotha Arts & Culture	378,500
8	Vhembe District Municipality	1,806,814
		5,863,814

Mpumalanga

1	Johannes Stegman Theatre Donor Trust Fund	647,000
2	Khanya College	125,000
3	Khanya Community Theatre Project	2,887,042
4	Mnyamana Traditional Dance	206,000
5	PE.A.C.E. Foundation	452,000
		4,317,042

Northern Cape

1	Birdlife SA	402,200
2	South African National Parks	8,075,000
3	Thusano Early Childhood Development Trust	3,100,000
		11,577,200

North West

1	Boitumelong Dance & Drama Group	155,240
2	Kopano Ke Matla Youth Group	250,000
3	Mmabana Arts, Culture & Sports Foundation	583,600
4	Mmabana Arts Foundation Dance Company	205,327
5	National Zoological Gardens of SA	572,000
6	Potchefstroom Local Municipality	1,080,000
		2,846,167

Western Cape

1	Abalimi beZekhaya	984,000
2	Arepp Theatre for Life Trust	1,031,247
3	Boland District Municipality Hermon Housing Committee	774,500
4	Boland Sports & Culture Union	308,540
5	Jazzart Dance Theatre: Calabash Storytellers	729,200
6	Cape Craft & Design Institute	925,000
7	Cape Town Minstrel Association	600,000
8	Cape Town Opera	2,000,000
9	Cape Town Society for the Blind	5,000,000
10	Cape Town Women's Festival Trust	300,000
11	Castle Military Museum	3,500,000
12	Catholic Welfare and Development	313,233
13	Cederbergfees	484,700
14	Community Video Education Trust	932,000
15	Contemporary African Music & Arts Archive	714,000
16	CP Nel Museum	880,000

BENEFICIARIES for the year ended 31 March 2006



17	Deaf Community of Cape Town	650,000
18	Deafblind South Africa	427,003
19	Elgin Learning Foundation	44,000
20	Hogsback Arts	90,000
21	Ibhabhathane Project	598,784
22	Institute for the Blind Industries	644,610
23	Institute for the Blind Industries Pioneer School	4,150,000
24	Inyathelo - The South African Institute of Advancement	297,000
25	Jazzart Dance Theatre	2,721,830
26	JAZZART Dance Theatre in Part Phenduka Dance	350,129
27	Karos & Kambro Youth Development Project	1,780,000
28	Khanyisa School for Supportive Education	134,300
29	Kranshoek Griqua Community Trust	400,000
30	La Rosa Spanish Dance Theatre	954,600
31	League of Friends of the Blind	1,195,640
32	Lentegeur School for Learners Special Educational Needs	85,060
33	Magnet Theatre Educational Trust	423,650
34	New Africa Theatre Association	873,846
35	Novalis Institute	500,000
36	OASIS Association	154,000
37	Out in Africa Gay & Lesbian Film Festival	1,005,000
38	Outward Bound Trust of SA	462,500
39	Overstrand Conservation Foundation	1,700,000
40	Pioneer School for the Visually Impaired	540,000
41	Remix Dance Project	800,000
42	Rhodes University: International Library of African Music	162,000
43	SA Foundation for Conservation of Birds	428,000
44	South African National Circus School Trust	795,184
45	Southern Land Committee Trust	316,280
46	Suidoosterfees	420,950
47	Tsepo's Skills Project	155,000
48	University of Cape Town	1,185,000
49	University of Cape Town Centre for Creative Writing	364,800
TOTAL ARTS		44,285,586
		228,817,685

CHARITIES

National Bodies

1	Abbeyfield Society of SA	700,000
2	Age in Action	10,129,329
3	Alzheimer's South Africa	2,185,500
4	Arthritis Foundation of SA	761,000
5	Befrienders South Africa	277,592
6	Black Sash Trust	500,000
7	Cancer Association of South Africa	24,493,165
8	Catholic Institute of Education	2,750,000
9	Centre for Early Childhood Development	861,760
10	Child Welfare South Africa	9,760,126
11	Co-Operative Organisation for Upgrading of Numeracy	50,000
12	Cotlands Johannesburg	1,840,862
13	Curamus Association Thaba Tshwane	377,388
14	Deafblind SA	500,000
15	Disabled People of South Africa	2,000,000
16	Down Syndrome Association: Tshwane	575,200
17	Down Syndrome SA	200,000
18	Dystonia Association of SA	50,000
19	Dystonia Association SA	512,000
20	Educo Trust of Africa	1,500,000
21	Epilepsy South Africa	1,500,000
22	FAMSA National Office	1,506,550
23	Flower Foundation Homes for the Aged	2,079,352
24	Gender Advocacy Programme	300,000
25	Girls & Boys Town SA	1,487,687
26	Hospice Association of SA	100,000
27	Institute for the Deaf	1,500,000
28	JET Education Services	602,200
29	Kibbutz El - Shamamah	200,000
30	Lifeline Southern Africa	1,892,400
31	Lions Club International	500,000
32	National Community Based Paralegal Association	920,000
33	National Council for Persons Physical Disabilities	750,000
34	National Council of SPCA's	300,000
35	National Welfare Social Services & Development Forum	2,660,000
36	NICRO	18,745,535
37	NISAA Institute for Women's Development	800,000
38	Operation Hunger	1,000,000
39	Operation Hunger	2,080,510
40	OVV Provincial Executive Board	750,000
41	Parkinson Association, South Africa	344,607
42	Rachel Swart Fund	500,000
43	Reach for a Dream, Johannesburg	500,000
44	READ Educational Trust	7,500,000
45	Resources Aimed at Prevention of Child Abuse & Neglect	1,000,000
46	Retina SA	901,500
47	Retina SA Northern Gauteng	100,000
48	Rural Development Support Programme	800,000
49	SA Federation for Mental Health	500,000
50	SA Federation for Mental Health	500,000
51	SA Guide Dogs Association	500,000

52	SA Legion	102,000
53	SA Mobility for the Blind Trust	217,900
54	SA Society for the Prevention of Child Abuse	100,000
55	SANCA Johannesburg	2,361,995
56	SAVF Arcadia	500,000
57	SAVF Immergroen Home for Frail Aged	400,000
58	Shangri La Self Help Centre	400,000
59	Siyabhabha Trust Development & Welfare Agency	2,000,000
60	South Africa Depression & Anxiety Group	1,000,000
61	South Africa National Council for the Blind	5,000,000
62	South African Blind Workers Organisation	1,000,000
63	South African Guide Dogs Association	225,000
64	South African Legion	200,000
65	South African NGO Coalition	250,000
66	The Compassionate Friends	150,000
67	The Non-Profit Consortium	500,000
68	Volunteers Centre	500,000
69	Wozobona Early Childhood Development	1,500,000
70	Youth for Christ SA	1,500,000
71	Youth for Christ SA	1,500,000

132,251,158

Eastern Cape

1	AB Educare Centre	196,638
2	Action Group for Children in Distress	400,000
3	ACV Alexandria Diaz Home	337,854
4	ACV Dordrecht	151,383
5	ACV Eldorado Southernwood	137,649
6	ACV Huis Carrie Dreyer	670,000
7	ACV Huis van de Graff Old Age Home	300,000
8	ACV Middleburg	603,551
9	ACV Moreson Children's Home	253,000
10	ACV Port Elizabeth	1,000,000
11	ACV Port Elizabeth	1,000,000
12	ACV Port Elizabeth Central	300,000
13	African Scholars Fund	75,000
14	Algoa Bay Council for the Aged	155,710
15	Amatola Haven Stutterheim	150,000
16	Association for the Rehabilitation	783,245
17	B.K.S.B. Centenary Memorial Company	470,000
18	Berea Gardens Retirement Foundation	2,447,216
19	Butterworth Thembaletu Child & Family Welfare	343,000
20	Callie Evans Lodge, Cathcart	250,000
21	Camama Cheshire Home	300,000
22	Care Ministry, Port Elizabeth	200,000
23	Child Welfare SA: Adelaide	306,500
24	Cleary Estate Cheshire Home	240,000
25	CMR Burgersdorp	6,125
26	CMR Burgersdorp	45,340
27	CMR Drakensburg	242,763
28	CMR NG Kerk King Williamstown	204,700
29	CMR Oos Londen	360,660
30	CMR Port Elizabeth	1,500,000
31	CMR Queenstown	678,827
32	CMR Ring van Graff-Reinet	277,190
33	Cradock Child & Family Welfare Society	400,000
34	Dikeni Disability Self-Help Association	50,000
35	Dordrecht Legal Advice Office	400,000
36	Drosty Protective Workshop	152,962
37	Early Learning Centre Trust Port Elizabeth	500,000
38	East London Child & Family Welfare Society	796,650
39	East London Children's Home	1,000,000
40	East London Senior Citizen Association	129,276
41	Eastern Province Child & Youth Care Centre	359,900
42	Elliot Home for the Aged	316,955
43	Eluxolweni Charitable Trust Grahamstown	607,644
44	Faith & Hope Integrated HIV AIDS Programme	536,100
45	Family & Marriage Society of South Africa	1,174,591
46	Family and Marriage Society of SA	676,012
47	FAMSA Grahamstown	436,000
48	FAMSA Stutterheim	280,100
49	FAMSA Stutterheim	603,420
50	Gert Greeff Tehuis	320,511
51	Grahamstown Child & Family Welfare Society	187,262
52	Grahamstown Hospice	353,385
53	Horizon Care Centre	375,185
54	Huis Formosa Old Age Home	567,844
55	Huis John Vorster	741,025
56	Huis Louisa Meyburgh	838,680
57	Huis Spitkop Old Age Home	350,000
58	Huis Welverdiend	587,575
59	Huis Welverdiend	300,000
60	Ikamva Labantu	499,200
61	Ikhezi Lokusa Rehabilitation Centre	1,020,100
62	Jamestown Legal Advice & Community Development	492,709
63	Kenton Bushmans Child & Family Welfare Society Kenton on Sea	390,000
64	Khanyisa Community Educare Development	500,000
65	Khululeka Community Development Centre	700,000
66	Leisure Homes for Senior Citizens, East London	387,400
67	Madeira Home Housing Utility Company	300,000
68	Marais Steyn Home	299,000

BENEFICIARIES

for the year ended 31 March 2006



69	Marselle Service Centre	300,000
70	Masibambane Christian Development Centre	300,000
71	Masikhule Early Childhood Development Centre	500,000
72	Masinedane Training Centre for Intellectually Impaired	237,280
73	Masizame Training Centre	306,993
74	Matatiele Advice Centre	700,000
75	McClelland Adult Centre for the Handicapped	337,319
76	MTR Children's Haven	1,000,000
77	Nkosinathi Foundation of the Blind	435,000
78	Ons Tuiste Humansdorp	411,954
79	Oosterland Youth Centre	957,000
80	OR Tambo Disabled People's Organisation	350,000
81	Peace Africa Youth Centre, King Williamstown	300,000
82	Peddie Women's Support Centre	299,720
83	Planned Parenthood Association of SA	3,000,000
84	Port Alfred Benevolent Society	290,000
85	Port Elizabeth Charity Organisation	95,000
86	Port Elizabeth Deaf Association	650,000
87	Port Elizabeth Mental Health Society	1,500,000
88	Port Elizabeth Mental Health Society	1,000,000
89	Project for Conflict Resolution & Development	500,000
90	Quadruplegic Association of the Eastern Cape	250,000
91	Restoration for Human Abilities	100,000
92	SANCA Port Elizabeth	700,000
93	SANCA Port Elizabeth	753,146
94	Seringa Association for the Aged	490,483
95	Society for the Physically Disabled Grahamstown	19,670
96	SPCA East London	250,000
97	SPCA East London	200,000
98	SPCA Port Alfred & Ndlambe District	150,000
99	SPCA Stutterheim	150,000
100	Sterkstroom Legal Advice Centre	400,000
101	Summerstrand Cheshire Home Port Elizabeth	680,000
102	Temba Community Development Services	150,000
103	Tembelihle Home	245,500
104	Tembisa Child & Family Welfare	1,522,400
105	Thyilulwazi Educare Centre, Bathurst	30,000
106	Tsolwana Child & Family Welfare Society	632,000
107	Uitenhage Child & Family Welfare Society	376,558
108	Uitenhage Child & Family Welfare Society	296,512
109	Umtata Child & Family Welfare Society	92,000
110	Umtata Child Abuse Resource Centre	101,118
111	Umtata Women's Support Centre	200,000
112	Vezi Danga Welfare Organisation for the Aged	44,700
113	Vezohuhle Youth Development Project	631,088
114	Vukani Centre for Children with Special Needs	301,279
115	Walmer Soup Kitchen	373,586
		54,626,143

Free State

1	ADP Free State, Bloemfontein	3,000,000
2	Agang AIDS Service Organisation	500,000
3	AIDS Mission Outreach Trust Lebone Care Centre	308,100
4	Aurora Alcohol & Drug Centre	437,993
5	Aurora Alcohol & Drug Centre Bloemfontein	405,000
6	Bethlehem Child & Family Welfare Society	691,346
7	Bultfontein Versorgingsdienste	328,130
8	Child & Family Welfare Society Bloemfontein	1,000,000
9	Catholic Community Service	449,383
10	Dihlabeng Development Initiative	300,000
11	Epilepsy South Africa	199,880
12	FAMSA Bloemfontein	581,800
13	FAMSA Northern Free State	999,758
14	FAMSA Welkom	999,486
15	Golden Gateway Hospice	290,000
16	Golden Gateway Hospice Bethlehem	503,800
17	Goldfields Child & Family Welfare Society	824,396
18	Goldfields Child & Family Welfare Society	600,000
19	Huis Silverjare Petrus Steyn	165,000
20	Khanya Community Based Organisation Botshabelo	123,400
21	Lady Brand Hospice	705,760
22	Lesedi - Lechabile Primary Care	300,000
23	Maokeng Association for People living with HIV/AIDS	274,920
24	Maokeng Child & Family Welfare Society	494,244
25	Naledi Hospice	1,700,000
26	NG Social Services Free State	3,000,000
27	NGKA Ontwikkelingsdienste, Bloemfontein	100,000
28	Northern Free State Mental Health Welkom	200,000
29	Ntataise Trust, Viljoenskroon	200,000
30	Ntsoanatsatsi Educare Trust	1,227,268
31	OVV Brandfort	907,762
32	OVV Henneman	200,000
33	OVV Kroonstad	406,878
34	OVV Management Bloemfontein	1,000,000
35	OVV Parys	89,312
36	OVV Rouxville	200,000
37	OVV Smithfield	120,000
38	OVV Trompsburg	261,100
39	OVV Vereeniging	400,000
40	OVV Vereeniging	100,000

41	OVV Vredefort	576,071
42	Ratanang Pre-School & Crèche	100,000
43	Skemervreugde Sentrum vir Bejaardes, Paul Roux	300,000
44	Skemervreugde Sentrum vir Bejaardes Paul Roux	661,864
45	Southern Free State Mental Society	461,532
46	Southern Free State Mental Health	682,300
47	Thabiso NGO Warrenton	400,000
48	Tshepang Educare Trust	472,720
49	Vrystaat Nasorgsentrum, Bloemfontein	554,795
50	Wilgerus Versorgingsdienste	382,942
51	Zenzele Y.M.C.A. Pre-School, Kroonstad	550,000
52	Society for the Blind Bloemfontein	100,000

29,836,940

Gauteng

1	Abraham Kriel Children's Home	500,000
2	Abraham Kriel Maria Kloppers Children's Home	2,000,000
3	ACFS Community Education & Feeding Scheme	2,000,000
4	Adelaide Tambo School for the Physically Challenged	350,000
5	ADP Mamelodi	197,000
6	AFM Executive Welfare	1,576,500
7	African Self-Help Association	1,362,975
8	Agisanang Domestic Abuse Prevention & Training	2,000,000
9	AIM Centre, Kensington	200,000
10	Alexandra Health Centre & University Clinic	3,359,427
11	Amadea Safe House, Karen Park	200,000
12	Animal Anti Cruelty League JHB	302,162
13	Ann Harding Cheshire Home	873,410
14	ASHA Training & Development Trust	1,400,000
15	Association for People with Disabilities	133,200
16	Association for People with Disabilities	626,470
17	Atteridgeville Association for the Physically Disabled	278,000
18	Bambanani Support Group	100,000
19	Bee Courtwise Education Empowerment	375,000
20	Botshabelo	500,000
21	Broken Wings	768,000
22	Child & Family Welfare Society of Greater Boksburg	658,330
23	C.W.L. Adoptions Society	120,000
24	Carroll Shaw Memorial Centre	400,000
25	Casa Caritas	300,000
26	Catholic Health Care Association	2,711,761
27	Catholic Women's League	151,700
28	Catholic Women's League	193,957
29	CBDP Management Education	500,000
30	Child Line, Johannesburg	1,000,000
31	Christian Social Council, Johannesburg	300,000
32	Christian Social Council Daspoort	50,000
33	Christian Social Council Derdepoort	174,640
34	Christian Social Council of Soshanguve	768,196
35	Christian Social Council of Wonderboom	216,606
36	Christian Social Council, Pretoria North	126,500
37	Christian Social Services Council Kempton Park	350,000
38	Cluny Farm Centre JHB	900,000
39	CMR Benoni	1,500,000
40	CMR Christian Social Council Springs	250,000
41	CMR Valhalla Centurion	165,940
42	Community Action Programme	50,000
43	Community Health Soup Kitchen	210,000
44	Compassionate Friends	120,000
45	Connie Mulder Centre	1,000,000
46	Conquest for Life Newclare	4,218,793
47	Council for the Aged, Kempton Park	336,600
48	CSC North, Groenkloof	570,300
49	CSC North, Pretoria	266,500
50	CSC Ring van Heidelberg, Nigel	500,000
51	CSSC Presbytery Ferndale	136,780
52	Deans Shelter	250,000
53	Disabled People of Kwa Thema, Springs	500,000
54	Down Syndrome Association	100,000
55	Down Syndrome Association, Lyttelton	300,000
56	East Rand Protective Workshop	450,000
57	ECD Projects Association	256,250
58	Edenvale Child & Family Care Society	200,000
59	Edenvale Old Age Home	350,000
60	Educare Sunshine Rust-Ter-Vaal	100,000
61	Edukat Pre-School Training & Development	750,000
62	Ersterust Care & Training Centre	505,670
63	Ekklesia Park Tuiste vir Bejaardes	474,359
64	Ekupholeni Mental Health & Trauma Centre	500,000
65	Elandsdrift Parent Association & Child Welfare	310,570
66	Elsburg Services	600,000
67	Emmanuel Pre-School Grasmere	113,148
68	Employment Solutions	598,150
69	Epilepsy SA Gauteng	917,338
70	Epworth Children's Village	1,000,000
71	Family Life Centre FAMSA	1,758,655
72	FAMSA Pretoria	338,500
73	FAMSA Pretoria	492,607
74	Floc Nursery School Boksburg	81,000
75	Flower Foundation	129,363
76	Forest Farm Centre	475,000

BENEFICIARIES for the year ended 31 March 2006



77	Friends of Sterkfontein , Krugersdorp	396,000	167	Roger Stephens Protective Workshop	150,000
78	Gauteng Children's Rights Committee	1,000,000	168	Roodepoort Child & Family Welfare Society	300,000
79	Good Shepherd Fatima House, Pretoria	150,000	169	Roodepoort Child & Family Welfare Society	300,000
80	Greater Benoni Child & Family Welfare Society	377,000	170	Roodepoort Care of the Aged	336,000
81	Greater Benoni Child Welfare	1,000,000	171	Rusoord Centurion	812,596
82	Greater Germiston Society for Child & Family Welfare	350,000	172	SA National Lobby Group BIG	250,000
83	Hamlet Foundation	809,536	173	Sagewood Foundation	680,529
84	Hands of Compassion	277,800	174	San Michelle Home	1,000,000
85	Hospice Association of the Witwatersrand	4,387,287	175	San Michelle Home	1,386,999
86	Houghton House JHB	50,000	176	San Park Alcohol & Drug Centre	336,000
87	House of Mercy, Boksburg	1,500,000	177	SANCA Eastern Gauteng	902,914
88	House Otto Self Help	483,400	178	SANCA Johannesburg	1,991,165
89	Ikageng Old Age Relief Centre, Sharpeville	1,000,000	179	SANCA National Directorate (Eldorado Park Family Crisis Centre)	500,000
90	Ikamva Labantu Cape Town	499,200	180	SANCA Pretoria	1,500,000
91	Impumelelo Self Help Centre	381,000	181	SANCA Pretoria	1,500,000
92	Institute for Primary Health	1,000,000	182	SANCA West Rand Clinic	1,215,595
93	Institute for Primary Health	500,000	183	SAVF Claremont	690,095
94	Iphateleng Social Development Service	295,600	184	SAVF Delia Villa Germiston	62,008
95	Irene Home, Pretoria	84,380	185	SAVF Die Anker Tehuis Germiston	322,000
96	Itlhokomeleng Association for the Aged	1,000,000	186	SAVF Heidelberg	292,262
97	Jacaranda Haven	519,840	187	SAVF Huis Dien Bothma	300,000
98	Jacaranda Haven Pretoria	600,000	188	SAVF Huis Silversig	800,000
99	Jeugland Dienssentrum	27,648	189	SAVF Jasmyn Kleuterskool	150,000
100	Johanna Raath Service Centre	115,000	190	SAVF Kowa Pienaar Home for the Aged	620,000
101	Johannesburg Association for the Aged	1,758,871	191	SAVF Moreglans Ouetehuis, Krugersdorp	450,000
102	Johannesburg Child Welfare Society	2,000,000	192	SAVF Ring Ting Nursery School & Baby Care	200,000
103	Johannesburg Child Welfare Society	500,000	193	SAVF Ring Ting Nursery School & Baby Care	200,000
104	Johannesburg Coronation Foundation	2,000,000	194	SAVF Ruimte Service Centre Pretoria	842,556
105	Johannesburg Jewish Helping Hand Burial Society	1,000,000	195	SAVF Twiggy Nursery	100,000
106	Johannesburg Parent & Child Counselling Centre	562,012	196	Self Help Skills Training Centre	850,000
107	Johannesburg Society for the Blind	1,000,000	197	Self-Help Association of the Disabled SHADAX	450,000
108	Joint Enrichment Project	857,832	198	Services for the Blind	500,000
109	Joseph Gerard Foundation	1,244,312	199	Shalom Respite Care Centre	290,000
110	Kathlehong Early Learning Resource	1,575,500	200	Sharpeville Care of the Aged	729,000
111	Khanya Family Centre	1,714,108	201	Sharpeville Care of the Aged	1,593,197
112	Krugersdorp Child Welfare	300,000	202	Society for the Jewish Handicapped	1,500,000
113	Krugersdorp Child Welfare	300,000	203	Soweto Workshop for the Blind	551,650
114	Kungwini Welfare Organisation	152,500	204	SPCA Benoni	89,633
115	Lat Wiel Self Help Centre for Quadriplegics	123,500	205	SPCA Benoni	200,000
116	Leratong Hospice	1,000,000	206	SPCA Brakpan	128,000
117	Lethabo Le Khutso	300,000	207	SPCA Bramley	200,000
118	Lifeline East Rand	500,000	208	SPCA Germiston	300,000
119	Lifeline Vaal	300,000	209	SPCA Germiston	171,936
120	Lifeline Vaal Triangle	226,063	210	SPCA Heidelberg	51,600
121	Lifeline West Rand	690,250	211	SPCA Johannesburg	100,000
122	Little Eden Society	2,000,000	212	SPCA Kempton Park	118,360
123	Living Link	210,000	213	SPCA Randburg	100,000
124	Mamelodi Society of the Care of the Aged	2,000,000	214	SPCA Randfontein	300,000
125	Marang House	100,000	215	SPCA Roodepoort	250,000
126	Marang House	400,000	216	SPCA Sandton	100,000
127	Marati Senior Citizen Social Club	25,000	217	SPCA Sandton & Eastern Metro	150,000
128	Mary Immaculate Queen Pre School	110,000	218	SPCA Vanderbijlpark	50,000
129	Meals on Wheels for the Aged	286,963	219	Springs & Kwa Thema Child & Family Welfare Society	1,269,980
130	Millenium Aids Awareness Project	342,720	220	St Francis Care Centre	1,000,000
131	Mission 96	424,586	221	St Georges Home, Bedfordview	500,000
132	Mothwa Haven	651,000	222	St Giles Association	490,000
133	New Hope School	424,128	223	St John Baptist Catholic Clinic	1,492,500
134	New Image Rover Crew Kwa Thema	300,000	224	St Josephs Home for the Children	600,000
135	NG Ministry of Caring	300,000	225	St Mary's Children's Home	1,500,000
136	NISAA Institute for Women Development	500,000	226	St Mary's Children's Home	500,000
137	Nokuthula Centre	200,000	227	St Mary's DSG Outreach	1,000,000
138	North Gauteng Mental Health	1,063,694	228	St Mary's DSG, Pretoria	400,000
139	Northern Pretoria Development Scheme	116,860	229	St Nicholas Home for the Children	624,270
140	Novalis House Incorporated	218,288	230	Sunshine Centre Association	871,680
141	Novalis House Incorporated	377,375	231	Talitha Stimulation Centre for Disabled	320,000
142	Ons Herberg Tehuis vir Bejaardes Bronkhorstspuit	575,697	232	Tembisa Child & Family Welfare Organisation	1,111,219
143	Papillon Foundation	50,000	233	Tembisa Self Help Ass for Disabled	800,000
144	Peace Makers Home Based Care	338,000	234	Thabong Educare Resource Centre	400,000
145	Philani Support Group	500,000	235	Thandanani Centre Brothers of Charity Services	1,000,000
146	Phyllis Robertson Housing Care & Rehabilitation	245,844	236	Thembelisha Community Support	500,000
147	Phyllis Robertson Housing Care & Rehabilitation	94,834	237	Thusanang Child & Family Welfare Society	886,394
148	Pioneer House Johannesburg	500,000	238	Thusong Centre for the Mentally Handicapped	256,926
149	Pretoria Central Community Centre	396,900	239	Tiba Services for the Blind	26,995
150	Pretoria Community Ministries	1,000,000	240	Tikkun	2,500,000
151	Pretoria School for Cerebral Physical & Learning Disabled	327,123	241	Township Aids Project, Soweto	2,003,800
152	Pretoria Sungardens Hospice	2,647,140	242	Tshwane Deaf Association Pretoria	500,000
153	Princess Christian Home	500,000	243	Tshwaranang Midrand	50,000
154	Princess Christian Home	270,000	244	Uitkoms Home for Unmarried Mothers	124,493
155	Quadriplegic Association of Gauteng	500,000	245	Union of Jewish Women	35,552
156	Quadriplegic Association of Gauteng	200,000	246	Usizo Uluntwini	469,016
157	Queen Alexandra Retirement Village JHB	200,000	247	Usizolwethu Home Based Care	378,850
158	RAHAB Centre	451,960	248	Vaal Aids Home Based Care	200,000
159	Rand Aid Association	2,000,000	249	Vaal Triangle Alcohol & Drug Help Centre	400,000
160	Ratanang Group for Children with Multiple Disabilities	518,824	250	Vanderbijlpark Child & Family Welfare Society	450,000
161	Reiger Park Early Childhood & Women Development	200,000	251	Vereeniging Child & Family Welfare Society	200,000
162	Remme Los Self Help	300,000	252	Villalza Support Group	200,000
163	Resthaven Ministries	400,000	253	Vita Nova	930,000
164	Restorative Justice	800,000	254	We Are Not Alone Caregivers	150,000
165	Rethabile-Taung Day Care Centre	154,600	255	West Rand Association for the Physically Disabled	800,000
166	Rhema Services Foundation	250,000	256	Wilson Lebone Crèche	215,000

BENEFICIARIES for the year ended 31 March 2006



257	Witkoppen Health & Welfare Centre	477,625
258	Wolmer Community Project	260,000
259	Women & Men Against Child Abuse	750,000
260	Women for Peace (Basadi Ba Khotso) East Rand Branch	50,000
261	Women's Civic Benevolent Society	445,993
262	Women's Civic Benevolent Society	300,000
263	Women's Development Foundation	2,500,000
264	Woodside Sanctuary Melville	560,602
265	YANA Pretoria Association for Persons with Schizophrenia	300,000
266	Zakheni Early Learning Centre	164,000
		165,208,522

KwaZulu Natal

1	Alexandra Homes for the Aged	145,184
2	Amanzimtoti Child & Family Welfare Society	123,650
3	Amanzimtoti Young Men's Christian Association	525,821
4	Animal Anti-Cruelty League, Durban	200,000
5	Ass for Physically Challenged South Natal	600,000
6	Ass for Training & Resources in Early Education	885,280
7	Association for the Aged TAFTA	1,836,608
8	Association for the Physically Challenged Newcastle	300,000
9	Association of Sign Language Interpreters	195,903
10	Browns School	611,382
11	Careways Community Centre	101,220
12	Cheshire Home Sparks Estate Overport	200,000
13	Childline Family Centre, Overport	500,000
14	Children Assessment & Therapy Centre	500,000
15	Clermont Community Resource Centre	637,342
16	CMD Kwa-Zulu Natal	154,166
17	CMR Vryheid	394,271
18	CREATE- Enable Education, Training & Development	700,000
19	Domestic Violence Assistance Programme	269,940
20	Durban & Coastal Mental Health Society	1,000,000
21	Durban Children's Society	1,681,000
22	Ekubusisweni Child & Family Welfare Society	501,452
23	Ekujabuleni Children's Home	500,000
24	Emuseni Centre	144,000
25	Epilepsy SA KZN	950,000
26	Eshowe Child & Family Welfare	300,000
27	Eshowe Child & Family Welfare Society	750,000
28	Family Literacy Project	300,000
29	FAMSA Pietermaritzburg	345,252
30	Fulton School, Durban	600,000
31	Greater Molweni Community Resource Centre	250,000
32	Greytown & District Care of the Aged	500,000
33	Haven of Rest	250,000
34	Headway Natal	250,000
35	Highway Hospice Association	800,000
36	Howick & District Council for the Care of the Aged	626,362
37	Inkululeko , Vryheid	240,000
38	Issy Geshen Home	388,900
39	Izingolweni Child & Family Welfare Society	50,000
40	Kammaland Pre-Primary School	426,000
41	King Williamstown Child Youth Care Centre	500,000
42	Kingsburgh Child & Family Welfare Society	300,000
43	Kingsburgh Child & Family Welfare Society	174,800
44	Kokstad Child & Family Welfare Society	789,806
45	Koningsdal Child & Youth Care Centre	1,000,000
46	Kwa Zulu Natal Deaf Association	200,000
47	Kwa Mashu Community Resource Centre	300,000
48	KwaZulu Natal Federal Council on Disability	300,000
49	KwaZulu Natal Programme for Survivors of Violence	600,000
50	KwaZulu Natal Society for the Blind	500,000
51	KZN Christian Social Services	61,000
52	KZN CMD	587,693
53	La Gratitude Home for the Aged	500,000
54	Ladysmith & District Child & Family Welfare	235,204
55	Ladysmith & District Child & Family Welfare Society	235,204
56	Lamontville HIV/AIDS Support Centre	500,000
57	Lifeline Zululand	530,000
58	Lifeline Zululand	312,480
59	Little Elephant Centre for Early Education	538,643
60	Little Elephant Training Centre for Early Learning Education	117,500
61	Mandawe & District Child & Family Welfare	700,000
62	Margate & District Child & Family Care Centre	350,000
63	Marian Home Pietermaritzburg	125,000
64	Mariann Child Care Group	25,000
65	Masakhane Organisation of SA	50,000
66	Matatiele Child & Family Welfare Society	325,760
67	Msunduzi Hospice Association	790,756
68	Mthubutuba Child & Family Welfare Society	200,000
69	Mzamo Child Guidance Clinic	759,900
70	Natal Early Learning Resource Unit	400,000
71	Natal Kinderhuis	300,000
72	Natal Society for the Blind	878,505
73	Natalse Christelike Vrouvereëninging Pietermaritzburg	400,000
74	Nazareth House Caring for the Aged	500,000
75	New Beginnings Early Childhood Development	200,000
76	Newcastle Child & Family Welfare Society	105,000
77	Newcastle Child & Family Welfare Society	255,011
78	Nkosinathi Community Development Organisation	150,000

79	Open Door Crisis Care Centre Pinetown	200,000
80	Operation Upgrade, Durban	305,871
81	PADCA, Pietermaritzburg	1,428,685
82	Phoenix Child & Family Welfare Society	238,957
83	Phoenix Community Centre	100,000
84	Phoenix Poverty Reduction Association	25,000
85	Pietermaritzburg Ass for the Aged	495,232
86	Pietermaritzburg Association for the Aged	526,279
87	Pietermaritzburg Children's Home	370,000
88	Pietermaritzburg Mental Health Society	700,000
89	Pinetown Highway Child & Family Welfare Society	1,000,000
90	Pinetown Highway Child & Family Welfare Society	1,000,000
91	PMB Cerebral Palsy	200,000
92	Port Shepstone Child & Family Welfare Society	1,000,000
93	Pregnancy Resource Centre	200,000
94	Project Empower	200,000
95	Project Gateway	550,000
96	Quadriplegics Association of KZN	662,865
97	Queensburgh Cheshire Home	509,301
98	Rehoboth Trust	142,650
99	Richards Bay Family Care	487,355
100	Rob Smetherham Bereavement Service for Children	345,240
101	SANCA Durban	400,000
102	SANCA Durban Alcohol & Drug Centre	223,608
103	SANCA Pietermaritzburg	450,000
104	Shepherds Keep	500,000
105	Sibusisiwe Clermont Child & Family Welfare	400,000
106	South Coast Hospice Association	500,000
107	SPCA Amanzimtoti	200,000
108	SPCA Howick	100,000
109	SPCA Kloof & Highway	260,000
110	SPCA Pietermaritzburg	229,780
111	SPCA Richards Bay	319,282
112	SPCA SANI Underberg	100,000
113	SPCA SANI Underberg	193,082
114	St Clements Home Based Care Project	1,000,000
115	St Thomas Home	100,000
116	Street Children Forum	233,900
117	Thembaletu Welfare	800,000
118	Union of Jewish Women	50,000
119	Verulam Regional Hospice Association	100,000
120	Zibambeleni Gamalakhe	150,000
121	Ziphakamise, Port Shepstone	1,000,000
122	Zululand Hospice	500,000
123	Zululand Mental Health Society	139,700

53,167,782

Limpopo

1	APD Limpopo	500,000
2	CHOICE Comprehensive Health Care Trust	150,000
3	Christian Social Council Louis Trichardt	74,200
4	Christian Social Council Musina	30,000
5	Christian Social Council Potgietersrus	263,800
6	CSC Louis Trichardt	94,000
7	Golang / Kulani ELC	411,109
8	Golang Early Learning Centre	600,000
9	Hlatlanang Health & Nutrition Project	1,000,000
10	Itereleng Development Phalaborwa	3,588,500
11	Kurisani Crèche	50,000
12	Lifeline Durban	800,000
13	Mabana Crèche	194,280
14	Magnus Pre-School Phalaborwa	330,000
15	Makotse Women's Club, Lebogakgomo	785,000
16	Mangaya Crèche Mangaya Village	147,544
17	Malailai Day Care & Selfhelp Sewing Project	200,000
18	Mzilela Early Learning Centre & Alpha Support Care	234,058
19	Nababeep Advice & Development	500,000
20	Namaqualand Association for Pre-School Education	1,248,707
21	Paramount Children of Africa	100,000
22	Pietersburg Child & Family Welfare Society	790,775
23	Potgietersrus Service Centre for the Aged	164,618
24	Raliphaswa Faranani Community Pre-School	153,000
25	Rehlahleng Centre for Disabled Project	50,000
26	Riakona Community Based Rehabilitation	750,000
27	SA National Tuberculosis Association	205,040
28	SAVF Ellisras	500,000
29	SAVF Hansie & Grietjie Kleuterskool	45,000
30	SAVF Maroela Diensentrum	82,950
31	SAVF Tzaneen	416,576
32	SAVF Tzaneen Kleuterskool	260,000
33	Shirley Pre-School	100,000
34	SPCA Letaba	200,000
35	SPCA Louis Trichardt	100,000
36	SPCA Percy Fyfe Mokopane	207,000
37	SPCA Phalaborwa	100,000
38	The Thusanang Association & Trust Haenertsburg	381,214
39	Thohoyandou Victim Empowerment Trust	533,335
40	Thusanang Association & Trust	469,524
41	Warmbad Rusoord Maatskapy	240,000

17,050,230

BENEFICIARIES for the year ended 31 March 2006



Mpumalanga

1	Aids Care Training & Support, White River	1,220,000
2	Catholic Women's League	193,957
3	Child Welfare Witbank	101,750
4	Christian Social Council Carolina	252,000
5	Christian Social Council, Lydenburg	257,265
6	CMR Ermelo	100,000
7	CMR Volksrust	106,645
8	CSC Mpumalanga	700,000
9	FAMSA Northern Mpumalanga	233,135
10	FAMSA Northern Mpumalanga	233,155
11	Hamlet Foundation	709,906
12	Highveld Ass for the Physically Disabled	500,000
13	Highveld East AIDS Project Support	1,000,000
14	Hospice of White River	402,536
15	Hospice of White River	560,000
16	Jabulani Crèche Moteti	100,000
17	Khulakale Educare Centre	668,899
18	Kubonakele Human Rights Democracy & Justice Centre	200,000
19	Kwa Guqa One Stop Health & Welfare Centre	192,250
20	Lowveld Association for Persons with Disabilities	250,000
21	Lydenburg Service Centre	380,214
22	Millennium Home of Hope White River	125,000
23	Mkhondo Alathia Rehabilitation Centre	1,000,000
24	Mpumalanga Council for Persons with Disabilities	500,000
25	Mpumalanga Council for Persons with Disabilities	500,000
26	Mpumalanga Mental Health Society	319,763
27	Nelspruit Child & Family Welfare	1,269,207
28	Ons Eie Old Age Home	398,430
29	Phakamang Community Resource Centre	381,100
30	SANCA Nelspruit	382,738
31	SANTA Senotlelo Branch	50,000
32	SAVF Belfast Children's Home	750,000
33	SAVF Bethal	170,042
34	SAVF Carolina Ons Eie Oueteuhuis	305,538
35	SAVF Immergroen Home for Frail Aged	87,003
36	SAVF Korale Dienssentrum Amersfoort	180,000
37	SAVF Louis Hildebrandt Children's Home	500,000
38	SAVF Nelspruit	400,000
39	SAVF Rustig Old Age Home	500,000
40	SAVF Schoongesicht Luncheon Club	100,000
41	SAVF Silwerjare Old Age Home	400,000
42	SAVF Social Work Office Nelspruit	345,000
43	SAVF Tzaneen	255,706
44	SAVF Volksrust	173,127
45	Siyaphumelela Day Care Centre	214,510
46	Siyathuthuka Nursery School Project	400,000
47	Siyathuthuka Nursery School Project Delmas	300,000
48	SPCA Highveldridge, Secunda	150,000
49	SPCA Witbank	200,000
50	SPCA Witbank	150,000
51	Topsy Foundation	500,000
52	Volksrust Rusoord Old Aged Home	697,268
53	Vulindlela Crèche	100,000
54	Vulingcondo Stimulation Centre	385,266
55	White River Child Welfare	500,000
56	Witbank Society for the Aged	835,072
57	Zamokuhle Child & Family Welfare Society	148,180
58	Zihlomiseni Community Development Centre	300,000
		22,334,662

Northern Cape

1	ACVV De Aar	200,000
2	ACVV Loeriesfontein	200,000
3	ACVV Loeriesfontein	200,000
4	ACVV Oranjevoet, Upington	200,000
5	ACVV Prieska	328,000
6	ACVV Prieska	275,655
7	ACVV Springbok	156,275
8	Association for Persons with Physical Disabilities	500,000
9	Bosele Home Based Care	50,000
10	Colesburg Old Age Home	236,000
11	Diakonale Dienste Springbok	100,000
12	Ethembeni Community Centre	584,500
13	Family & Marriage Soc of SA	4,000,000
14	Hospice Association, Kimberley	284,821
15	Integrated Programme ACVV Danielskuil	384,216
16	Kimberley Benevolent Society	50,000
17	Kindersorg Suid Afrika, Fraserburg	384,000
18	Kindersorgvereniging Delpoortshoop	69,400
19	Mother Theresa Hospice	400,000
20	Naledi Ya Moso	72,612
21	Namakwa Katolieke Ontwikkeling	400,000
22	Namaqualand Association for Pre-School Education	865,606
23	NG Welsyn Kimberley	944,876
24	NG Welsyn Kimberley	1,130,562
25	Northern Cape Alcohol & Drug Office	469,000
26	Northern Cape Educare Trust	959,400
27	Northern Cape Mental Health for Yonder	822,317
28	Rooms Katolieke Sending Kinderhuis	110,000
29	SPCA Kimberley	245,687

30	Steinkopf Advice Centre	164,460
31	Tamar Shelter Society	160,908
		14,948,295

North West

1	ADRA Schweizer-Reneke	198,749
2	Bertoni Mercy Clinic	500,000
3	Brits Hospice	200,000
4	Brits Hospice	313,000
5	Child & Family Welfare Society Stilfontein	500,000
6	Christian Social Council Bela Bela	145,691
7	CSC Brits	728,000
8	ECD Projects Association	256,250
9	FAMSA Potchefstroom	1,890,237
10	Guidance Educational Youth Project, Kanana	622,561
11	Hospice North West, Klerksdorp	1,000,000
12	Hospice Potchefstroom	899,000
13	Huis Delarey	8,514,173
14	Itireleng Community Advice Centre	322,880
15	Johannesburg Parent & Child Counselling Centre's	562,012
16	Keletsong Community Training & Resource Centre	200,000
17	Leseding Care Givers, Hammanskraal	400,000
18	Lifeline Mafikeng	259,210
19	Lifeline North West Rustenburg	324,615
20	Maboloka HIV/AIDS Awareness Organisation	598,340
21	Mercy Clinic, Rosslyn	2,250,000
22	Moretele Sunrise Hospice	600,000
23	National Welfare Social Service & Development Forum	6,191,929
24	NG Welfare Abraham Kriel, Potchefstroom	1,000,000
25	NG Welfare Potchefstroom	1,000,000
26	North West Mental Health, Potchefstroom	510,000
27	Orkney Child Welfare	718,000
28	Orkney Community Legal Development & Education Centre	150,000
29	Potchefstroom Child & Family Welfare Society	500,000
30	Potchefstroom Child & Family Welfare Society	450,000
31	Potchefstroom Service Centre for the Aged	730,030
32	Potchefstroom Service Centre for the Aged	461,682
33	Reiteretse Disabled Association	300,000
34	Relebogile Care & Support Group	331,499
35	Rustenburg Child & Family Welfare Society	400,000
36	Saamspan Service Centre, Rustenburg	111,288
37	SAVF Edith Smith, Christiana	453,077
38	SAVF Evanna Old Age Home	346,584
39	SAVF Family Care Klerksdorp	500,000
40	SAVF Huis Lou van Wyk	300,000
41	SAVF Lichtenburg	207,280
42	SAVF Lolliepop Crèche	230,182
43	SAVF Ons Hulde	1,088,048
44	SAVF Rethabile Klerksdorp	482,000
45	SAVF Rethabile Klerksdorp Children's Home	360,650
46	SAVF Rustenburg	384,056
47	SAVF Rustenburg	40,860
48	SAVF Standerton Family Crisis Centre	500,000
49	SAVF Ventersdorp Old Age Home	171,400
50	SAVF Ventersdorp Oueteuhuis	458,636
51	Society for Prevention of Cruelty to Animals	50,000
52	SPCA Hartbeespoort	150,000
53	SPCA Mafikeng	310,000
54	SPCA Potchefstroom	100,000
55	SPCA Rustenburg	50,000
56	Tlamelang Day Care Centre	200,000
57	Traditional HIV/AIDS Home Based Care	578,080
58	Tsholofelo Early Learning Centre	100,000
59	Tsibogang Christian Action Group	300,000
60	Tumelong Mission, Hillcrest	3,500,000
61	Zeerust Tehuis vir Bejaardes	500,000
		45,499,999

Western Cape

1	Abbeyfield Society of SA	200,000
2	ACVV Bambi Centre, Canterbury	200,000
3	ACVV Bothasig Crèche	284,650
4	ACVV Bothasig Crèche Dienstak Bothasig	333,700
5	ACVV Caledon	628,549
6	ACVV Calitzdorp	200,000
7	ACVV Cape Town	300,000
8	ACVV Cape Town	800,000
9	ACVV De Grendel Crèche	105,000
10	ACVV Dyseldorp	489,225
11	ACVV Edelweiss Dienstak en Wooneenhede	300,000
12	ACVV Hoofbestuur Cape Town (Vredenburg)	92,266
13	ACVV Huis van Niekerk Strand	163,340
14	ACVV Huis Ysterplaat Cape Town	500,000
15	ACVV Mooreesburg	259,550
16	ACVV Paarl Vallei	172,949
17	ACVV Paarl Vallei	154,785
18	ACVV Porterville	31,950
19	ACVV Riversdal	270,000
20	ACVV Robertson	500,000
21	ACVV Robertson	684,622
22	ACVV Somerset West	250,000
23	ACVV Stellenbosch	450,000

BENEFICIARIES

for the year ended 31 March 2006



24	ACVV Strand	1,198,000	114	Jeug Uitreik/Youth Outreach Idas Valley	100,000
25	ACVV Swellendam	200,000	115	Jireh Community Projects	500,000
26	ACVV Touwsrivier	245,086	116	Joy Day Care Centre	50,000
27	ACVV Uniondale	370,000	117	Joy for Life	500,000
28	ACVV Wellington	800,000	118	Karoo Lelies	56,650
29	African Scholars Fund	75,000	119	Khanyisa Educare Centre	149,000
30	Animal Anti-Cruelty League, Cape Town	100,000	120	Klein Kapteintjies Day Care Centre	144,767
31	Animal Rescue Organisation	200,000	121	Knysna Association for the Physically Disabled	200,000
32	Association for Physically Disabled Western Cape	386,000	122	Knysna Association for the Physically Disabled	150,000
33	Athlone School for the Blind Association Bellville	624,960	123	Knysna Hospice	417,385
34	Autism Western Cape	600,000	124	Knysna Sedgefield Hospice	500,000
35	Aviat Crèche	75,000	125	Kranshoek Child & Family Welfare Society, Plettenberg Bay	300,000
36	Beautiful Gate Ministry	300,000	126	Ladismith Kinder en Gesingsorg	362,842
37	Beautiful Gate Ministry Muizenburg	295,000	127	Laingsburg Child & Family Welfare Society	40,200
38	Beth Rapha	100,000	128	Lat Wiel Self Help	160,000
39	Biblione South Africa	906,672	129	Lingelihle Old Age Home	233,481
40	Breede River Community Learning Centre	100,000	130	Little Flower Pre-School	100,000
41	Breede River Hospice	398,444	131	Little Stars Pre School	250,000
42	Build a Better Society (BABS) Kewtown	500,000	132	Llitha Labantu	470,000
43	Camphill Village, Dassenberg	887,550	133	Manenberg Pre-School	300,000
44	Cape Mental Health Society	700,000	134	Margaret's House	176,000
45	Cape Mental Health Society	1,000,000	135	Marsh Memorial Homes	300,000
46	Cape Town Association for the Physically Disabled	473,100	136	Maryland Literacy Programme	150,000
47	Cape Town City Mission	2,500,000	137	Maryland Literacy Programme	270,865
48	Carel Du Toit Centre	500,000	138	Masakane Youth Centre	100,000
49	Caring Network	500,000	139	Masakhane Youth Centre	666,429
50	Catholic Hostel for the Deaf	369,647	140	Masigcine Children's Home	183,391
51	Centre for Conflict Resolution Cape Town	400,000	141	Matie Community Service	950,000
52	Child & Family Care Society of the Sandveld	279,000	142	Matie Community Service	850,000
53	Child Welfare Napier	1,000,000	143	Media & Training Centre for Health	61,150
54	Christine Revell Children's Home	320,000	144	Mosaic Training Service & Healing Centre for Women	500,000
55	Christine Revell Children's Home	317,400	145	Muscular Dystrophy Foundation	600,000
56	Citizens Advice Bureau	150,000	146	N & J Huisskool	108,200
57	Citizens Advice Bureau	185,000	147	N & J Huisskool	94,600
58	Comcare Trust	303,000	148	National War Memorial Health Foundation	500,000
59	Comcare Trust	88,029	149	National War Memorial Health Foundation	200,000
60	Community Based Child & Youth Protection Programme	264,400	150	Nolubabalo Pre School	50,000
61	Community Based Child & Youth Protection Programme	286,400	151	Nolukhanyo Educare Centre	476,014
62	Coronation Memorial Home for the Aged	300,000	152	Noluthando Educare Centre	60,000
63	Coronation Memorial Home for the Aged	450,000	153	Nomzamo Educare Centre	91,180
64	Deaf Community of Cape Town	500,000	154	O.W.L. Haven Shelter	233,430
65	Drakenstein Centre for Persons with Disabilities	615,528	155	Oasis Association	502,100
66	Drakenstein Hospice	506,923	156	Oasis Association	250,000
67	Eerste River Blue Downs HIV/AIDS Action Group	333,595	157	OIL Reach Out Adolescent Training	100,000
68	Ekhulaleni Pre-School	350,000	158	Olifantriver Association for the Physically Disabled	500,000
69	Elim Home	303,700	159	Orion Organisation	400,000
70	Elkana Childcare Project	360,000	160	Oudtshoorn Vereeniging vir Ligaamlik Gestremdes	406,000
71	Emma Animal Rescue Society	1,138,000	161	Overstrand Child & Youth Care Centre	300,000
72	Emma Animal Rescue Society	100,000	162	Paarl & District Child & Family Welfare Society	330,100
73	Empilweni	500,000	163	Paarl & District Child & Family Welfare Society	385,888
74	Epilepsy SA	500,000	164	Paarl Hospice	350,000
75	Eric Miles Cheshire Home	200,000	165	Parent Centre	500,000
76	Eric Miles Cheshire Home	652,923	166	Parent Centre	396,000
77	Eye Bank Foundation of SA	50,000	167	Philippi Trust SA	50,000
78	Eyethu Educare Centre	10,000	168	Plettenburg Bay Child & Family Welfare	413,999
79	FAMSA Karoo	500,000	169	Pando Children's Village Trust McGregor	120,000
80	FAMSA Knysna	549,516	170	Qhamani Educare	100,000
81	FAMSA Knysna	350,000	171	Qhamani Educare	215,949
82	FAMSA Western Cape	1,000,000	172	Rachel Swart Fund	500,000
83	Fikelela Aids Project Cape Town	231,507	173	Rachel Swart Fund	400,000
84	Fish Hoek Kommetjie Noordhoek Welfare Association	175,017	174	Rape Crisis	1,000,000
85	Flagship Project Beaufort West	228,900	175	Rape Crisis	180,000
86	Foundation for Community Work	445,210	176	Ravensmead Welfare Society	300,000
87	Foundation for Community Work	968,094	177	Robertson House	300,000
88	Friends Day Care Centre	503,665	178	Rosemoor Dienssentrum vir Bejaardes	200,000
89	George Association for the Physically Disabled	377,063	179	Rosemore Home for the Aged	500,000
90	George Child & Family Welfare Society	269,200	180	Rural Development Support Programme	179,300
91	Goedgedacht Roman Catholic Trust	500,000	181	Rural Institute for Education & Training	500,000
92	Grassroots Adult Education & Training Trust	500,000	182	SA Brain Research	50,000
93	Grassroots Adult Education & Training Trust	300,000	183	SA Kinderhuis Cape Town	500,000
94	Happy Valley Home	147,309	184	Saartjie Baartman Centre for Women & Children	954,617
95	Haven Night Shelter Welfare Organisation	1,500,000	185	Saartjie Baartman Centre for Women & Children	603,200
96	Haven of Hope, Retreat	100,000	186	Salesian Institute Street Youth Projects	730,792
97	Helderberg Child & Family Welfare Society	350,000	187	Salesian Projects Office	421,250
98	Helderberg Child & Family Welfare Society	500,000	188	SANCA - Zululand	200,000
99	Helderberg Hospice, Somerset West	500,000	189	Selfhelp Manenberg	400,000
100	Helderberg Society for the Aged	500,000	190	Sex Worker Education & Advocacy	50,000
101	Hermanus & District Society for Welfare of the Aged	50,000	191	Share Literacy Project	100,000
102	Hermanus Child & Family Welfare Society	454,375	192	Sisters Incorporated, Kenilworth	250,000
103	Homestead , Cape Town	200,000	193	Siyazama Pre-School	1,693,875
104	Hospice Stellenbosch	361,725	194	Skierelandse Beheerkomitee van die ACVV	376,992
105	Hurdy Gurdy	133,523	195	Skierelandse Beheerkomitee van die ACVV	748,774
106	Ikamva Labantu	499,200	196	Soyisile Pre-School, Nyanga	632,100
107	Ilinglethu Service Centre	165,000	197	SPCA Garden Route	100,000
108	Includid, Pinelands	350,000	198	SPCA Montagu & Ashton	100,000
109	Institute for Social Concerns	123,500	199	SPCA Oudtshoorn	65,000
110	Institute for the Deaf Worcester	858,545	200	SPCA Paarl	100,000
111	Jagersbosch Community Care Centre Stilbaai	344,058	201	SPCA Robertson	87,285
112	James House	250,000	202	SPCA Swellendam	263,991
113	James House	670,000	203	St Joseph's Adult Education	277,532

BENEFICIARIES for the year ended 31 March 2006



204	St Luke's Hospice	1,000,000
205	St Michael's Children's Home	250,000
206	St Michael's Children's Home	200,000
207	Stellenbosch Hospice	546,775
208	Sunrise Special Care Centre	25,000
209	Tikkun	2,500,000
210	Trauma Centre for Survivors of Violence	500,000
211	Triangle Project	50,000
212	Triangle Project Cape Town	50,000
213	Turfhall Cheshire Home	695,183
214	Tygerberg Ass for the Physically Disabled	124,124
215	Umthathi Training Project	600,000
216	Uniondale Advice Office	150,000
217	Vera School for Autistic Learners	717,300
218	Victoria Service Centre for the Aged	100,000
219	Victoria Service Centre for the Aged	150,000
220	Wallace Anderson Home, Riversdale	506,000
221	Wellington Child Welfare Organisation	250,000
222	Wellington Child Welfare Organisation	134,050
223	Wellington Society for the Aged	200,000
224	West Coast Ass for Persons with Disabilities	250,000
225	Western Cape Cerebral Palsy Association	1,500,000
226	Western Cape Cerebral Palsy Association	789,231
227	Wola Nani, Cape Town	500,000
228	Women on Farms Project, Stellenbosch	600,000
229	Worcester Ekumeniesie Dienste	535,000
230	Zanempilo Trust	500,000
231	Zenzele Training & Development	250,000
232	Zizamele Educare Centre	50,000
233	Zwelihle Welfare, Cape Town	100,000

TOTAL CHARITIES

90,707,341
625,631,072

SPORT AND RECREATION

National Bodies

1	Aikido Federation of SA	327,000
2	Athletics SA	1,626,000
3	Athletics SA	3,400,000
4	Athletics SA	7,000,000
5	Badminton SA	615,000
6	Badminton SA	802,000
7	Baseball SA	1,626,000
8	Basketball SA	1,626,000
9	Basketball SA	3,300,000
10	Bowls SA	425,000
11	Bowls SA	1,492,000
12	CSIR	1,000,000
13	Darts SA	63,750
14	Disability Sports SA	1,200,000
15	Jukskei SA	1,835,000
16	Karate SA	1,500,000
17	Netball SA	526,000
18	NOCOSA	2,500,000
19	Rowing SA	4,400,000
20	SA Biathlon Association	414,000
21	SA Cycling Federation	2,200,100
22	SA Dance Sport Federation	526,000
23	SA Figure Skating Association	1,474,000
24	SA Football Association	526,000
25	SA Football Association	2,700,000
26	SA Golf Association	1,500,000
27	SA Golf Development	526,000
28	SA Golf Development Board	800,000
29	SA Gymnastics Federation	1,126,000
30	SA Gymnastics Federation	2,890,000
31	SA Handball	526,000
32	SA Hockey Association	526,000
33	SA Model Aircraft Association	250,000
34	SA National Archery Association	1,800,000
35	SA National Boxing Organisation	526,000
36	SA National Equestrian Federation	1,200,000
37	SA Orienteering Federation	168,000
38	SA Rugby Football Union	1,792,000
39	SA Rugby Union	526,000
40	SA Rugby Union	1,500,000
41	SA Shooting Sport Federation	206,000
42	SA Sport Aerobics & Fitness Federation	968,000
43	SA Sports Association for Intellectually Impaired	514,000
44	SA Sports Association for Physically Disabled	1,500,000
45	SA Sports Commission	10,000,000
46	SA Sports Confederation & Olympic Committee	16,500,000
47	SA Sports Confederation & Olympic Committee	10,000,000
48	SA Table Tennis Board	1,626,000
49	SA Table Tennis Board	4,300,000
50	SA Tennis Association	200,000
51	SA Tennis Association	526,000
52	SA Tennis Association	3,500,000
53	SA Tennis Association	3,000,000
54	SA Weightlifting	481,432

55	SA Wrestling Federation	430,000
56	SA Wrestling Federation	430,000
57	SANDEF	875,050
58	Softball SA	526,000
59	South African Baseball Federation	4,400,000
60	South African Football Association	1,800,000
61	South African Gymnastics Federation	1,500,000
62	South African Hockey Association	3,526,000
63	South African Korfball Federation	991,700
64	South African Rugby Union	2,400,000
65	South Cycling Federation	890,000
66	South Rugby Football Union	196,000
67	Squash South Africa	1,600,000
68	Squash South Africa	2,860,000
69	Surfing SA	2,900,000
70	Swimming SA	526,000
71	Swimming SA	7,900,000
72	Triathlon SA	660,000
73	United Cricket Board of SA	1,626,000
74	United Cricket Board of SA	3,520,000
75	Volleyball SA	526,000
76	Volleyball SA	1,400,000
77	Volleyball SA	2,040,000

155,604,032

Eastern Cape

1	Alexandra Ladies Cricket Club	27,120
2	Aliwal North High School	550,000
3	Bergvliet Sports Association	287,310
4	Border Athletics	330,000
5	Border Cricket Board	521,000
6	Border Hockey Ass	300,000
7	Border ladies Golf	200,000
8	Border Technikon	1,000,000
9	Border Tennis Ass	1,887,384
10	Dolphin Underwater Club	550,000
11	East London Surf Lifesaving Club	266,663
12	Eastern Cape Academy of Sport	1,500,000
13	Eastern Cape Amateur Boxing Academy	1,000,000
14	Eastern Cape School Sport Association	500,000
15	Eastern Province Amateur Cricket Board	1,388,000
16	Eastern Province Netball	50,000
17	Egqili High School	550,000
18	Everton United Club	205,000
19	Gamble Street Secondary School	50,000
20	Gelvan Hockey Club	204,336
21	GJ Louw Primary School	50,000
22	Glenville Celtic Association Football Club	108,891
23	Kei Cricket Union	530,000
24	King Williams Town Golf Club	550,000
25	Masikhule Day Care Centre	26,000
26	Narsingstraat Public School	50,000
27	Nelson Mandela Metropolitan University	393,000
28	Nolutha Special School	550,000
29	Northern Areas Soccer Board	1,375,200
30	Queens College Boys High School	50,000
31	R.A.B.T.I. Trust	805,000
32	SA Football Association - Transkei	430,000
33	Sedgefield Bowling Club	50,000
34	Tsolo Special School	545,387
35	Umkhumbulu Municipality	1,415,880
36	University of Fort Hare	2,200,000
37	Victoria Park Sports Club	50,000
38	Voorpos Primary School	200,000
39	Western Province Golf Union	550,000

21,296,171

Free State

1	Afrikaanse Hoerskool Kroonstad	550,000
2	Athletics Free State	3,000,000
3	Aurora Primary School	550,000
4	Barnard Molokoane Comprehensive School	550,000
5	Batho Primary School	50,000
6	Bedelia Primary School	440,400
7	Bethlehem Tennis Club	50,000
8	Bloemfontein Cricket Ass	2,900,000
9	Boitumelong Primary School	246,000
10	Boshof High School	550,000
11	Caledonpark Primary School	550,000
12	Dagbreek Primary School	550,000
13	Dr. Blok Secondary School	500,000
14	Dunamis Christian School	230,000
15	Eastern Free State Jukskei Union	433,000
16	Ficksburg Golf Club	550,000
17	Free State Academy of Sport	3,000,000
18	Goudveld Hoerskool	550,000
19	Harrismith Country Club	50,000
20	Harrismith Country Club	50,000
21	Heatherdale Secondary School	415,000
22	Hoerskool Sandveld	550,000
23	Ikgwantlelle Primary School	30,641
24	Jacobsdal Primary School	550,000

BENEFICIARIES

for the year ended 31 March 2006



25	Kleinbroek Plaasskool	300,000	59	Lakeside Secondary School	550,000
26	Koppie Allen Primary School	224,420	60	Laus-Deo Primary School	50,000
27	Kwakwatsi Senior Secondary School	550,000	61	Lebone Primary School	50,000
28	Leseding Technical Secondary School	550,000	62	Leeukop Golf Club	100,000
29	Louis Botha Technical School	115,023	63	Lekang Primary School	21,350
30	Maluti FET College	700,000	64	Lenz Public School	50,000
31	Matjhabeng Municipality	1,501,500	65	Lesabasaba Primary School	50,000
32	Mfundo-Thuto Secondary School	550,000	66	Lesedi Local Municipality	550,000
33	Mmulakgoro School	125,000	67	Letsema-Ilima Primary School	368,489
34	Mokitlane Primary School	70,000	68	Lindisa Primary School	67,000
35	Nala Municipality	3,217,462	69	Mabafeng Primary School	50,000
36	Naudeville Primary School	550,000	70	Magasela Primary School	356,425
37	Navalsig High School	300,300	71	Makapane Primary School	550,000
38	Ngwathe Municipality	2,887,705	72	Mamelodi Rugby Senior Club	38,000
39	Northern Free State Cricket Union	1,010,000	73	Mandeville Sports & Social Club	50,000
40	Northern Free State Jukskei Union	425,290	74	Matlapaneng Public School	50,000
41	Nzame Primary School	50,000	75	McBain Charles Primary School	50,000
42	Phitshana Public Primary School	222,000	76	Medicos Special School	550,000
43	Rekgonne Primary School	50,000	77	Meetseng Primary School	50,000
44	Reseamohetse Public School	50,000	78	Megatong Primary School	50,000
45	Riebeeckstad Primary School	550,000	79	Missouri Laan Secondary School	50,000
46	Thabang Secondary School	201,639	80	Mafolo Primary School	25,000
47	Tsebo-Ulwazi Secondary School	550,000	81	Mahladitoe Secondary School	200,000
48	Tswelopele Municipality	1,158,713	82	Maqhaka Secondary School	50,000
49	University of Free State Qwa Qwa Campus	3,000,000	83	Motorsport SA	1,339,610
50	Ussasa Free State	225,400	84	Nkholi Primary School	50,000
51	Viljoenskroon Country Club	50,000	85	Nobel Primary School	50,000
52	Weiveld Agricultural & Hotel School	330,000	86	Nokulunga Primary School	50,000
53	Welkom - Gymnasium	550,000	87	Nomini Primary School	50,000
54	Welkom Volkskool	280,000	88	Nonediba Primary School	50,000
	37,239,493		89	Norridge Park Private School	50,000
Gauteng			90	Northern Gauteng Badminton Ass	479,275
1	African House College	50,000	91	Ntabankulu Primary School	200,000
2	Alberthart Tennis Club	50,000	92	Ntsele Primary School	50,000
3	Alberton High School	550,000	93	Nuwe Wending School	237,120
4	Alberton Primary School	550,000	94	Old Benonians Association	550,000
5	Atteridgeville Rugby Club	38,000	95	Old Edwardian Society	50,000
6	Bafikile Primary School	50,000	96	Oospark Primary School	50,000
7	Bafokeng Primary School	390,000	97	P.J. Simelane Secondary School	50,000
8	Batloung Intermediate School	417,955	98	P.S. Fourie Primary School	92,475
9	Blue Hills Rugby Union	291,200	99	Parkside Primary School	240,000
10	Buhlebemfundo Secondary School	150,000	100	Parktown High School for Girls	550,000
11	Central Gauteng Athletics	300,000	101	Pentarsa Primary School	500,000
12	Chipa-Tabane Secondary School	50,000	102	Phehello Lower Primary School	71,500
13	Chokoe Primary School	50,000	103	Phelang School Learners Special Needs	550,000
14	D.S.J. Primary School	50,000	104	Pitseng Primary School	50,000
15	Daveyton Golf Club	50,000	105	Prosperitus Secondary School	512,000
16	Dimakatso Primary School	329,000	106	Pumla School for LSEN	50,000
17	Diodi Primary School	50,000	107	Qhoweng Intermediate School	120,396
18	Disability Sport SA	4,000,000	108	Qoqizizwe Intermediate School	50,000
19	Diversity High School	50,000	109	Reamohetsoe Primary School	550,000
20	Dr Mary Malahlela Primary School	50,000	110	Refaletswe Primary School	245,486
21	Eastern Cricket Union	360,000	111	Reitumetse Primary School	50,000
22	Ekujuleni Primary School	550,000	112	Roodepoort Primary School	50,000
23	Ekuphumeleleni Senior Primary School	50,000	113	Roshnee Sports Association	285,350
24	Ekurhuleni Softball & Baseball Development Initiative	50,000	114	Rosina Sedibane Sport School	550,000
25	Emanzini Primary School	550,000	115	Rowing SA	630,000
26	Entokozweni Primary School	547,000	116	SANDF	1,000,000
27	Firethorn Primary School	50,000	117	SASCOC SA GAMES	7,400,000
28	Fundani Junior Primary School	50,000	118	Sebokeng Technical High School	30,000
29	Gauteng Academy of Sport	590,000	119	Sedibeng Sa Thuto Primary School	160,000
30	Gauteng Academy of Sports / SA Games	590,000	120	Seipone Primary School	50,000
31	Gauteng Amateur Boxing Organisation	480,000	121	Setlabetsha Primary School	160,000
32	Gauteng Cricket Board	224,365	122	Sierra Nevada Primary School	50,000
33	Gauteng North Jukskei Union	50,000	123	Silver Oaks Secondary School	50,000
34	Gauteng North Sport Council	203,500	124	Soshanguve Rugby Club	38,000
35	Gauteng Rowing Ass	50,000	125	Southview High School	50,000
36	Ghetto Institute of Soccer Academy	50,000	126	St Barnabas College	478,134
37	Harmony Primary School	50,000	127	St Martin De Porres High School	550,000
38	Hoerskool Vorentoe	50,000	128	Super Community Project	50,000
39	Hoerskool Drie Riviere	550,000	129	Tetelo Secondary School	50,000
40	Hoerskool Driehoek	134,314	130	Thabisong Youth Club	165,400
41	Inkululeko Yesizwe Primary School	44,543	131	Thathezakho Primary School	50,000
42	Institute for Sport Research University of PTA	1,177,619	132	Thetha Secondary School	120,400
43	Intlonipho Primary School	235,000	133	Thulasizwe Primary School	50,000
44	Iona Convent School	433,000	134	Tlholo Public School	200,000
45	Iphahlolleng Intermediate School	50,000	135	Tlholohelo Junior Primary School	50,000
46	Itireleng Primary School	300,320	136	Tshepana Primary School	250,000
47	Itokisetse Primary School	120,000	137	Tshwane North College Soshanguve Campus	1,500,000
48	Itsebeng Primary School	47,150	138	Ubuhle-Bezwe J.S. School	500,000
49	Itumeleng Madiba Primary School	50,000	139	University of Pretoria Mamelodi Campus	580,000
50	Jeppe High Schools Quondam Club	277,476	140	University of the Witwatersrand Exercise & Medical Science	1,500,000
51	Jiswa School	8,471	141	Vaal University of Technology Vanderbijlpark Campus	3,000,000
52	Joining Hands	50,000	142	Viking Rowing Club	50,000
53	Katleho-Impumelelo Secondary School	50,000	143	Vulamazibuko Primary School	50,000
54	Khutlo-Tharo Secondary School	200,000	144	Vulindlela Primary School	169,250
55	Klipspruit Wes Secondary School	50,000	145	Westbury Secondary School	550,000
56	Kliptown Primary School	50,000	146	Witwatersrand Football Club	502,126
57	Laerskool Paratus	550,000	147	Zakriya Park Combined School	550,000
58	Laerskool Silverton	550,000			49,371,699

BENEFICIARIES for the year ended 31 March 2006



KwaZulu Natal

1	Briton Stars Football Club	41,864
2	Central Natal Surf	188,000
3	Dawncrest Primary School	60,000
4	Depot Road Memorial Primary School	38,740
5	Durban Golf Club	550,000
6	Ezifundeni High School	50,000
7	Ferndale Combined School	50,000
8	Glenridge Primary School	11,554
9	Golden Gateway School	21,248
10	Hlanganani Preparatory School	550,000
11	Hlelingomuso Primary School	29,710
12	Huttenpark Primary School	310,080
13	Ikhwezi High School	400,000
14	Ikusaseli High School	50,000
15	Imbubu Primary School	27,310
16	Inkanyiso Special School	50,000
17	Kenmont School	11,435
18	Knoppersley Primary School	50,000
19	Kokstad Primary School	50,000
20	Kwazamokuhle School	447,583
21	KwaZulu Natal Badminton	50,000
22	KwaZulu Natal Canoe Union	500,000
23	KwaZulu Natal Gymnastics Union	298,484
24	KwaZulu Natal Ladies Golf Association	100,000
25	KwaZulu Natal Rowing Association	50,000
26	KwaZulu Natal Rugby Union	2,700,000
27	Langalakhe High School	50,000
28	Maphumulo Sports & Recreation Council	50,000
29	Marine Surf Lifesaving Club	238,100
30	Midlands Squash Union	550,000
31	Molweni Sports Academy	50,000
32	Msinga Local Municipality	1,435,830
33	Muzomuhle Primary School	50,000
34	Ndwendwe Municipality	3,480,376
35	New West Secondary School	50,000
36	Ngqokwane High School	30,000
37	Nhlanhlayethu Secondary School	50,000
38	Nizam Road Primary School	50,000
39	Northlen Primary School	150,000
40	Nsikayethu Comprehensive School	28,000
41	Ogwini Comprehensive Technical School	332,736
42	Playing for Peace	50,000
43	Sibongamandla J.P. School	27,310
44	Silwanetshe Primary School	50,000
45	Sinethezekile Combined School	50,000
46	Six Stars United Football	50,000
47	Sombongangani Primary School	50,000
48	South African Football Association Southern KZN	500,000
49	St Monica Diocesan School	50,000
50	Stella Sports Club	114,549
51	Summerfield Primary School	50,000
52	Suncoast Pirates Surf Lifesaving Club	180,400
53	Sunflower Women Football Club	50,000
54	Sweetwaters Higher Primary School	50,000
55	Tetelegu Primary School	50,000
56	Ubongumenzi Secondary School	50,000
57	Umlhanga Rocks Surf Lifesaving Club	550,000
58	Umkhanyakude District Municipality	2,936,400
59	Uthando Public Primary School	55,000
60	Vumanisabelo Special School	35,447
61	Werda Skool	175,375
62	Willowfontain Intermediate School	50,000
63	Zamuxolo Primary School	20,000
64	Zululand Municipality	1,944,840

20,420,372

Limpopo

1	Abiot Kolobe Primary School	50,000
2	Alf Makaleng Primary School	50,000
3	Amos / Kgaphamadi Community Organisation	100,000
4	Bahlagoga Senior Secondary School	46,640
5	Balloon - Mantjana School	130,000
6	Bangalong Primary School	35,000
7	Bathokwa High School	50,000
8	Boetse Secondary School	50,000
9	Bohlapakolobe Primary School	50,000
10	Bydriff Primary School	50,000
11	David Luvhimba Secondary School	50,000
12	Dilayi Primary School	35,666
13	Ditlou Primary School	50,000
14	EDL Rampola Secondary School	138,293
15	EPP Mhinga High School	50,000
16	Ezrom Primary School	50,000
17	Frangipani School for Mentally Disabled	50,000
18	Given Mangolo Primary School	50,000
19	Gobetse Senior Secondary School	20,000
20	Good Hope Primary School	50,000
21	Herlear Primary School	550,000
22	Human Resource & Social Information Centre	71,700
23	J.K. Tabane Secondary School	50,000

24	Jacob Langa Lower Primary School	38,000
25	Kgabedi Secondary School	50,000
26	Kgakgala Primary School	50,000
27	Kgarahara High School	77,000
28	Kgaubothale Secondary School	50,000
29	Kgobuki Primary School	15,000
30	Kgoka Primary School	50,000
31	Kgolodi Secondary School	50,000
32	Kgotso Primary School	6,137
33	Kgwekgwe High School	50,000
34	Khudu Secondary School	50,000
35	Laerskool Alma	550,000
36	Lekukela Primary School	50,000
37	Lephallala Primary School	50,000
38	Limpopo Academy of Sport	2,000,000
39	Mahlane High School	50,000
40	Majeje High School	50,000
41	Makgaung Primary School	250,000
42	Makhosana Manzini High School	50,000
43	Makweya Primary School	50,000
44	Mamorake Primary School	550,000
45	Mampuru 1 Primary School	100,000
46	Mandela Barloworld High School	50,000
47	Mangwedi Primary School	50,000
48	Mapala Primary School	50,000
49	Maphotle Primary Public School	50,000
50	Mariphu Primary School	50,000
51	Masalanabo High School	50,000
52	Maserumule Senior Secondary School	50,000
53	Mashosha Primary School	50,000
54	Masokisi Primary School	50,000
55	Masopha High School	550,000
56	Matatane High School	50,000
57	Matimu High School	50,000
58	Matome Modika Secondary School	50,000
59	Medingen Primary School	50,000
60	Meridian College Polokwane	25,310
61	Metz Junior Primary	50,000
62	Mmahlola Senior Primary School	50,000
63	Mmakau Primary School	96,000
64	Mmamopi Secondary School	65,822
65	Mmamopi Secondary School	65,822
66	Mochoch Primary School	50,000
67	Modipe High School	50,000
68	Mogalakwena Municipality	2,272,600
69	Mogodumo Schools Sport Association	50,000
70	Mogodi Secondary School	50,000
71	Moime Primary School	250,000
72	Mokati Primary School	50,000
73	Mokwasele Primary School	50,000
74	Molatladi Primary School	300,000
75	Momokaile Primary School	50,000
76	Moogopong Municipality	1,980,000
77	Moroba Primary School	10,208
78	Motheong Primary School	15,569
79	Motholo Primary School	50,000
80	Motlare Primary School	50,000
81	Motse Maria High School	50,000
82	Mphatlalatsane High School	50,000
83	Mutale Municipality	500,000
84	Mutale Municipality	1,404,480
85	Mutale Municipality	500,000
86	Mutale Municipality	500,000
87	Mutale Municipality	500,000
88	Nakedi-Kobe Primary School	30,326
89	Nakonkwetlou Secondary School	50,000
90	Naletsana Combined School	550,000
91	New Horizon School	57,121
92	Nkotlha Primary School	50,000
93	Onane Primary School	17,710
94	Phatlaphadima Special School	50,000
95	Pietersburg Comprehensive School	550,000
96	Pietersburg Wrestling Club	61,000
97	Pondo Combined School	50,000
98	PT Matlala School	16,628
99	Ramokgakhele Primary School	50,000
100	Ramollwana Secondary School	50,000
101	Ramotshabi Senior Secondary School	24,144
102	Rampo High School	50,000
103	Rankagele Primary School	50,000
104	Rantjie Lower Primary School	50,000
105	Rathaga Primary School	50,000
106	Ratinke Primary School	18,481
107	Raweshi Lower & Higher Primary School	50,000
108	Reakgona Centre	50,000
109	Samuel Thema Primary School	50,000
110	Sehlakabje Secondary School	50,000
111	Sekgalabjana Seshego II Senior School	350,000
112	Sewela-Batho Commercial High School	38,188
113	Sokgedlwa Primary School	50,000

BENEFICIARIES for the year ended 31 March 2006



114	St Pauls High School	50,000	26	Kevin Nkoane Primary School	550,000
115	Thagaetala Secondary School	550,000	27	Kimberley Boys High School	550,000
116	Thivhilaeli Secondary School	50,000	28	Kimberley Girls High School	550,000
117	Thulamahashe L.P. School	50,000	29	Kimberley Golf Club	550,000
118	Tidima Secondary School	50,000	30	Kimberley Technical High School	550,000
119	Tjilatjara Primary School	208,000	31	Kimberley Training Centre Intellectually Impaired	550,000
120	Tlakulani Senior Secondary School	50,000	32	Laerskool Eureka	500,000
121	Tshebedi Secondary School	22,420	33	Laerskool Postmasburg	50,000
122	Tsoga-O-Itirele Special School	50,000	34	Little Achieve Day Care Centre	50,000
123	University of Limpopo	3,000,000	35	Namakwa District Municipality	2,122,425
124	University of Venda for Science & Technology	600,000	36	NJ Heyns Special School	550,000
125	Vaalharts High School	50,000	37	Northern Cape Academy of Sport	1,500,000
126	Vhembe District Municipality	3,000,000	38	Northern Cape Bodybuilding Organisation	22,740
127	Weenen Combined School	35,500	39	Northern Cape High School	50,000
128	Westenburg Secondary School	50,000	40	Norvlspont Intermediate School	550,000
129	Zone 8 Primary School	20,000	41	Oranje - Diamant Primary School	50,000
		26,698,766	42	Pescodia Primary School	50,000
Mpumalanga			43	Prieska Combined School	550,000
1	Alpgeus Delani Nkosi High School	50,000	44	Ratang-Thuto High School	50,000
2	Cameroon Football Club	50,000	45	Religious HIV/AIDS Project	50,000
3	Carolina Combined School	200,000	46	Rietrivier Primary School	50,000
4	Cebisa Secondary School	124,000	47	SA San Institute	150,000
5	Die Gekombineerde Skool Hendrina	550,000	48	Sonskyn Intermediate School	550,000
6	Digwale Secondary School	50,000	49	St Cyprians Primary School	49,510
7	Ephraim Mogale Primary School	50,000	50	St John R.C. Primary School	550,000
8	Ermelo Gimnastiek	50,000	51	Thwahalang High School	50,000
9	Esibusisweni Combined School	55,000	52	Tshireleco High School	550,000
10	Funindlela Primary School	50,000	53	Umsobomvu Municipality	1,385,000
11	Highveld Comprehensive High School	100,000	54	Vooruitsig Primary School	50,000
12	Hlong Secondary School	50,000	55	Vuyolwethu High School	50,000
13	Hoerskool Sybrand	550,000	56	Warrenvale High School	550,000
14	Jacob Mduli Secondary School	50,000	57	West End Primary School	550,000
15	Kiriyatshwane Secondary School	50,000	58	Zingisa No 2 Primary School	50,000
16	Lifaletu Primary School	50,000			23,350,442
17	Lowveld High School	187,700	North West		
18	Mabothe Senior Secondary School	550,000	1	Alabama Primary School	50,000
19	Manchester United Football Club	49,740	2	Amelia Nasorgsentrum	170,024
20	Maqamela Primary	215,000	3	Athletics Central North West	300,000
21	Masitakhe High School	50,000	4	Athletics North West North	345,900
22	Masizakhe Senior Secondary School	50,000	5	B.M. Moktime Primary School	50,000
23	Mbombela Municipality	3,300,000	6	Babuseng Primary School	550,000
24	Mmashadi Secondary School	50,000	7	Bafokeng High School	50,000
25	Mpumalanga Academy of Sport	2,000,000	8	Barolong High School	500,000
26	Mpumalanga Sports Association for the Intellectually Impaired	31,500	9	Batswana Commercial Secondary School	550,000
27	Mpumalanga United School of Sport Ass	500,000	10	Boineelo Public School	50,000
28	Nelspruit Primary School	40,000	11	Botshelo Primary School	50,000
29	Panorama Tennis Club	152,050	12	Bult Gymnastics Club	50,000
30	Phumula Primary School	50,000	13	Charon Primary School	50,000
31	Primere Skool Kellysville	50,000	14	Danville Primary School	50,000
32	Qedusizi Educare Centre	50,000	15	Ga-Israel Primary School	50,000
33	Reggie Masuku Secondary School	50,000	16	Hendrik Potgieter Primary School	500,000
34	Seabe Sports Development Association	50,000	17	High School Coligny	50,000
35	Siyaekhula Primary School	160,000	18	High School Gymnasium Potchefstroom	544,492
36	Sizwakele High School	550,000	19	Iketletso Secondary School	500,000
37	Steve Tshwete Local Municipality	420,000	20	Ipelegeng Secondary School	50,000
38	Sukumani Primary School	50,000	21	Itshuteng High School	550,000
39	Tenteleni Primary School	313,350	22	Itshupeng Secondary School	50,000
40	Thandeka Primary School	440,000	23	Kagisano Municipality	1,399,521
41	Thorisong Primary School	50,000	24	Kagisano Municipality	500,000
42	Venus Sport Trust	50,000	25	Kebonang Secondary School	500,000
43	Zenzeleni C.P. School	50,000	26	Keurhof Special School	42,885
44	Zivuseni Primary School	50,000	27	Kgabalatsane Primary School	550,000
		11,638,340	28	Klerksdorp Secondary School	298,480
Northern Cape			29	Klerksdorp Sports Council	1,260,000
1	Andalusia Primary School	50,000	30	Kolong Public Primary School	50,000
2	Anderson Primary School	50,000	31	Kosh Cricket Club	147,410
3	Athletics Griqualand West	300,000	32	Laerskool Driefontein	294,534
4	Barkly West Primary School	50,000	33	Laerskool Meiringspark	11,387
5	Boitemelo Special School	550,000	34	Laerskool Roosheuvel	118,378
6	Colesberg High School	550,000	35	Leopards Rugby Union	500,000
7	Diamant Amateur Wrestling Association	50,000	36	Leopards Rugby Union	1,100,000
8	Diamatveld Primary School	50,000	37	Letsatsing Science High School	550,000
9	Douglas Golf Club	550,000	38	Letshelemane Primary School	50,000
10	Dutoitspan Laerskool	50,000	39	Lobatla Primary School	550,000
11	Endeavour Primary School	50,000	40	Logagane Primary School	50,000
12	Griqualand West Aquatic Sport Association	2,796,535	41	Mafikeng Local Municipality	1,556,100
13	Griqualand West Cricket	497,000	42	Makgetla Middle School	50,000
14	Griqualand West Tennis Association	771,210	43	Mamusa Public Primary School	50,000
15	Heuwelsig High School	50,000	44	Matlaba Primary School	500,000
16	High School Steynville	50,000	45	Matlatsane High School	205,000
17	Hoerskool Hopetown	50,000	46	Matseke Middle School	550,000
18	Intermediate School Keimoes RC	550,000	47	Matshediso Primary School	550,000
19	Jannie Brink School	550,000	48	Merafong City Municipality	500,000
20	Johan Hein Laerskool	20,000	49	Merafong City Municipality	250,000
21	Kakamas Cosmos Football Club	36,022	50	Merafong City Municipality	500,000
22	Kalahari High School	550,000	51	Merafong City Municipality	1,223,333
23	Kareeville Primary School	500,000	52	Mmadisebo Primary School	50,000
24	Karikamma High School	50,000	53	Mococo High School	50,000
25	Keimoes High School	550,000	54	Mokgakala High School	550,000
			55	Molapisi Primary School	500,000

BENEFICIARIES for the year ended 31 March 2006



56	Nkabari Middle School	550,000	54	Noordweste Jukskei Unie	880,000
57	North West Academy of Sport	1,500,000	55	Norma Road Primary School	50,000
58	North West Academy of Sport	500,000	56	Northern Suburbs Darts Ass	50,000
59	North West Academy of Sport	1,500,000	57	Northern Suburbs Football Association	11,832
60	North West Cricket Ass	551,775	58	Oasis School for LSEN	50,000
61	North West Jukskei Union	50,000	59	Pacaltsdorp Primary School	50,000
62	North West Olympic Style Boxing Organisation	50,000	60	Piketberg Cricket Club	123,213
63	North West University Patchefstroom Campus	1,500,000	61	Progress Rugby Football Club	50,000
64	North West University Vaal Triangle Campus	330,187	62	Rangers De Hoop Rugby Club	50,000
65	Ntebogang Combined School	550,000	63	Red River Primary School	50,000
66	Phaladi Primary School	50,000	64	Rygate Football Association	1,300,000
67	Phalatse Lenyai Middle School	550,000	65	Saldanha Bay Rugby Football Club	50,000
68	Primary School ML Fick	400,000	66	Sederberg Primary School	50,000
69	Reeme-Batloung Junior Secondary School	50,000	67	SHAWCO	189,000
70	Retladira Public School	50,000	68	Sports Coaches Outreach	500,000
71	SAFA North West Central	430,000	69	St Andrews Primary School	550,000
72	Sediko Primary School	550,000	70	St Joseph's Marist School	413,500
73	Sejankabo High School	50,000	71	Stawellklip Primary School	550,000
74	Selang Primary School	300,000	72	Stellenbosch University	1,910,000
75	Selelo Primary School	550,000	73	Steynville Primary School	50,000
76	Sengae Primary School	550,000	74	Sunridge Primary School	333,126
77	Setswakgosing High School	50,000	75	SWD Cricket Board	300,000
78	Siamisang Primary School	50,000	76	Swellendam Secondary School	50,000
79	South African Football Association - Vaal	372,975	77	Titanis Rugby Club	50,000
80	Stellaland Primary School	550,000	78	USSASA Western Province P.S. Football	50,000
81	Tane Primary School	188,860	79	Villagers Rugby Club	50,000
82	Thaba Morula High School	124,500	80	Vredenburg / Saldanha Golf Club	550,000
83	Thapama Secondary School	50,000	81	Wesbank Secondary School	50,000
84	Thea-Morafe Primary School	550,000	82	Wesfleur Primary School	50,000
85	Triest Training Centre	50,000	83	West Bank Secondary School	50,000
86	Tselakgosi Intermediate School	50,000	84	Western Province Cricket Amateur Section	572,000
87	Tshepo Primary School	300,000	85	Western Province Gymnastics Association	50,000
88	Tshupane Public Primary School	50,000	86	Western Province Hockey Association	2,500,000
89	Utsane High School	550,000	87	Western Province Lifesaving Association	548,677
90	Zeerust Local Municipality	1,811,000	88	Western Province Rowing Association	790,000
		35,526,741	89	Western Cape Academy f Sport	1,900,000
			90	Willemsvallei Primer Skool	550,000
			91	Walseley Senior Secondary School	50,000
			92	Wynberg Sports Club	550,000
			93	Yomelela Public Primary School	50,000
					28,455,643

Western Cape

1	Aberdeen Soccer Club	50,000
2	Alexander Sinton High School	334,000
3	Athletics South Western District	397,356
4	Athlone District Darts Ass	50,000
5	Beaufort West Secondary School	550,000
6	Bellville South High School	50,000
7	Berggrivier Municipality	420,000
8	Blouvllei School for LSEN	30,249
9	Boland Athletics	50,000
10	Boland Cricket Board	940,000
11	Boland Surfing Ass	180,760
12	Boland Tennis Association	674,400
13	Bone Esperance Primary School	50,000
14	Bothasig Baseball Club	452,980
15	Buffaloers Rugby Voetbal Klub	50,000
16	Cape Peninsula Golf Club	224,150
17	Central Hockey Club	550,000
18	Charleston Hill School	50,000
19	Chatworth A.M.E. Primary School	50,000
20	Chris Nissen Primary School	300,000
21	Citrusdal Golf Club	550,000
22	College of Cape Town	550,000
23	De Villiers Laerskool	50,000
24	Delicious Rugby Club	50,000
25	Ebenezer Primary School	400,000
26	Edendale Primary School	44,000
27	Emil Weder Hoerskool	550,000
28	Federation Dance Sport SA	1,200,000
29	Fezekile Secondary School	50,000
30	Fish Hoek Association Football Club	550,000
31	Gansbaai Laerskool	430,000
32	George Association for Physically Disabled	66,400
33	George Secondary School	50,000
34	Gerrit Du Plessis Senior Secondary School	50,000
35	Goedverwaght Rugby Voetbal Klub	550,000
36	Great Brak River Secondary School	50,000
37	Grosvenor Primary School	50,000
38	Hermanus Primary School	490,000
39	High School Nuwerus	50,000
40	High School Waveren	50,000
41	Hoerskool Porterville	550,000
42	Idas valley Sports Council	50,000
43	Imizamo-Yethu Secondary School	50,000
44	Karitas Special School	50,000
45	League of Friends of the Blind	50,000
46	Lentegeur School for LSEN	50,000
47	Ligstraal School for LSEN	50,000
48	Mbekweni Sundowns Football Club	50,000
49	Meulenhof Primary School	50,000
50	Mitchells Plain Area	50,000
51	Mitchells Plain Netball Association	50,000
52	Murraysburg High School	50,000
53	Nooitgedacht Primary School	50,000

TOTAL SPORT

409,601,698

