



# **NATIONAL LOTTERIES BOARD**

## **Annual Report 2009**

# National Lotteries Board

## *Contents*

Chairperson's Message	3
Activities of the Board	4
Report of the Audit Committee	17
Board Report	19

### **NATIONAL LOTTERIES BOARD**

Report of the Auditor-General	22
Statement of Financial Performance	27
Statement of Financial Position	28
Statement of Changes in Net Assets	29
Cash Flow Statement	30
Accounting Policies	31
Notes to the Annual Financial Statements	38
Detailed Statement of Financial Performance	50

### **NATIONAL LOTTERY DISTRIBUTION TRUST FUND**

Report of the Auditor-General	54
Statement of Financial Performance	58
Statement of Financial Position	59
Statement of Changes in Net Assets	60
Cash Flow Statement	61
Accounting Policies	62
Notes to the Annual Financial Statements	67

National Lottery Distribution Trust Fund Payments	75
---	----

Beneficiary Feedback	91
----------------------	----

Dr. R Davies  
**Minister of Trade and Industry**

Report of the National Lotteries Board for the period 1 April 2008 to 31 March 2009.

I am honoured to be able to present the 11<sup>th</sup> Annual Report of the National Lotteries Board for the year ended 31 March 2009 in accordance with section 12 of the Lotteries Act (No. 57 of 1997), as amended, and the Public Finance Management Act (No. 1 of 1999), as amended.



J A Foster  
Chairperson



## National Lotteries Board *Chairperson's Message*

I am honoured to submit my 11<sup>th</sup> message for the Annual Report of the National Lotteries Board.

Much has been achieved in the 11 years that I served as Executive Chairperson of the Board. I have seen the Board as an organisation grow from 2 temporary members of staff working from a guesthouse in January 1999 to 107 full time staff at our new offices.

The achievements over the past 11 years have been a collective effort of many role-players. The members of the Board are responsible for executing the functions required by the Lotteries Act and other Legislation. The licenced operator, Gidani (Pty) Ltd, is responsible for ensuring compliance with the Licence and the Lotteries Act in all aspects of their operations. The Chairpersons and members of the Distributing Agencies have the daunting task of adjudicating thousands of funding applications received annually while still maintaining their full-time employment. The CEO, COO, Divisional Managers and staff provide support to the Board and the Distributing Agencies in order to ensure compliance with the Lotteries Act, the National Lottery Licence and all other relevant legislation. I am proud to have been associated with all these key roleplayers who have worked together, sometimes in trying conditions, to ensure that we deliver on our collective mandate. I am proud to say that we have achieved our goals despite many difficult challenges.

As we reach the milestone of R8 Billion disbursed to 11 000 beneficiaries, we are able to see the difference the National Lottery was intended to make. We also see

the growing need in the community due to the economic downturn. We are hopeful that the DTI will implement the proposed new regulations and amendments to the Lotteries Act required to meet this challenge.

Sales of Lottery products have remained a challenge since the gap in Lottery operations in 2007. The Board is working closely with the operator to revive sales in a responsible way. We are confident that the innovations being implemented currently will provide good returns when economic conditions improve. A second gambling impact study will be conducted in the coming financial year to provide feedback on the effectiveness of the responsible play program and to inform the Board's future interventions in respect of responsible play.

In concluding this message, I would like to express my sincerest gratitude to Gidani, the Distributing Agencies, the Audit Committee, the Executive and Staff of the National Lotteries Board for their support over the years. I would like to thank the individual Board members for their selfless dedication in the past 11 years and wish them well in their future endeavours. I would also like to welcome the new members to be appointed and wish them well in continuing the good work.

A handwritten signature in black ink, appearing to read 'J A Foster'.

J A Foster  
Chairperson

# National Lotteries Board

## Activities of the Board

### THE NATIONAL LOTTERY

A total of 119 millionaires were produced in the period starting 1 April 2008 and ending 31 March 2009. Since the lottery began in March 2000, a total number of 880 millionaires have been created.

There were 21 Million prizes in the other six prize categories to the value of R720 million. The highest level of sales recorded per Draw in the past financial year was R70 million (LOTTO and LOTTO Plus) and that was in Draw number 811 (R20 million Guaranteed Jackpot on 27 September 2008).

### LOTTO and LOTTO Plus Millionaires per Province for the period under review:

Province	Total
Gauteng	53
Western Cape	19
KwaZulu Natal	16
Mpumalanga	3
Free State	8
Eastern Cape	10
North West	5
Limpopo	5
Northern Cape	0

### Ticket Sales per Province (LOTTO and LOTTO Plus) for the period under review:

PROVINCE	R million	%
Gauteng	1347	38,13
Western Cape	539	15,26
KwaZulu Natal	484	13,70
Mpumalanga	222	6,28
Free State	157	4,45
Eastern Cape	251	7,10
North West	247	6,99
Limpopo	206	5,83
Northern Cape	80	2,26
<b>Grand Total (incl. VAT)</b>	<b>3533</b>	<b>100.00</b>

The product sales figure above includes advance sales for up to 9 draws.

Subscription sales are not included in the above figures.

The product sales period above includes draws 760 to 863.

### Salient Lottery facts for the year under review are as follows:

Prize Winners	20,5 million
Millionaires	119
Rollovers	69 (LOTTO)
Highest Jackpot	R20 million
Highest Prize	R20 million
Average Number of Players per Week	5,2 million transactions
Total LOTTO Sales (incl. VAT) (LOTTO and LOTTO Plus, excluding Wina Manje & SportStake)	R 3,5 billion
Highest Weekly LOTTO Sales.	R 70 million
Total Prizes Paid (LOTTO and LOTTO Plus) *	R 1,7 billion
Total Contribution to NLDTF	R 1,4 billion

- Total Wina Manje sales R172 million (Incl. VAT)
- Total SportStake sales R203 million (Incl. VAT)
- The total LOTTO sales figure above includes realised subscription sales.
- The total LOTTO sales figure above includes draws 760 to 863 in line with the standard Financial Accounting year.

\* This figure includes R83 million funded from expired prizes (both Gidani and Uthingo)

### Terminal Rollout:

	1 April 2008	31 March 2009
SA Post Office	1095	1202
Chain Stores	781	843
Independent Retailers	4700	5140
Forecourts	970	993
<b>Total</b>	<b>7546</b>	<b>8178</b>

The figures above represent online terminals that are capable of selling tickets. It excludes terminals that are installed and connected to the network, but that have been suppressed and therefore not capable of selling tickets. The total of 8178 exceeds the licence requirement of 7200 for the year under review.

# National Lotteries Board

## Activities of the Board

Continued

### Security Related Issues:

In the year under review, there have been 42 attempts to defraud the National Lottery. The status of these attempts is indicated in the table below. In all instances none of the employees or associates of the operating company and the National Lotteries Board were involved or alleged to have been involved.

Cases withdrawn by the Prosecutor	4
Cases in Court	5
Cases pending investigation	2
Convictions	0
Resolved by Gidani Security Staff	31

### Performance Standard Measures of Gidani Management, operator of the National Lottery:

As part of the Operator's bid commitments and during Licence negotiations, Gidani and the Board agreed on a set of performance measures in respect of the National Lottery. The set of measures currently used will be extended as the National Lottery evolves and new activities are added. The more important measures are indicated in the table that follows:

Performance Area	Measure	Attained
Availability of Online Facilities (Central Systems) Combined Primary & Disaster Recover Sites	100%	99.9%
Availability of Network	100%	99.9%
Terminal Reliability (number of unscheduled repair visits per year per terminal)	2.0	3.0
Timeliness of Payments to the NLDTF	100%	100%
System Validation of Online prizes on the morning after the draw	98%	100%
Payments of walk-in claims exceeding R50 000 within 4 hours	90%	100%
Processing of undisputed postal claims and cheques dispatched within 5 days	80%	100%

Performance Area	Measure	Attained
Processing of damaged online tickets and cheques posted within 48 hours	100%	100%
Player Relations: Replies required by mail within 5 days	95%	97%
Player Relations: Answering of Calls within 20 seconds - Player	80%	79%
Player Relations: Answering of Calls within 20 seconds - Retailer	80%	84%
Player Relations: Complaints resolved within 10 days	85%	98%

### Penalty for Non-Compliance:

Pursuant to the Licence to operate the National Lottery, on 6 October 2008, the Board imposed a penalty on Gidani of R5m suspended for 3 years for the loss of the lottery retail network for a period of 4 hours as a result of human error.

### Responsible Play Programme activities:

The Responsible Play Programme focuses on ensuring that all print, electronic and billboard advertisements carry the Responsible Play logo. In addition, players are regularly reminded to play responsibly through print and electronic communication.

### Research:

No studies were conducted during the period under review. A research study into playing patterns will be conducted together with the National Lotteries Board in the next financial year.

### SOCIETY AND OTHER LOTTERIES

Regulations in respect of Society and Other Lotteries were promulgated on 18 April 2000 in Government Gazette No. 21119.

In terms of the regulations, societies (non profit organisations) that wish to raise funds through lottery type competitions must first register with the National Lotteries Board and comply with the regulations. In doing so, all organisations are obliged to inform the Board of each competition they run. The regulations also govern, amongst others, the amount that can be raised in each lottery, the frequency of lotteries and the amount that



# National Lotteries Board

## Activities of the Board

Continued

can be allocated to legitimate expenses. Organisations are afforded the opportunity to apply for exemptions, should they so require.

### Annual Registration Statistics:

	Received	Approved	Declined	Outstanding
Applications for society registration	11	9	0	2
Applications for scheme registration	35	33	1	1

### Application for Exemption:

Reg. Number	Name of Society	Draw Date	The Nature of Exemption Granted
00124	Irene Homes	12 Draws per annum	Exemption for level of expenses
00030	Pretoria Sungardens Hospice	12 Draws per annum	Exemption for level of expenses
00081	Africa Ablaze Ministries Welfare	28/12/08	Exemption for level of expenses
00102	Association for Persons with Physical Disability (Western Cape)	16/09/09	Exemption for level of expenses
00025	Reach for A Dream Foundation	12/07/09	Exemption for level of expenses

### Illegal Lotteries & Promotional Competitions:

The Department receives regular queries regarding promotional competitions and scrutinises the newspapers for such competitions in order to monitor them. An average of six calls and e-mails per day are received from the public enquiring about promotional competitions and each promoter is sent a standard letter requesting them to submit their game rules and terms and conditions in order to determine if they are in contravention of any lottery legislation. The Board is also investigating using a service provider in order to assist in identifying all competitions that could be lottery related.

### First National Bank (FNB) – “Million - a - Month Account”

The Board brought an application to the High Court to declare the “Million-a-Month Account” conducted by FNB to be an illegal lottery or an unlawful promotional competition.

In December 2006, the High Court declared the “Million-a-Month Account” competition as an unlawful competition in terms of the Lotteries Act. FNB took the matter on appeal and the Supreme Court of Appeal delivered judgment on 28 March 2008 in favour of the NLB. The appeal was dismissed with costs and FNB was required to cease running the competition. The Asset Forfeiture Unit of the National Prosecuting Authority has been approached to assist in recovering the proceeds that FNB made with the conduct of this illegal competition.

### Children’s Charities Trust – “Winikhaya”

The NLB brought an application to the High Court to declare the “Winikhaya” competition, conducted by the Children’s Charities Trust, an illegal lottery or an unlawful promotional competition. The High Court found in favour of the Children’s Charities Trust and ruled that the NLB did not have the necessary *locus standi* in terms of the Act.

The NLB took the matter on appeal and the Supreme Court of Appeal ruled in favour of the NLB on 1 December 2008. The Trust then applied to the Constitutional Court for leave to appeal. This application was dismissed by the Constitutional Court on 20 January 2009. The Trust had to cease with the running of the competition. The Asset Forfeiture Unit has been approached to assist in this matter in recovering the proceeds that the Trust made with this illegal competition.

### Vodacom

Vodacom initiated a SMS competition where they offered the public a chance to win a BMW. NLB informed Vodacom that the competition was illegal in terms of the Lotteries Act and related regulations and demanded that they cease with the competition with immediate effect. Vodacom then terminated the competition in March 2008. A criminal case was lodged by a member of the public who participated in the competition to the NPA to prosecute Vodacom. The Board has submitted the necessary affidavits to the NPA in this regard.

# National Lotteries Board

## Activities of the Board

Continued

### Consumer Legislation:

The Consumer Affairs Act (No. 71 of 1988) is still in operation. The new Consumer Protection Act (No. 68 of 2008) was signed by the President on 29 April 2009 but it will only come into operation one year later. Chapters 1 and 5 and section 120 will come into operation on 29 April 2010. The rest of the Act including section 36 that deals with Promotional Competitions will be effective from 29 October 2010. Section 54 of the Lotteries Act is being repealed by the new Consumer Act. However, the NLB will still be required to regulate and police promotional competitions until 29 October 2010.

Although the new Consumer Act will regulate Promotional Competitions the NLB will always be responsible to regulate and police all illegal lotteries and competitions of which the vast majority of those are currently SMS competitions.

### COMPLIANCE

#### Summary of Activities and Statistics in the period under review:

Activity	Frequency
<b>National Lottery Compliance</b>	
Lottery Draw Inspections.	Twice each month
Monitoring and reconciliation of Lottery sales.	Daily
Reconciliation of NLDTF payment.	Weekly
Prize payout audits.	Monthly
Retailer Audits (physically verifying compliance information at premises and desktop reviews).	Continuous
Social Responsibility Program Audits.	Quarterly desktop audits.  A physical audit is conducted annually.
<b>NLDTF Compliance</b>	
Pre and Post Grant Site visits on NLDTF applicants and beneficiaries.	Continuous

### BENEFICIARY RELATIONS

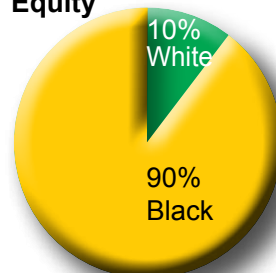
The Beneficiary Relations Department assists beneficiaries when they experience difficulty in obtaining information regarding their applications and grant payments. The queries are received directly via telephone, fax, email or regular post or through the office of the NLB Executive, the Distributing Agency members, the Department of Trade and Industry or Members of Parliament. Beneficiary and applicant queries are also addressed by the Information Centre through a share-call number. The Information Centre is in a position to provide basic information on the status of applications and payments.

There continues to be a concern about the delay in the processing of applications, subsequent adjudication and payment if allocated grants. While the Board has tried to address the situation, this remains a challenge while the Board awaits amendment to the current legislation followed.

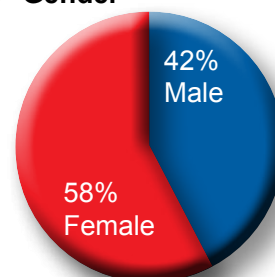
### STAFF OF THE BOARD

The staff of the Board has increased to 107 in the period under review with 90% of the Board's staff being black. The female component of the Board's staff is 58%.

#### Equity



#### Gender



	African	Coloured	Indian	White
Executive	--	1	1	--
Management	3	1	2	1
Staff	82	4	2	10
<b>TOTAL</b>	<b>85</b>	<b>6</b>	<b>5</b>	<b>11</b>



# National Lotteries Board

## Activities of the Board

Continued

### PERFORMANCE AGAINST PRE-DETERMINED OBJECTIVES

Since the Board is a regulator and since the process of regulation and its outcomes is difficult to predict and to plan for, the Board relies on two sets of objectives. The first set of objectives derived directly from the Lotteries Act, is general in nature and will endure unchanged until the Act is amended.

The second set contains objectives that are more specific, form part of the Board's annual strategic plan and change both with time and relevant factors in the operating environment. The two tables below present the different sets of objectives and the Board's performance against them.

**Table 1:**

Objective	Boards Performance
Ensure that the National Lottery and Sport Pools are conducted with all due propriety.	<ul style="list-style-type: none"> <li>Continuous monitoring of the Operator's control and security environments through regular compliance programmes.</li> <li>To date, the integrity of the National Lottery has not been compromised.</li> </ul>
Ensure that the interest of every participant in the National Lottery is adequately protected.	<ul style="list-style-type: none"> <li>Continuous monitoring of the gaming and prize payment environments and the Operator's call centre.</li> <li>Compliance visits to the live draw.</li> <li>Compliance visits to Retailers.</li> </ul>
Ensure that the net proceeds of the National Lottery are as large as possible.	<ul style="list-style-type: none"> <li>Continuous monitoring of Sales and Prize calculations as specified in the Licence.</li> <li>Continuous monitoring of ancillary revenue.</li> <li>Continuous monitoring of all categories of expenditure incurred by the Operator.</li> </ul>
Administer the National Lottery Distribution Trust Fund (NLDTF) and hold it in trust.	<ul style="list-style-type: none"> <li>Tight controls on the receipt and investment of monies generated.</li> <li>Tight controls on the disbursement of monies to beneficiaries.</li> </ul>
Monitor, regulate and police lotteries incidental to exempt entertainment, private lotteries, society lotteries and any competition contemplated in Section 54 of the Lotteries Act.	<ul style="list-style-type: none"> <li>Continuous monitoring of lottery-related activity in the market.</li> <li>Processes in place for registration of lottery managers, operators and fundraising schemes.</li> </ul>
Advise the Minister on percentages of money to be allocated in terms of Section 26(3) of the Lotteries Act.	<ul style="list-style-type: none"> <li>The Board has since made five proposals regarding the allocation of monies. Four have been approved. The current proposal is under consideration by the Minister.</li> </ul>
Advise the Minister on the efficacy of legislation pertaining to lotteries and ancillary matters.	<ul style="list-style-type: none"> <li>The Board has since made proposals to the Minister regarding amendments to the Lotteries Act on three occasions. Two amendments have been implemented to date.</li> </ul>
Advise the Minister on establishing and implementing a social responsibility program in respect of lotteries.	<ul style="list-style-type: none"> <li>The Board, in conjunction with the Operator, has a comprehensive social responsibility programme. The Board monitors the programme annually.</li> </ul>
Administer and invest the money paid into the National Lottery Distribution Trust Fund in accordance with the Lotteries Act.	<ul style="list-style-type: none"> <li>The Board has received approval from the Minister of Finance for its investment strategy and currently invests in strict accordance with this policy.</li> </ul>
Make such arrangements as may be specified in the licence for the protection of prize monies and sums for distribution.	<ul style="list-style-type: none"> <li>The Board has, at the start up of the Lottery, approved and authorised the various trusts to hold monies reserved for outstanding prizes. The status of these trusts is monitored continually.</li> </ul>
Provide the administrative and management support to the Distributing Agencies for the purposes of grant making.	<ul style="list-style-type: none"> <li>The Board has set up the Central Applications Office. To date, the Distributing Agencies have allocated in the region of 11 000 grants totalling R7,6 billion.</li> <li>The current cost to disbursement is 4%. The international average is approximately 11%.</li> </ul>

# National Lotteries Board

## Activities of the Board

Continued

**Table 2:**

Objective	Activities	Measurement	Target 2008/9	Performance Results	Reason for variance
1. Improve regulation of the lottery	Increase retailer visits.	Number of retailers	2000 retailers visited	613 – Comprised of 436 Physical visits and 177 desktop audits.	Staff shortages
	Increase monitoring of Marketing Spending.	Number of marketing spend audits.	4 Audits	2 Interim audits complete. Marketing spend commitment lower than actual because of drop in sales.	Further audits will commence in next Financial Year.
	Increase Monitoring of Security.	Number of security audits.	4 Audits	5 Audits incorporating Instant Ticket Audits.	This proved sufficient as all the areas that needed to be covered were indeed covered.
	Increase of Instant Tickets Inventory.	Number of visits to warehouse.	24 Audits	This was combined with the above.	This proved sufficient as all the areas that needed to be covered were indeed covered.
	Increase Monitoring of Social Responsibility Programs.	Number of Audits of SR Program components.	4 Audits	1 SR Audit	This proved sufficient and the licence required an annual audit.
	Conduct Gambling Impact Study.	Study complete and report prepared.	1st study complete and findings reviewed.	Study specifications complete. Tenders issued and engagement of service provider in progress.	
	Explore 2010 opportunities.	Number of additional Games and attributable increase in revenue.	Discussion with operator complete Games specifications complete and approved. Software changes implemented.	Discussions complete. Several cost and IP issues currently under negotiation with SAFA/FIFA.	

# National Lotteries Board

## Activities of the Board

Continued

Objective	Activities	Measurement	Target 2008/9	Performance Results	Reason for variance
2. Increase the capacity of the NLB	Workflow Re-engineering.	Improvement in application turnaround time.	3 month improvement in cycle.	1-2 months improvement achieved in the DA adjudication - Payment cycle.	There was a gap between the finalisation of the re-engineering process and the revised processes on GMS II.  Performance standards linked to re-engineered workflow will be implemented from 2009/10 financial year.
	Setup Call Centre	Operational Call Centre.	Call centre fully operational.	Call Centre in place and functional.	
	Upgrade technology support.	Upgrade GMS, workstations and servers.	Complete	GMS, workstations and servers upgraded.  Ongoing process	This process is needs-driven and is based on new needs as identified by the DA's and staff during the adjudication process.
	Increase Site Visits	Number of site visits.	1200 Visits	234 visits	Staff shortages.
	Improve Publicity	Number of positive mentions in publications and press releases.	24	Complete	Achieved as a result of beneficiaries responding to the Publicity Policy.
	Succession planning	Appointment of Board and COO.	Complete	Complete	
	Expand Staff	Number of new appointments.	Additional 30 Staff	Complete	
	Develop training	Training material and delivery complete.	Complete	This is ongoing with the appointment of new staff.	
	Improve performance management system.	Strategic objectives linked to individual performance.	Complete		
	Enforce compliance with all applicable legislation.	Number of non-compliant issues.	Complete		

# National Lotteries Board

## Activities of the Board

Continued

Objective	Activities	Measurement	Target 2008/9	Performance Results	Reason for variance
3. Improve NLDTF Distribution	DA Procedure & Interaction.	Number of complaints from the DA.	No complaints on procedure.	80% achieved	Complaints received were mainly based on the DA's getting acquainted with the re-engineering process.
	Provide mentoring and assistance.	Number of rejected applications.	Reduce rejections to 30%.	Not achieved	Implementation of capacity building initiatives still to be implemented.  Large number of rejections due to non-compliance with submission of supporting documentation, with special reference to audited financial statements.
	Develop regional presence.	Regional offices operational.	3 Regional offices.	Conceptualisation (including identification of 3 pilot sites namely Limpopo, Mpumalanga and Eastern Cape) completed and approved by the Board.	The timeframes around planning and stakeholder consultation were underestimated.
	Impact based funding.	DA Implement impact based adjudication.	Partially implement (30% of funding).	Adjudication framework regulations have been drafted by the Board. Consultations with the DA's outstanding before submitting to the Minister for approval.	Legislative constraints.
	Needs assessment for each sector.	Number of field research studies and reports completed.	3 Research studies completed.	Not commenced. Placed on hold until discussions with new Minister complete.	The proposed amendment to Act will change the funding model.
	Explore 2010 opportunities.	Number of projects	Discussions with the Sports DA complete. Terms of social call agreed. Advert Placed.	Complete	

# National Lotteries Board

## Activities of the Board

Continued

Objective	Activities	Measurement	Target 2008/9	Performance Results	Reason for variance
4. Review licence award process	Review the current Bidding Process and identify constraints within the Act.	List of identified constraints.	Complete	Complete. Results communicated to Minister.	
	Review current Licensing and Regulatory model and identify other possible models of operation.	Report on different models complete.	Complete	Complete. Results communicated to Minister.	
5. Improve Legislation	Amendment to Act to correct: <ul style="list-style-type: none"> <li>- DA accountability</li> <li>- Oversight</li> <li>- License Award process</li> <li>- Other deficiencies</li> </ul>	Amendments Effected.	Amendments drafted and submitted.	<p>The Board has since made proposals to the Minister regarding amendments to the Lotteries Act on three occasions.</p> <p>Two amendments have already been implemented.</p>	

### RECOMMENDATIONS OF THE BOARD IN TERMS OF SECTION 12(6)(b)

In terms of section 12(6)(b) of the Lotteries Act, the Annual and Audit Report of the Board shall include recommendations made by the Board with regard to any amendments to the Act or regulations issued under the Act in order to improve the execution of the functions of the Board.

To date, the Board has made recommendations with respect to the following matters:

Matter for which amendment is required	Relevant Section	Year of Submission
<b>1. Appointment and Function of Distributing Agencies</b>		
There is no oversight of the activities of the Distributing Agencies.	10, 28, 29, 30	2006
The Distributing Agencies are not audited.	28, 29, 30	2006
Distributing Agency members are appointed in their personal capacity.	28, 29, 30	2006
Distributing Agencies do not conform strictly to the regulations in making grants.	28, 29, 30	2006
Distributing Agencies receive no direction in respect of funding policy.	28, 29, 30	2006
<b>2. Funding</b>		
Replacement of Reconstruction and Development Program (RDP) as a category.	27	2003
Inclusion of Natural Persons as beneficiaries.	28(5), 29(5), 30(5)	2003
Addition of other funding models to the current application based.	28, 29, 30	2005
Inclusion of provisions for withdrawing erroneous and irregular grants.	33	2005

# National Lotteries Board

## Activities of the Board

Continued

Matter for which amendment is required	Relevant Section	Year of Submission
Removal of the requirement to have prescribed forms for application.	28, 29, 30	2005
Clarification of the ambiguity of "who" pays the recipient.	32	2005
<b>3. Award of Licence to operate the National Lottery</b>		
Inclusion of regulations specifying detailed processes for application, adjudication and award of Licence.	13	2007
Amendment to clarify definitions of "Political Office Bearer" and others.	1	2007
Amendment to clarify definitions of Lottery to include SMS competitions and other technology based games.	1	2007
<b>4. The National Lottery</b>		
Review of Licencing model to accommodate the possibility of separate licences for separate games, interim licences during litigation and a state operated lottery.	13	2007
Amendment to the process for the approval of Instant Games.	14(2)(g)	2005
<b>5. General</b>		
Review of the involvement of the Minister of Finance in various sections of the Act.		2006
Removal of the phrase "any other law".	57 (1)(b)	2006
Review policing of unlawful lotteries.		2006
Clarify "locus standi" of the Board to litigate.		2007

### NATIONAL LOTTERY DISTRIBUTION TRUST FUND

Section 22 of the Lotteries Act identifies the Board as the Trustee of the National Lottery Distribution Trust Fund (NLDTF). Reporting on the activities of the NLDTF to Parliament is done through the Department of Trade and Industry.

### Distributing Agencies

The Members of the Distributing Agencies are appointed by the Minister of Trade and Industry in consultation with the relevant Cabinet Minister after a process of public nomination. The primary role of the Distributing Agency is to adjudicate applications for funding in accordance with the Lotteries Act and related Regulations.

### Call for Applications

Calls for application for funding are made at least once a year. The time of advertising the call is determined by the number of applications received in the last call and the Distributing Agencies attempt to adjudicate most of the previous applications before a new call is made. It is often the

case that applications are also adjudicated in the following financial year because of the 31 March cut-off of the Board. It also cannot be stressed enough the importance of submitting applications as early as possible since every endeavour is made to process and adjudicate applications chronologically. This is specifically important for those applicants whose projects have set timeframes.

The deadline for applications in the period under review has been as follows:

- Arts, Culture and National Heritage: 30 January 2009
- Charities: 14 November 2008
- Sport and Recreation: 19 September 2008

The Board also translates call for applications and guidelines available in IsiZulu and SePedi. Staff in the Board's Information Centre are able to help explain the application form and guidelines in all 11 official languages.



# National Lotteries Board

## Activities of the Board

Continued

### Criteria and Focus Areas:

All applicants have to submit the following in support of their application:

1. The prescribed application form, currently FORM 05/1;
2. Approved founding document, including a dissolution clause;
3. Proof of registration as a non-profit organisation;
4. Business plan;
5. Budget; and
6. Two years' Audited Financial Statements.

Private companies, Closed Corporations, non-registered

clubs and any profit-making enterprises are excluded from applying for funding.

Each year, the relevant Distributing Agency identifies focus areas for their sector's funding. These are clearly identified in the call for applications as well as the guidelines that accompany every application pack. Applicants are advised to take careful note of the focus areas to avoid unnecessary disappointment should their application fall outside these areas. Details of previous calls for applications can be found on the NLDTF FUNDING link of the Board's website, [www.nlb.org.za](http://www.nlb.org.za)

### NLDTF Allocations

For the period 01 April 2008 to 31 March 2009, the breakdown of the funding process is as follows:

Category	Amount Available for Distribution R million	No. of Approved Beneficiaries	Amount Allocated R million
Arts, Culture & National Heritage	949,8 (28%)	77	263,8 (28%)
Charities	1,526,5 (45%)	653	565,3 (37%)
Miscellaneous Purposes	169,6 (5%)	1	1,0 (1%)
Sport & Recreation	746,3 (22%)	139	596,6 (80%)
<b>TOTAL</b>	<b>3,392,2 (100%)</b>	<b>870</b>	<b>1 426,7 (42%)</b>

The number of applications received was as follows:

<b>Arts, Culture &amp; National Heritage:</b>	698
<b>Charities:</b>	4 025
<b>Sport &amp; Recreation:</b>	867

As at 31 March 2009, the outstanding applications per sector were as follows:

<b>Arts, Culture &amp; National Heritage:</b>	1
<b>Charities:</b>	263
<b>Sport &amp; Recreation:</b>	273

# National Lotteries Board

## Activities of the Board

Continued

For the period 01 April 2008 to 31 March 2009, we can also report that the distribution of good cause monies per province and per sector is as follows:

	Arts, Culture & National Heritage	Charities	Sport & Recreation	Miscellaneous Purposes	TOTAL
	R million	R million	R million	R million	R million
<b>National Bodies</b>	46,6	41,8	376,9	1,0	<b>466,3</b>
<b>Eastern Cape</b>	36,1	63,9	17,4	--	<b>117,4</b>
<b>Free State</b>	9,3	36,6	17,1	--	<b>63,0</b>
<b>Gauteng</b>	41,8	224,9	105,1	--	<b>371,8</b>
<b>KwaZulu Natal</b>	19,3	12,0	19,7	--	<b>51,0</b>
<b>Limpopo</b>	3,1	36,5	2,7	--	<b>42,3</b>
<b>Mpumalanga</b>	18,0	7,9	7,9	--	<b>33,8</b>
<b>Northern Cape</b>	2,5	15,8	8,9	--	<b>27,2</b>
<b>North West</b>	8,0	13,8	20,1	--	<b>41,9</b>
<b>Western Cape</b>	79,1	112,1	20,8	--	<b>212,0</b>
<b>TOTAL</b>	<b>263,8</b>	<b>565,3</b>	<b>596,6</b>	<b>1,0</b>	<b>1 426,7</b>

A list of all organisations that were paid from the NLDTF in the period under review appears, together with the amounts received, at the back of this report.

For details of National Lottery Ticket Sales per Province refer to the National Lottery statistics in the ACTIVITIES OF THE BOARD section, at the beginning of this report.



# National Lotteries Board & National Lottery Distribution Trust Fund

## Report of the Audit Committee



We are pleased to present our report for the financial year ended 31 March 2009.

### Audit Committee Members and Attendance:

The Audit Committee consists of the members listed hereunder and meets at least four times per annum as per its approved terms of reference. During the current financial year three meetings were held with the fourth meeting on 1 April 2009.

Name of Member	Number of Meetings attended
N. Axten (Chairperson)	4
R.K. Nayager	4
J.F.J. Scheepers	4
S. Thomas	4

The External Auditors, the Chief Executive Officer, Internal Auditors as well as the Chief Financial Officer have a standing invitation to audit committee meetings and have attended most of the meetings during the year under review.

The Audit Committee comprises four members, all of whom are from the private sector and two of whom are members of the Board.

### Audit Committee Responsibility

The Audit Committee reports that it has complied with its responsibilities arising from Treasury Regulations 3.1.13, 27.1.7 and 27.1.10(b) and (c) issued in terms of the Public Finance Management Act 1 of 1999, as amended by Act 29 of 1999.

The Audit Committee also reports that it has adopted appropriate formal terms of reference as its audit committee charter, has regulated its affairs in compliance with this charter and has discharged all its responsibilities as contained therein.

### The report on performance information

Whilst the Board has additional responsibility as required by Section 55(2) (a) of the PFMA to ensure that the annual report and audited financial statements fairly present its performance against predetermined objectives, it is the Audit Committee's opinion that due to a lack of proper guidelines on this matter there is a lack of consistency in reporting such information appropriately.

### The effectiveness of internal control

During the year under review the internal controls of the Board, with regards to its responsibilities as regulator of the National Lottery, were considerably





## Continued

improved, and have been effectively discharged.

The re-engineering of the Grant Management System as mentioned in last year's report, has been completed and has resulted in a far more efficient process.

### **The quality of management and monthly/quarterly reports submitted in terms of the PFMA**

The Audit Committee is satisfied with the content and quality of monthly and quarterly reports prepared and issued by the Board during the year under review.

### **Distributing Agencies**

Disbursement of grants are made on terms, conditions and the authority of the Distributing Agencies (DA's). These grants are made at the discretion of the DA's and it remains a concern of the Audit Committee that these decisions are not specifically audited by any Authority.

### **Internal Audit**

The Board has outsourced the internal audit function to a private firm of chartered accountants and the audit areas covered were in terms of a risk-based, three year rolling plan which ends in the 2009/2010 year. The Audit Committee has reviewed the adequacy of the coverage and, subject to certain minor deviations, is satisfied therewith. The initial contract has

expired and has been extended pending a decision whether to develop an outsourced or co-sourced capacity.

### **Evaluation of Financial Statements**

The Audit Committee has:

- reviewed and discussed the audited annual financial statements to be included in the annual report with the Auditor-General and the Accounting Officer; and
- reviewed the Auditor-General's management letter and management's response thereto;

The Audit Committee concurs and accepts the Auditor-General's conclusions on the annual financial statements and is of the opinion that the audited annual financial statements be accepted and read together with the report of the Auditor-General.



N. Axten  
Chairperson of the Audit Committee

# National Lotteries Board *Board Report*



## BOARD REPORT

The National Lotteries Board presents its eleventh Annual Report, which is supplementary to the audited Financial Statements of the National Lotteries Board (NLB) and the National Lottery Distribution Trust Fund (NLDTF) for the year ended 31 March 2009.

### 1 NATURE OF OPERATIONS

The NLB is the regulator of the National Lottery and other lotteries as identified in the Lotteries Act, 1997 (Act No. 57 of 1997). Gidani (Pty) Ltd is a private company that currently operates the National Lottery under licence from the Government. (Uthingo Management (Pty) Ltd was a private company that operated the National Lottery for a period of seven years, which expired on 31 March 2007). The Operator of the National Lottery pays monies into the NLDTF in terms of the licence agreement. These proceeds are destined for good causes as specified in the Lotteries Act and allocated to applicants who meet the required criteria by Distributing Agencies appointed by the Minister of Trade and Industry. The NLB manages the NLDTF and accounts for all running costs. The NLB withdraws the necessary funds required from the NLDTF, based on overall annual budget approval by the Minister of Trade and Industry.



### 2 STATEMENT OF RESPONSIBILITY

The NLB is responsible for the maintenance of adequate accounting records and the preparation and integrity of the financial statements and related information. The auditors are responsible to report on the fair presentation of the financial statements and the results of its operations. The financial statements have been prepared in accordance with the basis of preparation as set out in the accounting policies and notes to the NLB and NLDTF financial statements, and in the manner required by the Public Finance Management Act, 1999.



The NLB is also responsible for the entity's system of internal control. These are designed to provide reasonable, but not absolute assurance as to the reliability of the financial statements, to adequately safeguard, verify and maintain accountability of the assets, and to prevent and detect misstatement and loss. Nothing has come to the attention of the NLB to indicate that any material breakdown in the functioning of these controls, procedures and systems has occurred during the year under review.

The financial statements have been prepared on the going concern basis, since the NLB Board Members have every reason to believe that the NLB has adequate resources in place to continue in operation for the foreseeable future.



## 3 OPERATING AND FINANCIAL REVIEW

The financial results of the NLB and the NLDTF are fully dealt with in the attached Financial Statements.

Being a regulatory body, the NLB's objectives are prescribed in the Lotteries Act. It is the NLB's continuous aim to meet or exceed these objectives. The NLB underwent substantial growth during the period under review in terms of its asset base, personnel and general service delivery. The Chairperson's report covers all accomplishments in greater detail.

Revenue from the Lottery Operator, Gidani (Pty) Ltd, for the current year far exceeded the contribution from the previous Operator in any one year. This is due to the higher contribution factor of 34% of ticket sales as opposed to the average of 22% from the previous Operator. Comparative figures in respect of revenue from Gidani only reflect contribution from sales from 13 October 2007 to 31 March 2008 as a result of the delay in finally awarding the Licence to operate the National Lottery to Gidani in 2007/2008.

## 4 MEMBERS OF THE BOARD

Mr Joe Foster (Chairperson)	re-appointed 03/12/2003 <a href="#">extended 17/12/2008</a>
Mr Norman Axten	re-appointed 03/12/2003 <a href="#">extended 17/12/2008</a>
Ms Nora Fakude-Nkuna	re-appointed 03/12/2003 <a href="#">extended 17/12/2008</a>
Mr Henry Makgothi	re-appointed 03/12/2003 <a href="#">extended 17/12/2008</a>
Ms Shelley Thomas	re-appointed 03/12/2003 <a href="#">extended 17/12/2008</a>
Mr George Negota	appointed 03/12/2003 <a href="#">extended 17/12/2008</a>
Mr Brian Muthwa	Minister's Nominee (Acting) <a href="#">resigned 30/11/2008</a>

The Board Members' term of office officially came to an end in December 2008, but the DTI extended the term for a period of one year, or until a new Board is appointed within a period not exceeding one year. The Minister's Nominee resigned in November 2008 and has not been replaced to date.

## 5 EMOLUMENTS AND REMUNERATION

The notes to the Financial Statements provide full disclosure in respect of Board Members' emoluments, Distributing Agency Members' emoluments, Audit Committee Members' emoluments and Senior Management remuneration.

## 6 MATERIALITY FRAMEWORK IN TERMS OF TREASURY REGULATION 28.1.5.

For purposes of material (sections 50(1), 55(2) and 66(1) of the Public Finance Management Act) and significant (section 54 (2) of the Public Finance Management Act), the Board developed and agreed a framework of acceptable levels of materiality and significance in consultation with the external auditors. Overall materiality for the period under review was agreed as being approximately 0.5% of prior year actual expenditure. This amounts to R170 000 and R4 500 000 for the NLB and NLDTF respectively.

## 7 INTERNAL AUDIT

The Board has outsourced the internal audit function as envisaged in section 51(1) (a) (ii) of the PFMA to SAB&T Inc. Chartered Accountants (SA). They have conducted their assignment in accordance with the standards set by the Institute of Internal Auditors, and in terms of the internal audit coverage plan as agreed with Management and the Audit Committee. The following areas were covered during the period under review:

Grant allocation audit;  
Governance audit;  
Legal compliance and contract management audit;  
IT audit;  
Policies & procedures;  
Occupational health & safety; and  
Cash and investment audit (twice).  
SAB & T's contract with the NLB expired in March 2009 and the Board is currently considering alternative services.

## 8 EXTERNAL AUDIT

The Auditor-General will continue to perform the statutory audit in accordance with the Lotteries Act, 1997 (Act No. 57 of 1997) and the Public Audit Act, 2004 (Act No. 25 of 2004).

The Financial statements set out on pages 27 to 49 for the National Lotteries Board and pages 58 to 73 for the National Lottery Distribution Trust Fund were approved by the Board and are signed on their behalf.



J A Foster  
Chairperson



V Ram  
Chief Executive Officer

# National Lotteries Board (NLB) *Annual Financial Statements*

for the year ended 31 March 2009



## REPORT OF THE AUDITOR-GENERAL TO PARLIAMENT ON THE FINANCIAL STATEMENTS AND PERFORMANCE INFORMATION OF THE NATIONAL LOTTERIES BOARD FOR THE YEAR ENDED 31 MARCH 2009

### REPORT ON THE FINANCIAL STATEMENTS

#### Introduction

1. I have audited the accompanying financial statements of the National Lotteries Board which comprise the statement of financial position as at 31 March 2009, and the statement of financial performance, the statement of changes in net assets and the cash flow statement for the year then ended, and a summary of significant accounting policies and other explanatory notes as set out on pages 27 to 49.

#### The accounting authority's responsibility for the financial statements

2. The accounting authority is responsible for the preparation and fair presentation of these financial statements in accordance with the basis of accounting determined by the National Treasury, as set out in accounting policy note 1 to the financial statements and in the manner required by the Public Finance Management Act, 1999 (Act No. 1 of 1999) (PFMA) and the Lotteries Act, 1997 (Act No. 57 of 1997) and for such internal control as the accounting authority determines is necessary to enable the preparation of financial statements that are free from material misstatement, whether due to fraud or error.

#### The Auditor-General's responsibility

3. As required by section 188 of the Constitution of the Republic of South Africa, 1996 read with section 4 of the Public Audit Act, 2004 (Act No. 25 of 2004) (PAA) and section 12(4) of the Lotteries Act (Act No. 57 of 1997), my responsibility is to express an opinion on these financial statements based on my audit.
4. I conducted my audit in accordance with the International Standards on Auditing read with *General Notice 616 of 2008*, issued in *Government Gazette No. 31057 of 15 May 2008*. Those standards require that I comply with ethical requirements and plan and perform the audit to obtain reasonable assurance about whether the financial statements are free from material misstatement.
5. An audit involves performing procedures to obtain audit evidence about the amounts and disclosures in the financial statements. The procedures selected depend on the auditor's judgement, including the assessment of the risks of material misstatement of the financial statements, whether due to fraud or error. In making those risk assessments, the auditor considers internal control relevant to the entity's preparation and fair presentation of the financial statements in order to design audit procedures that are appropriate in the circumstances, but not for the purpose of expressing an opinion on the effectiveness of the entity's internal control. An audit also includes evaluating the appropriateness of accounting policies used and the reasonableness of accounting estimates made by management, as well as evaluating the overall presentation of the financial statements.
6. I believe that the audit evidence I have obtained is sufficient and appropriate to provide a basis for my audit opinion.

#### Opinion

7. In my opinion the financial statements present fairly, in all material respects, the financial position of the National Lotteries Board as at 31 March 2009 and its financial performance and its cash flows for the year then ended, in accordance with the basis of accounting determined by the National Treasury, as set out in accounting policy note 1 to the financial statements and in the manner required by the PFMA and section 12(4) of the Lotteries Act.

#### Basis of accounting

8. Without qualifying my opinion I draw attention to accounting policy note 1 to the financial statements. The public entity's policy is to prepare financial statements on the basis of accounting determined by the National Treasury.

**REPORT OF THE AUDITOR-GENERAL TO PARLIAMENT ON THE FINANCIAL STATEMENTS AND PERFORMANCE  
INFORMATION OF THE NATIONAL LOTTERIES BOARD FOR THE YEAR ENDED 31 MARCH 2009**

Continued

**Other matters**

Without qualifying my opinion, I draw attention to the following matters that relate to my responsibilities in the audit of the financial statements:

**Unaudited supplementary schedules**

9. The supplementary information set out on pages 50 to 51 does not form part of the financial statements and is presented as additional information. I have not audited this schedule and accordingly I do not express an opinion thereon.

**Governance framework**

10. The governance principles that impact the auditor's opinion on the financial statements are related to the responsibilities and practices exercised by the accounting authority and executive management and are reflected in the key governance responsibilities addressed below:

**Key governance responsibilities**

11. The PFMA tasks the accounting authority with a number of responsibilities concerning financial and risk management and internal control. Fundamental to achieving this is the implementation of key governance responsibilities, which I have assessed as follows:

No.	Matter	Y	N
<b>Clear trail of supporting documentation that is easily available and provided in a timely manner</b>			
1.	No significant difficulties were experienced during the audit concerning delays or the availability of requested information.	X	
<b>Quality of financial statements and related management information</b>			
2.	The financial statements were not subject to any material amendments resulting from the audit.	X	
3.	The annual report was submitted for consideration prior to the tabling of the auditor's report.	X	
<b>Timeliness of financial statements and management information</b>			
4.	The annual financial statements were submitted for auditing as per the legislated deadlines section 55 of the PFMA.	X	
<b>Availability of key officials during audit</b>			
5.	Key officials were available throughout the audit process.	X	
<b>Development and compliance with risk management, effective internal control and governance practices</b>			
6.	Audit committee		

**REPORT OF THE AUDITOR-GENERAL TO PARLIAMENT ON THE FINANCIAL STATEMENTS AND PERFORMANCE  
INFORMATION OF THE NATIONAL LOTTERIES BOARD FOR THE YEAR ENDED 31 MARCH 2009**

Continued

	<ul style="list-style-type: none"> <li>The public entity had an audit committee in operation throughout the financial year.</li> </ul>	<b>X</b>	
	<ul style="list-style-type: none"> <li>The audit committee operates in accordance with approved, written terms of reference.</li> </ul>	<b>X</b>	
	<ul style="list-style-type: none"> <li>The audit committee substantially fulfilled its responsibilities for the year, as set out in section 77 of the PFMA and the Treasury Regulation 27.1.8.</li> </ul>	<b>X</b>	
<b>No.</b>	<b>Matter</b>	<b>Y</b>	<b>N</b>
7.	Internal audit		
	<ul style="list-style-type: none"> <li>The public entity had an internal audit function in operation throughout the financial year.</li> </ul>	<b>X</b>	
	<ul style="list-style-type: none"> <li>The internal audit function operates in terms of an approved internal audit plan.</li> </ul>	<b>X</b>	
	<ul style="list-style-type: none"> <li>The internal audit function substantially fulfilled its responsibilities for the year, as set out in Treasury Regulation 27.2.</li> </ul>	<b>X</b>	
8.	There are no significant deficiencies in the design and implementation of internal control in respect of financial and risk management.	<b>X</b>	
9.	There are no significant deficiencies in the design and implementation of internal control in respect of compliance with applicable laws and regulations.	<b>X</b>	
10.	The information systems were appropriate to facilitate the preparation of the financial statements.	<b>X</b>	
11.	A risk assessment was conducted on a regular basis and a risk management strategy, which includes a fraud prevention plan, is documented and used as set out in Treasury Regulation 27.2.	<b>X</b>	
12.	Powers and duties have been assigned, as set out in section 56 of the PFMA.	<b>X</b>	
<b>Follow-up of audit findings</b>			
13.	The prior year audit findings have been substantially addressed.		<b>X</b>
14.	SCOPA resolutions have been substantially implemented.	<b>N/A</b>	
<b>Issues relating to the reporting of performance information</b>			
15.	The information systems were appropriate to facilitate the preparation of a performance report that is accurate and complete.		<b>X</b>
16.	Adequate control processes and procedures are designed and implemented to ensure the accuracy and completeness of reported performance information.		<b>X</b>
17.	A strategic plan was prepared and approved for the financial year under review for purposes of monitoring the performance in relation to the budget and delivery by the National Lotteries Board against its mandate, predetermined objectives, outputs, indicators and targets Treasury Regulation 30.1.	<b>X</b>	
18.	There is a functioning performance management system and performance bonuses are only paid after proper assessment and approval by those charged with governance.	<b>X</b>	



## REPORT OF THE AUDITOR-GENERAL TO PARLIAMENT ON THE FINANCIAL STATEMENTS AND PERFORMANCE INFORMATION OF THE NATIONAL LOTTERIES BOARD FOR THE YEAR ENDED 31 MARCH 2009

Continued

12. The overall governance framework at the National Lotteries Board is operating effectively. However the Board will need to give attention to the implementation of formalised policies, procedures and controls with regards to performance information in the coming year.

### Other Matters

#### REPORT ON OTHER LEGAL AND REGULATORY REQUIREMENTS

##### Report on performance information

13. I have reviewed the performance information as set out on pages 8 to 12.

##### The accounting authority's responsibility for the performance information

14. The accounting authority has additional responsibilities as required by section 55(2)(a) of the PFMA to ensure that the annual report and audited financial statements fairly present the performance against predetermined objectives of the public entity.

##### The Auditor-General's responsibility

15. I conducted my engagement in accordance with section 13 of the PAA read with *General Notice 616 of 2008*, issued in *Government Gazette No. 31057 of 15 May 2008*.
16. In terms of the foregoing my engagement included performing procedures of an audit nature to obtain sufficient appropriate evidence about the performance information and related systems, processes and procedures. The procedures selected depend on the auditor's judgement.
17. I believe that the evidence I have obtained is sufficient and appropriate to provide a basis for the findings reported below.

#### Findings on performance information

##### Non-compliance with regulatory requirements

##### Lack of effective, efficient and transparent systems and internal controls regarding performance management

18. The accounting authority did not ensure that the National Lotteries Board has and maintains an effective, efficient and transparent system and internal controls regarding performance management, which describe and represent how the entity's processes of performance planning, monitoring, measurement, review and reporting will be conducted, organised and managed, as required in terms of section 51(1)(a)(i) of the PFMA.

##### Lack of reporting on all predetermined objectives in annual report

19. The National Lotteries Board has not reported on all the predetermined objectives, as required by section 55(2)(a) of the PFMA. The predetermined objectives set by the Department of Trade and Industry reflected in the approved business plan was not reported on in the annual report.

##### Usefulness and reliability of reported performance information

20. the following criteria were used to assess the usefulness and reliability of the information on the entity's performance with respect to the objectives in its approved business plan:
  - Consistency: Has the entity reported on its performance with regard to its objectives, indicators and targets in its



**REPORT OF THE AUDITOR-GENERAL TO PARLIAMENT ON THE FINANCIAL STATEMENTS AND PERFORMANCE  
INFORMATION OF THE NATIONAL LOTTERIES BOARD FOR THE YEAR ENDED 31 MARCH 2009**

Continued

approved business plan?

- Relevance: Is the performance information as reflected in the indicators and targets clearly linked to the predetermined objectives and mandate. Is this specific and measurable, and is the time period or deadline for delivery specified?
- Reliability: Can the reported performance information be traced back to the source data or documentation and is the reported performance information accurate and complete in relation to the source data or documentation?

The following audit findings relate to the above criteria:

**Reported performance information not relevant**

21. The objectives derived directly from the Lotteries Act as included in Table 1 of the reported performance information were not:
- specific in clearly identifying the nature and the required level of performance
  - measurable in identifying the required performance
  - time bound in specifying the time period or deadline for delivery.
22. Six out of the twenty three targets reviewed included in Table 2 of the reported performance information were not:
- specific in clearly identifying the nature and the required level of performance
  - measurable in identifying the required performance
  - time bound in specifying the time period or deadline for delivery.

**APPRECIATION**

23. The assistance rendered by the staff of the National Lotteries Board during the audit is sincerely appreciated.

*Auditor-General*

Pretoria

31 July 2009



**AUDITOR - GENERAL  
SOUTH AFRICA**

*Auditing to build public confidence*

# National Lotteries Board Statement of Financial Performance

for the year ended 31 March 2009

		2009	2008
	Notes	R'000	R'000
<b>REVENUE</b>			
Transfers and subsidies received	1	47 456	33 109
Licence fees	2	1 308	654
Gains on disposal of fixed assets	3	25	26
Other income		116	43
<b>TOTAL REVENUE</b>		<b>48 905</b>	<b>33 832</b>
<b>EXPENDITURE</b>			
Administrative expenses	4	8 105	9 003
Staff costs	5	23 817	15 478
Audit fees	6	1 213	1 188
Other operating expenses	7	14 434	8 046
Depreciation and amortisation	8	1 846	424
<b>TOTAL EXPENDITURE</b>		<b>49 415</b>	<b>34 139</b>
<b>DEFICIT FROM OPERATIONS</b>		<b>(510)</b>	<b>(307)</b>
Finance income	9	510	307
<b>SURPLUS FOR THE YEAR</b>		<b>-</b>	<b>-</b>

# National Lotteries Board

## Statement of Financial Position

at 31 March 2009

	Notes	2009 R'000	2008 R'000
<b>ASSETS</b>			
<b>Non-current assets</b>			
Property, plant and equipment	10	4 370	2 725
Intangible assets	11	3 705	2 438
		<b>8 075</b>	<b>5 163</b>
<b>Current assets</b>			
Trade and other receivables	12	2 953	3 257
Prepayments and advances	13	-	173
Cash and cash equivalents	14	3 616	4 972
		<b>6 569</b>	<b>8 402</b>
<b>Total assets</b>		<b>14 644</b>	<b>13 565</b>
<b>LIABILITIES</b>			
<b>Non-current liabilities</b>			
Deferred income: Licence fees	15	6 730	8 038
<b>Current liabilities</b>			
Trade and other payables	16	3 787	3 999
Deferred operating lease liability	17	2 819	220
Current portion of deferred income	15	1 308	1 308
		<b>7 914</b>	<b>5 527</b>
<b>Total liabilities</b>		<b>14 644</b>	<b>13 565</b>

# National Lotteries Board Statement of Changes in Net Assets

for the year ended 31 March 2009

	Accumulated Funds
	R'000
Balance of accumulated funds at 1 April 2007	-
Surplus for the year	-
Balance of accumulated funds at 1 April 2008	-
Surplus for the year	-
Balance of accumulated funds at 31 March 2009	-



# National Lotteries Board

## Cash Flow Statement

for the year ended 31 March 2009

		2009	2008
	Notes	R'000	R'000
<b>Cash flow from operating activities</b>			
Cash receipts from NLDTF and other parties		48 049	40 924
Cash paid to suppliers and employees		(45 182)	(32 270)
Cash generated from operations	18	2 867	8 654
Investment income		510	307
<b>Net cash generated from operating activities</b>		3 377	8 961
<b>Cash flow from investing activities</b>			
Acquisition of property, plant and equipment		(2 640)	(2 490)
Acquisition of intangible assets		(2 137)	(2 396)
Proceeds from disposal of fixed assets		44	26
<b>Net cash used in investing activities</b>	19	(4 733)	(4 860)
<b>Net (decrease)/increase in cash and cash equivalents</b>		(1 356)	4 101
Cash and cash equivalents at the beginning of the year		4 972	871
<b>Cash and cash equivalents at the end of the year</b>	14	3 616	4 972

# National Lotteries Board *Accounting Policies*

for the year ended 31 March 2009

The following are the principal accounting policies of the NLB which are, in all material respects, consistent with those applied in the previous year:

## 1 Basis of preparation

The financial statements have been prepared in accordance with the South African Statements of Generally Accepted Accounting Practices (GAAP) including any interpretations of such Statements issued by the Accounting Practices Board, with the effective Standards of Generally Recognised Accounting Practices (GRAP) issued by the Accounting Standards Board replacing the equivalent GAAP Statement as follows:

### Standard of GRAP

GRAP 1: Presentation of financial statements  
GRAP 2: Cash flow statements  
GRAP 3: Accounting policies, changes in accounting estimates and errors

### Replaced Statement of GAAP

AC101: Presentation of financial statements  
AC118: Cash flow statements  
AC103: Accounting policies, changes in accounting estimates and errors

Currently the recognition and measurement principles in the above GRAP and GAAP Statements do not differ or result in material differences in items presented and disclosed in the financial statements. The implementation of GRAP 1, 2 & 3 has resulted in the following changes in the presentation of the financial statements:

#### 1. Terminology differences:

### Standard of GRAP

Statement of financial performance  
Statement of financial position  
Statement of changes in net assets  
Net assets  
Surplus/deficit  
Accumulated funds

### Replaced Statement of GAAP

Income statement  
Balance sheet  
Statement of changes in equity  
Equity  
Profit/loss  
Retained earnings

2. The cash flow statement can only be prepared in accordance with the direct method.

3. The amount and nature of any restrictions on cash balances is required.

Paragraph 11 – 15 of GRAP 1 has not been implemented due the fact that the budget reporting standard has not been developed by the local standard setter and the international standard is not effective for this financial year. Although the inclusion of budget information would enhance the usefulness of the financial statements, non-disclosure will not affect the objective of the financial statements.

The financial statements have been prepared on a going concern basis and the accounting policies have been applied consistently throughout the period. The measurement base applied is historical cost.



# National Lotteries Board

## Accounting Policies

Continued

### 4. Statement of compliance with GRAP

At the date of authorisation of these financial statements, the following accounting standards of GRAP were in issue, but not yet effective:

	Title	Application to the Board
GRAP	4 The Effects of Changes in Foreign Exchange Rates	Not applicable
GRAP	5 Borrowing Costs	Not applicable
GRAP	6 Consolidated and Separate Financial Statements	Not applicable
GRAP	7 Investments in Associates	Not applicable
GRAP	8 Interest in Joint Ventures	Not applicable
GRAP	9 Revenue from Exchange Transactions	Not applicable
GRAP	10 Financial Reporting in Hyperinflationary Economies	Not applicable
GRAP	11 Construction Contracts	Not applicable
GRAP	12 Inventories	Not applicable
GRAP	13 Leases	
GRAP	14 Events after the reporting date	
GRAP	16 Investment Property	Not applicable
GRAP	17 Property, Plant and Equipment	
GRAP	18 Segment Reporting	Not applicable
GRAP	19 Provisions, Contingent Liabilities and Contingent Assets	
GRAP	23 Revenue from Non-exchange Transactions	
GRAP	24 Presentation of Budget Information in Financial Statements	
GRAP	100 Non-current Assets held for Sale and Discontinued Operations	Not applicable
GRAP	101 Agriculture	Not applicable
GRAP	102 Intangible assets	

Management believes that the adoption of these standards in future periods will have no material impact on the financial statements of the National Lotteries Board as most of them are irrelevant to the board and those that are relevant are to a greater extent similar in application and disclosure as the GAAP standards applied currently.

In addition to the above statements of GRAP the following standards, amendments and interpretations of SA GAAP

became effective in 2007:

IFRS 7, 'Financial instruments: Disclosures', and the complementary amendment to IAS 1, 'Presentation of financial statements – Capital disclosures', introduces new disclosures relating to financial instruments and does not have any impact on the classification and valuation of the Board's financial instruments, or the disclosures relating to taxation and trade and other payables.

# National Lotteries Board

## Accounting Policies

Continued

IFRIC 8, 'Scope of IFRS 2', requires consideration of transactions involving the issuance of equity instruments, where the identifiable consideration received is less than the fair value of the equity instruments issued in order to establish whether or not they fall within the scope of IFRS 2. This standard does not have any impact on the Board's financial statements.

IFRIC 10, 'Interim financial reporting and impairment', prohibits the impairment losses recognised in an interim period on goodwill and investments in equity instruments and in financial assets carried at cost to be reversed at a subsequent statement of financial position date. This standard does not have any impact on the Board's financial statements.

The following standards and interpretations of SA GAAP are not yet effective and have not been early adopted by the Board:

IAS 23 (Amendment), 'Borrowing costs' (effective from 1 January 2009). It requires an entity to capitalise borrowing costs directly attributable to the acquisition, construction or production of a qualifying asset (one that takes a substantial period of time to get ready for use or sale) as part of the cost of that asset. The option of immediately expensing those borrowing costs will be removed. The Board will apply IAS 23 (Amended) from 1 January 2009 but is currently not applicable to the Board as there are no qualifying assets.

IFRS 8, 'Operating segments' (effective from 1 January 2009). IFRS 8 replaces IAS 14 and aligns segment reporting with the requirements of the US standard SFAS 131, 'Disclosures about segments of an enterprise and related information'. The new standard requires a 'management approach', under which segment information is presented on the same basis as that used for internal reporting purposes. This standard will not have any impact on the operations of the Board.

IFRIC 14, 'IAS 19 – The limit on a defined benefit asset, minimum funding requirements and their interaction' (effective from 1 January 2008). IFRIC 14 provides guidance on assessing the limit in IAS 19 on the amount of the surplus that can be recognised as an asset. It also explains how the pension asset or liability may be affected by a statutory or

contractual minimum funding requirement. This interpretation will have no effect on the operations of the Board.

## 2 Revenue recognition

Revenue is recognised when it is probable that future economic benefits will flow to the enterprise and these benefits can be measured reliably. The following specific bases apply:

Assistance from the NLDTF is based on actual operating costs for which the Board is responsible. The Board withdraws the amounts as and when required, based on overall approval by the Minister of Trade and Industry. Income is generally recognised as operating costs are defrayed, the end result being the surrendering of surpluses to (or recovering of any deficit from) the NLDTF, thus not accounting for any accumulated surplus.

Revenue arising from licence fees is recognised on an accrual basis in accordance with the substance of the license contract.

Interest income is accrued on a time proportion basis, taking into account the principal outstanding and the effective interest rate over the period to maturity.

Fees received from bidders are recognised as they accrue.

## 3 Irregular and fruitless and wasteful expenditure

Irregular expenditure means expenditure incurred in contravention of, or not in accordance with, a requirement of any applicable legislation, including:

- The PFMA, or
- Any legislation providing for procurement procedures.

Fruitless and wasteful expenditure means expenditure that was made in vain and would have been avoided had reasonable care been exercised.

Any irregular and fruitless and wasteful expenditure is charged against income in the period in which it is incurred.

# National Lotteries Board

## Accounting Policies

Continued

### 4 Retirement benefit costs

The Government Employees Pension Fund is a defined benefit fund, which provides retirement and death benefits. The Chairperson and the Chief Operating Officer are currently the only members of the Fund. Government guarantees any unfunded liability. The pension plan is generally funded by contributions from the two members and the National Lotteries Board. The contributions are charged to the statement of financial performance in the year to which they relate.

The Provident Fund to which all other employees belong is a defined contribution fund, which provides retirement, death and disability benefits. The National Lotteries Board funds the plan as part of the cost to the Board. The contributions are charged to the statement of financial performance in the year to which they relate.

### 5 Property, plant and equipment

All property, plant and equipment are initially recorded at cost. Assets are stated at historical cost less accumulated depreciation and accumulated impairment losses, and are written off over the expected useful life of the asset.

The residual value and useful lives of assets are reviewed and adjusted if appropriate at the end of each financial year. Where the carrying amount of an asset is greater than its estimated recoverable amount, it is written down immediately to its recoverable amount. Depreciation is calculated on the straight-line method to write off the cost of assets to their residual values over their estimated useful lives:

- Furniture and fittings	Minimum 5 years
- Office equipment	Minimum 5 years
- Computer equipment	Minimum 3 years
- Motor vehicles	Minimum 5 year
- Leasehold improvements	Minimum 10 years

The gain or loss arising from the disposal or retirement of an asset is determined as the difference between the sales proceeds and the carrying amount of the asset and is recognised in or charged against income.

### 6 Intangible assets

Costs associated with developing or maintaining computer software programmes are recognised as an expense as incurred. Costs that are directly associated with identifiable software products controlled by the Board and will generate economic benefits exceeding costs beyond one year, are recognised as intangible assets. Intangible assets are stated at historical cost less accumulated amortisation. The residual value and useful lives of intangible assets are reviewed and adjusted if appropriate at the end of each financial year. Where the carrying amount is greater than the estimated recoverable amount, it is written down immediately to its recoverable amount. Amortisation is calculated on the straight-line method to write off the cost of the assets to their residual values over their estimated useful lives. A minimum useful life of three years is assumed. Expenditure that enhances or extends the performance of computer software programmes beyond their original specifications is recognised as a new acquisition. Software licences with perpetual lives are capitalised and not amortised unless a replacement is contemplated, in which case amortisation will take place over the then expected remaining life.

### 7 Impairment

At each reporting date, the Board reviews the carrying amounts of its tangible and intangible assets to determine whether there is any indication that those assets may be impaired. If any such indication exists, the recoverable amount of the asset is estimated in order to determine the extent of the impairment loss (if any). If the recoverable amount of an asset is estimated to be less than its carrying amount, the carrying amount of the asset is reduced to its recoverable amount. Impairment losses are immediately recognised as an expense.

### 8 Leased assets

#### Operating leases

Leases of assets under which the lessor effectively retains all the risks and benefits of ownership are classified as operating leases. Payments made under operating leases are charged to the statement of financial performance as incurred where increments are CPIX based, and on a straight-line basis

# National Lotteries Board

## Accounting Policies

Continued

where increments are based on fixed escalations, over the period of the lease. Operating leases currently only relate to the premises being leased by the National Lotteries Board.

### 9 Financial assets

The Board classifies its financial assets in the following categories: at fair value through profit or loss, loans and receivables, and available-for-sale. The classification depends on the purpose for which the financial assets were acquired. Management determines the classification of its financial assets at initial recognition.

#### *(a) Financial assets at fair value through profit or loss*

Financial assets at fair value through profit or loss are financial assets held for trading. A financial asset is classified in this category if acquired principally for the purpose of selling in the short-term.

#### *(b) Loans and receivables*

Loans and receivables are non-derivative financial assets with fixed or determinable payments that are not quoted in an active market. They are included in current assets, except for maturities greater than 12 months after the statement of financial position date. These are classified as non-current assets.

The Board's loans and receivables comprise 'trade and other receivables', 'prepayments and advances' and 'cash and cash equivalents' in the statement of financial position (notes 12, 13 and 14).

The Board classifies its funds placed with various banking institutions in the form of fixed deposits, banker's acceptances, promissory notes and negotiable certificates of deposit as originated loans and receivables. This category of accounting for investments affords the opportunity of early conversion to cash if required, and not having to necessarily hold all instruments to maturity. These investments are also classified as current assets as it is the express intention to have all investments mature within twelve months from the reporting date. All funds are placed with high credit quality financial institutions approved by the Minister of Finance.

Cash and cash equivalents are shown at the original capital invested plus accrued interest.

For the purposes of the cash flow statement, cash and cash equivalents comprise cash in hand, deposits held at call with banks, and investments in money market instruments that mature in less than three months and are not only considered to be low risk investments, but may also be converted to cash earlier if considered necessary.

#### *(c) Available-for-sale financial assets*

Available-for-sale financial assets are non-derivatives that are either designated in this category or not classified in any of the other categories. They are included in non-current assets unless management intends to dispose of the investment within 12 months of the statement of financial position date.

### Recognition and measurement

Regular purchases and sales of financial assets are recognised on the trade date – the date on which the Board commits to purchase or sell the asset. Investments are initially recognised at fair value plus transaction costs for all financial assets not carried at fair value through profit or loss. Financial assets carried at fair value through profit or loss are initially recognised at fair value and transaction costs are expensed in the statement of financial performance.

Financial assets are derecognised when the rights to receive cash flows from the investments have expired or have been transferred and the group has transferred substantially all risks and rewards of ownership.

Available-for-sale financial assets and financial assets at fair value through profit or loss are subsequently carried at fair value.

Loans and receivables are carried at amortised cost using the effective interest method.

Gains or losses arising from changes in the fair value of the 'financial assets at fair value through profit or loss' category are presented in the statement of financial performance within 'other (losses)/gains – net' in the period in which they arise.

# National Lotteries Board

## Accounting Policies

Continued

### Impairment of financial assets

The Board assesses at each statement of financial position date whether there is objective evidence that a financial asset or a group of financial assets is impaired. In the case of equity securities classified as available-for-sale, a significant or prolonged decline in the fair value of the security below its cost is considered as an indicator that the securities are impaired. If any such evidence exists for available-for-sale financial assets, the cumulative loss – measured as the difference between the acquisition cost and the current fair value, less any impairment loss on that financial asset previously recognised in profit or loss – is removed from equity and recognised in the statement of financial performance. Impairment losses recognised in the statement of financial performance on equity instruments are not reversed through the statement of financial performance.

Impairment testing of trade receivables is described in note 12.

### Cash and Cash equivalents

Cash and cash equivalents are shown at the original capital invested plus accrued interest. For the purposes of the cash flow statement, cash and cash equivalents comprise cash in hand, deposits held at call with banks, and investments in money market instruments that mature in less than three months and are not only considered to be low risk investments, but may also be converted to cash earlier if considered necessary.

## 10 Financial liabilities

Financial liabilities are recognised initially at fair value, net of transaction costs incurred. Borrowings are subsequently stated at amortised cost; any difference between the proceeds (net of transaction costs) and the redemption value is recognised in the statement of financial performance over the period of the borrowings using the effective interest method.

The Board's principal financial liabilities comprise trade and other payables.

## 11 Provisions

Provisions are recognised when:

- the NLB has a present legal or constructive obligation as a

result of past events;

- it is more likely than not, that an outflow of resources will be required to settle the obligation; and
- the amount of the obligation has been reliably estimated.

Provisions are not recognised for future operating losses.

Where there are a number of similar obligations, the likelihood that an outflow will be required in settlement is determined by considering the class of obligations as a whole. A provision is recognised even if the likelihood of an outflow with respect to one item included in the same class of obligation may be small.

Provisions are measured at the present value of the expenditure expected to be incurred, in order to settle the obligation, using a discount rate that reflects current market assessments of the time value of money, and the risks specific to the obligation. The increase in the provision due to the passage of time is recognised as interest expense.

## 12 Financial risk management

The Board's activities expose it to a variety of financial risks: market risk (including currency risk, fair value interest rate risk, cash flow interest rate risk and price risk), credit risk and liquidity risk. The Board manages these risks through a risk and investment committee.

### i. Market risk

The Board's activities as a regulator do not expose it to a significant amount of market risk. Therefore no formal policies have been developed to guard against market risk.

### ii. Credit risk

Credit risk arises from cash and cash equivalents and deposits with banks and financial institutions, as well as credit exposures to outstanding receivables and committed transactions. For banks and financial institutions, only banks approved by the Minister of Finance are used.

The Board also follows regulations issued by National Treasury to manage their exposure to credit risk. This includes spreading the investments held among reputable financial institutions.



# National Lotteries Board

## Accounting Policies

Continued

### *iii. Liquidity risk*

Prudent liquidity risk management implies maintaining sufficient cash and cash equivalents to meet the daily demands of the operations.

## **13 Critical accounting estimates and assumptions**

Estimates and judgments are continually evaluated and are based on historical experience and other factors, including expectations of future events that are believed to be reasonable under the circumstances.

### *13.1 Critical accounting estimates and assumptions*

The Board makes estimates and assumptions concerning the future. No critical estimate or assumption was made during the preparation of these financial statements.

### *13.2 Critical judgements in applying the entity's accounting policies*

No critical judgement was required in the drafting of these financial statements.





# National Lotteries Board

## Notes to the Annual Financial Statements

for the year ended 31 March 2009

### 1 Transfers and subsidies received

Assistance received from the NLDTF according to section 34 of the Lotteries Act

2009 R'000	2008 R'000
47 456	33 109

### 2 Licence fees

Recognition of lottery licence fees (refer note 15)

2009 R'000	2008 R'000
1 308	654

### 3 Gains on disposal of fixed assets

Disposal of fixed assets

2009 R'000	2008 R'000
25	26

### 4 Administrative expenses

Included in administrative expenses are the following:

Audit Committee Members' emoluments

Non-Executive Board Members' emoluments

Distributing Agency Members' emoluments

Legal fees

2009 R'000	2008 R'000
406	249
674	1 726
3 374	2 117
1 857	4 443

### 5 Staff costs

Salaries

-Basic salaries

-Performance awards

-Temporary staff

-Leave payments/provisions

Provident/Pension Fund contributions

Social Contributions

-Medical

-UIF

-Risk benefit and management

Executive Board Member's emoluments

Total

Average number of persons employed

2009 R'000	2008 R'000
15 954	9 927
1 921	1 397
451	408
581	173
2 086	1 248
898	673
105	66
463	361
1 358	1 225
23 817	15 478
85	56

# National Lotteries Board

## Notes to the Annual Financial Statements

Continued

Included in the above staff costs are the following amounts paid to or receivable by senior management: (R'000)

	Basic salary	Provident/ Pension fund	Annual bonus	Travel allowance	Medical aid	Total 2009	Total 2008
CEO	745	160	86	78	52	1 121	992
COO	469	58	37	144	31	739	-
CFO	466	112	59	96	34	767	676
Manager HR & Admin	267	81	44	130	50	572	502
Sector Manager Sport & Art	389	103	55	142	26	715	632
Sector Manager Charities	178	44	24	60	9	315	-
Manager Communications	311	72	40	84	17	524	443
Manager Legal	282	60	34	48	13	437	374
Manager Compliance	305	65	40	96	11	517	-

### 6 Audit fees

Statutory audit

Performance audit

2009 R'000	2008 R'000
1 213	1 033
-	155
1 213	1 188

### 7 Other operating expenses

Included in other operating expenses are the following:

Advertising and publicity

Consultants, contractors and special services

Internal audit sub-contracted

Rentals in respect of operating leases (minimum lease payments) -  
Premises

Telephones and Fax

Travel and subsistence

2009 R'000	2008 R'000
1 420	1 025
1 836	3 102
628	614
7 378	2 098
557	134
1 649	757

# National Lotteries Board

## Notes to the Annual Financial Statements

Continued

### 8 Depreciation and amortisation

#### Depreciation charge

- Office equipment
- Motor vehicles
- Computer equipment
- Furniture and fittings
- Leasehold improvements

#### Amortisation of intangibles

- Computer software

Total

2009 R'000	2008 R'000
976	293
178	26
43	54
395	187
182	17
178	9
870	131
1 846	424

### 9 Finance income

#### Interest income

- Loans
- Bank deposits

Total

2009 R'000	2008 R'000
4	5
506	302
510	307



# National Lotteries Board

## Notes to the Annual Financial Statements

Continued

### 10 Property, plant and equipment

	Office equipment R'000	Motor Vehicles R'000	Computer equipment R'000	Furniture & fittings R'000	Leasehold Improvements R'000	Total R'000
<b>Year ended 31/3/2008</b>						
Opening net carrying amount	78	152	251	47	-	528
Gross carrying amount	268	232	1 287	867	-	2 654
Accumulated depreciation	190	80	1 036	820	-	2 126
Additions	560	-	632	208	1 090	2 490
Assets disposed	-	-	-	-	-	-
Gross carrying amount	7	-	50	57	-	114
Accumulated depreciation	7	-	50	57	-	114
Depreciation charge	(26)	(54)	(187)	(17)	(9)	(293)
Closing net carrying amount	612	98	696	238	1 081	2 725
Gross carrying amount	821	232	1 869	1 018	1 090	5 030
Accumulated depreciation	209	134	1 173	780	9	2 305
<b>Year ended 31/3/2009</b>						
Opening net carrying amount	612	98	696	238	1 081	2 725
Gross carrying amount	821	232	1 869	1 018	1 090	5 030
Accumulated depreciation	209	134	1 173	780	9	2 305
Additions	308	-	696	809	827	2 640
Assets disposed	-	(19)	-	-	-	(19)
Gross carrying amount	35	79	498	-	-	612
Accumulated depreciation	35	60	498	-	-	593
Depreciation charge	(178)	(43)	(395)	(182)	(178)	(976)
Closing net carrying amount	742	36	997	865	1 730	4 370
Gross carrying amount	1 094	153	2 067	1 827	1 917	7 058
Accumulated depreciation	352	117	1 070	962	187	2 688

# National Lotteries Board

## Notes to the Annual Financial Statements

Continued

### 11 Intangible assets

Intangible assets refer to the capitalised value of software costs incurred in the development of the Grant Management System used by the National Lottery Distribution Trust Fund, and the National Lotteries Board/National Lottery Distribution Trust Fund website.

	Computer software R'000	Website R'000	Total R'000
<b>Year ended 31/3/2008</b>			
Opening net carrying amount	173	-	173
Gross carrying amount	788	43	831
Accumulated amortisation	615	43	658
Additions	2 396	-	2 396
Amortisation charge	(131)	-	(131)
Closing net carrying amount	2 438	-	2 438
Gross carrying amount	3 184	43	3 227
Accumulated amortisation	746	43	789
<b>Year ended 31/3/2009</b>			
Opening net carrying amount	2 438	-	2 438
Gross carrying amount	3 184	43	3 227
Accumulated amortisation	746	43	789
Additions	2 137	-	2 137
Amortisation charge	(870)	-	(870)
Closing net carrying amount	3 705	-	3 705
Gross carrying amount	5 321	43	5364
Accumulated amortisation	1 616	43	1 659

Included in intangible assets is the Board's Oracle licences acquired in March 2008, catering for 1 developer and 80 users. The licences were originally acquired in March 2008 at a total cost of R555 599. The current version of Oracle is robust, stable and sufficient for the purposes of the Board for an indefinite period. There is no conceivable reason for the Board to consider changing to a new platform or version in the long term. The suppliers of the licences have confirmed its perpetual life hence the Board's decision not to amortise the original cost until such time that a replacement is contemplated, in which case amortisation will take place over the then expected remaining life.

# National Lotteries Board

## Notes to the Annual Financial Statements

Continued

### 12 Trade and other receivables

	2009 R'000	2008
NLDTF	2 817	3 112
Staff loans and advances	101	87
Interest receivable	35	58
	<b>2 953</b>	<b>3 257</b>

The fair values of trade and other receivables approximate their carrying value.

As at 31 March 2009 all trade receivables are fully performing and no amounts are considered to be impaired. The Board's maximum exposure to credit risk is the fair value of each class of receivable listed above.

### 13 Prepayments and advances

	2009 R'000	2008 R'000
Prepayments on furniture ordered, and systems support	-	173

### 14 Cash and cash equivalents

Cash and cash equivalents comprise cash and bank balances that are held with registered banking institutions and that are subject to insignificant interest rate risk. The carrying amount of these assets approximates their fair value.

	2009 R'000	2008 R'000
Cash at bank	3 613	4 969
Cash on hand	3	3
	<b>3 616</b>	<b>4 972</b>

Cash and cash equivalents included for the purposes of the cash flow statement is equal to the list detailed above.

### 15 Deferred income: Licence fees

Licence fees relate to the licence awarded to Gidani (Proprietary) Limited for operating the National Lottery. Effective from October 2007, the licence is valid for seven years and will be recognised over this period.

	2009 R'000	2008 R'000
Balance brought forward before current portion	9 346	10 000
Charged to statement of financial performance	(1 308)	(654)
	<b>8 038</b>	<b>9 346</b>
Current portion of deferred income	(1 308)	(1 308)
Balance at end of year	<b>6 730</b>	<b>8 038</b>



# National Lotteries Board

## Notes to the Annual Financial Statements

Continued

### 16 Trade and other payables

	2009 R'000	2008 R'000
Accruals	1 522	2 643
Leave pay and bonuses	2 265	1 356
	<b>3 787</b>	<b>3 999</b>

### 17 Operating lease arrangements

#### The Board as lessee

Office premises are leased. The formal lease agreement with the Department of Trade and Industry (DTI) at the Board's previous premises never materialised. For the first eleven months of 2007/2008, actual payments to the DTI were expensed, as future increments were CPIX based. Effective March 2008, a new lease agreement with Growthpoint (Pty) Ltd was concluded which stipulates an annual increment of eight percent, the total lease period being ten years.

#### Charged to statement of financial performance

	2009 R'000	2008 R'000
DTI	-	1 485
Growthpoint (Pty) Ltd		
- Invoiced amount	4 779	393
- deferred lease liability	2 599	220
	<b>7 378</b>	<b>2 098</b>

#### Deferred operating lease liability

	2009 R'000	2008 R'000
Balance at beginning of the year	220	-
Deferred in current year	2 599	220
Balance at end of the year	<b>2 819</b>	<b>220</b>

#### Operating lease commitments

	2009 R'000	2008 R'000
<b>Minimum payments</b>		
Payable within 1 year	4 926	4 478
2 to 5 years	33 077	30 070
More than 5 years	27 922	35 854
Total minimum payments	<b>65 925</b>	<b>70 402</b>

# National Lotteries Board

## Notes to the Annual Financial Statements

Continued

### 18 Cash generated from operations

	2009 R'000	2008 R'000
Surplus for the year	-	-
Adjusted for:		
- Deferred lease liability	2 599	220
- Depreciation	976	293
- Amortisation of intangible assets	870	131
- Licence fees	(1 308)	-
- Gains on disposal of property, plant and equipment	(25)	(26)
- Investment income	(510)	(307)
Operating cash flows before working capital changes	2 602	311
Increase in non-current liabilities	-	8 038
Working capital changes	265	305
- Decrease in receivables	477	7 118
- Decrease in payables	(212)	(6 813)
<b>Cash generated from operations</b>	<b>2 867</b>	<b>8 654</b>

Earlier financial statements made reference to equal and opposite amounts in investments, and a corresponding liability referred to as Escrow. On the one hand funds were received from Uthingo and invested with various banking institutions in the form of fixed deposits and negotiable certificates of deposit. On the other hand the liability represented an equal amount reserved in order to assist with the continued operation of the National Lottery after expiry, termination or revocation of the licence for any reason. In terms of the Licence Agreement with Uthingo, upon expiry of the Licence, the funds have been transferred to the National Lottery Distribution Trust Fund early in the 2007/2008 financial year, to be made available for good causes. However, prior to such transfer, the following movements in current assets and liabilities were recognised as non cash flow items:

	2009 R'000	2008 R'000
Decrease in payables	-	(161 821)
Decrease in Escrow investments	-	161 821
	-	-

# National Lotteries Board

## Notes to the Annual Financial Statements

Continued

### 19 Net cash used in investing activities

	2009	2008
	R'000	R'000
Acquisition of property, plant and equipment	(2 640)	(2 490)
Acquisition of intangible assets	(2 137)	(2 396)
Proceeds from disposal of fixed assets	44	26
<b>Cash used in investing activities</b>	<b>(4 733)</b>	<b>(4 860)</b>

### 20 Related party transactions

The National Lotteries Board is the regulator of the National Lottery. Gidani (Pty) Ltd is a private company that currently operates the National Lottery under licence from the Government. Uthingo Management (Pty) Ltd was a private company that operated the National Lottery for the seven years ended 31 March 2007. The Operator generally pays monies into the National Lottery Distribution Trust Fund in terms of the licence agreement. These proceeds are destined for good causes as specified in the Lotteries Act, and allocated to deserving applicants by Distributing Agencies appointed by the Minister of Trade and Industry. The National Lotteries Board manages the National Lottery Distribution Trust Fund and accounts for all running costs. The Board withdraws the necessary funds required from the Trust Fund, based on overall annual approval by the Minister of Trade and Industry. All National departments of Government are regarded as related parties in accordance with Circular 4 of 2005: Guidance on the term "state-controlled entities" in the context of IAS24 (AC126) - Related Parties, issued by the South African Institute of Chartered Accountants. No transaction is implicated simply by the nature or existence of the relationships between these entities. However, the following transactions were recorded, relating to transactions with related parties as defined above:

	Notes	2009	2008
		R'000	R'000
NLDTF: Transfers and subsidies received	1	47 456	33 109
DTI: Operating lease payments	17	-	1 485
Trade and other receivables – NLDTF	12	2 817	3 112
Escrow income transferred to NLDTF	18	-	161 821

In addition to the above, the Minister of Trade and Industry appoints the members to the three Distributing Agencies. It is the duty of the Distributing Agency Members to adjudicate applications for funding within their respective sectors. Note 22 below lists the respective Distributing Agency Members by Sector, together with the emoluments paid or receivable by them for the period under review.

# National Lotteries Board

## Notes to the Annual Financial Statements

Continued

### 21 Board Members' Emoluments

The following emoluments were paid to or receivable by the Board Members during the period under review:

#### Executive Chairperson Mr J A Foster

	2009 R'000	2008 R'000
Basic salary	750	660
Home owner allowance	28	19
Annual bonus	55	50
Travel allowance	182	182
Medical aid	25	21
Pension fund	92	82
Entertainment allowance	2	2
Out of office allowance	12	-
<b>Total</b>	<b>1 146</b>	<b>1 016</b>

In addition to the above, an accrual has been raised for a performance bonus of R174 000 and a pro-rated annual bonus of R38 000. (2008: R171 000 and R37 000 respectively)

#### Non-Executive Board Members

	Retrospective hourly rate change adj. R'000	Meeting attendance R'000	Out of office allowances R'000	Total 2009 R'000	Total 2008 R'000
Axten N	72	36	-	108	474
Fakude-Nkuna N	123	65	22	210	466
Makgothi H	87	47	22	156	227
Thomas S	73	60	-	133	543
Negota G	23	10	22	55	16
Muthwa B	-	-	12	12	-
<b>Total</b>	<b>378</b>	<b>218</b>	<b>78</b>	<b>674</b>	<b>1 726</b>

The retrospective hourly rate change adjustment refers to the fact that since inception of the Board, the hourly rate was never revised. The applicable rate as should have been applied over the years was applied on a year to year basis and processed retrospectively in the current year.

The higher comparative values relate to the Minister having approved a revised hourly rate for the licence evaluation undertaken by the Board Members in the 2007 financial year and effectively processed in the 2008 financial year.

In his capacity as Acting Minister's Nominee, B Muthwa of the Department of Trade & Industry only received an out of office allowance for the period under review.

# National Lotteries Board

## Notes to the Annual Financial Statements

Continued

### 22 Distributing Agency Members' Emoluments

The following amounts were paid to or receivable by the Distributing Agency Members in respect of meeting attendance, preparation time and reimbursive expenses:

	2009 R'000	2008 R'000
<b>Arts, Culture &amp; National Heritage</b>		
Jafta DN (Acting Chairperson)	314	154
Bagarette N	-	13
Senna E	216	121
Mancotywa S	192	59
Human M	188	101
Ntuli BD	157	67
Nevhutanda NA	162	131
Salemane L	225	79
<b>Total</b>	<b>1 454</b>	<b>725</b>
<b>Charities</b>		
Maitse TE (Chairperson)	320	248
Grobbelaar MR	256	188
Madonsela M	293	215
Magerman AS	292	185
Matube JM	196	159
McDonald GA	181	120
Beck PA	105	74
<b>Total</b>	<b>1 643</b>	<b>1 189</b>
<b>Sport &amp; Recreation</b>		
Sam GN (Chairperson)	69	45
Kajee H	31	27
Keikabile MR	57	40
Maharaj HD	49	28
van Buynder I	-	11
Tshabalala T	44	35
van Niekerk C	27	17
<b>Total</b>	<b>277</b>	<b>203</b>



# National Lotteries Board

## Notes to the Annual Financial Statements

Continued

### 23 Audit Committee Members' Emoluments

The following emoluments were paid to or receivable by the Audit Committee Members during the period under review:

	Number of Meetings	Meeting attendance R'000	Reimbursive allowances R'000	Retrospective claim adj.	Total 2009 R'000	Total 2008 R'000
Scheepers JFJ	3	58	-	19	77	63
Axten N	3	24	1	13	38	77
Thomas S	3	66	1	118	185	34
Nayager R	3	72	6	28	106	75
<b>Total</b>		<b>220</b>	<b>8</b>	<b>178</b>	<b>406</b>	<b>249</b>


### 24 Taxation

The National Lotteries Board is exempt from income tax in terms of Section 10(1)(cA) of the Income Tax Act, 1962.

### 25 Contingent liabilities

Guarantee provided by Nedbank in favour of Growthpoint (Pty) Ltd

2009 R'000	2008 R'000
<b>1 260</b>	<b>1 260</b>



# National Lotteries Board

## Detailed Statement of Financial Performance

for the year ended 31 March 2009

### REVENUE

Transfers and subsidies received

Licence fees

Gains on disposal of fixed assets

Other income

### TOTAL REVENUE

### EXPENDITURE

#### Administrative expenses

General and administrative expenses

Insurance

Audit Committee Members' emoluments

Non-Executive Board Members' emoluments

Bank charges

Distributing Agency Members' emoluments

Electricity and water

Legal fees

Removals

Stationery and printing

Venues and facilities

#### Staff costs

##### Salaries

-Basic salaries

-Performance awards

-Temporary staff

-Leave payments/provisions

Provident Fund/Pension Fund contributions

##### Social Contributions

-Medical

-UIF

-Risk benefit and management

Executive Board Member's emoluments

2009	2008
R'000	R'000
47 456	33 109
1 308	654
25	26
116	43
<b>48 905</b>	<b>33 832</b>
847	161
124	38
406	249
674	1 726
44	22
3 374	2 117
177	-
1 857	4 443
67	-
467	191
68	31
15 954	9 927
1 921	1 397
451	408
581	173
2 086	1 248
898	673
105	66
463	361
<b>1 358</b>	<b>1 225</b>

# National Lotteries Board

## Detailed Statement of Financial Performance

Continued

	2009 R'000	2008 R'000
Other operating expenses		
Advertising and publicity	1 420	1 025
Consultants, contractors and special services	1 836	3 102
Courier and postage	124	54
Internal audit sub-contracted	628	614
Equipment items expensed as per Board's policy	29	6
Maintenance, repairs and running costs		
- Property and buildings	140	13
- Machinery and equipment	57	44
- Other maintenance, repairs and running costs	42	48
Meeting refreshments expense	279	147
Rental – office equipment	52	-
Rentals iro operating leases (minimum lease)		
- Premises	7 378	2 098
Staff recruitment	149	-
Staff training and development	38	4
Staff welfare	56	25
Telephone and fax	557	134
Travel and subsistence	1 649	757
Audit fees	1 213	1 188
Depreciation and amortisation	1 846	424
<b>TOTAL EXPENDITURE</b>	<b>49 415</b>	<b>34 139</b>
 <b>DEFICIT FROM OPERATIONS</b>	 <b>(510)</b>	 <b>(307)</b>
 Finance income	 510	 307
 <b>SURPLUS FOR THE YEAR</b>	 <b>-</b>	 <b>-</b>





National Lottery Distribution  
Trust Fund (NLDTF)  
*Annual Financial Statements*

for the year ended 31 March 2009





## REPORT OF THE AUDITOR-GENERAL TO PARLIAMENT ON THE FINANCIAL STATEMENTS AND PERFORMANCE INFORMATION OF THE NATIONAL LOTTERY DISTRIBUTION TRUST FUND FOR THE YEAR ENDED 31 MARCH 2009

### REPORT ON THE FINANCIAL STATEMENTS

#### Introduction

1. I have audited the accompanying financial statements of the National Lottery Distribution Trust Fund which comprise the statement of financial position as at 31 March 2009, and the statement of financial performance, the statement of changes in net assets and the cash flow statement for the year then ended, and a summary of significant accounting policies and other explanatory notes as set out on pages 58 to 73.

#### The accounting authority's responsibility for the financial statements

2. The accounting authority is responsible for the preparation and fair presentation of these financial statements in accordance with the basis of accounting determined by the National Treasury, as set out in accounting policy note 1 to the financial statements and in the manner required by the Public Finance Management Act, 1999 (Act No. 1 of 1999) (PFMA) and the Lotteries Act, 1997 (Act No. 57 of 1997) and for such internal control as the accounting authority determines is necessary to enable the preparation of financial statements that are free from material misstatement, whether due to fraud or error.

#### The Auditor-General's responsibility

3. As required by section 188 of the Constitution of the Republic of South Africa, 1996 read with section 4 of the Public Audit Act, 2004 (Act No. 25 of 2004) (PAA) and section 28(4), 29(4), 30(4) and 31(5) of the Lotteries Act (Act No. 57 of 1997), my responsibility is to express an opinion on these financial statements based on my audit.
4. I conducted my audit in accordance with the International Standards on Auditing read with *General Notice 616 of 2008*, issued in *Government Gazette No. 31057 of 15 May 2008*. Those standards require that I comply with ethical requirements and plan and perform the audit to obtain reasonable assurance about whether the financial statements are free from material misstatement.
5. An audit involves performing procedures to obtain audit evidence about the amounts and disclosures in the financial statements. The procedures selected depend on the auditor's judgement, including the assessment of the risks of material misstatement of the financial statements, whether due to fraud or error. In making those risk assessments, the auditor considers internal control relevant to the entity's preparation and fair presentation of the financial statements in order to design audit procedures that are appropriate in the circumstances, but not for the purpose of expressing an opinion on the effectiveness of the entity's internal control. An audit also includes evaluating the appropriateness of accounting policies used and the reasonableness of accounting estimates made by management, as well as evaluating the overall presentation of the financial statements.
6. I believe that the audit evidence I have obtained is sufficient and appropriate to provide a basis for my audit opinion.

#### Opinion

7. In my opinion the financial statements present fairly, in all material respects, the financial position of the National Lottery Distribution Trust Fund as at 31 March 2009 and its financial performance and its cash flows for the year then ended, in accordance with the basis of accounting determined by the National Treasury, as set out in accounting policy note 1 and in the manner required by the PFMA and sections 28(4), 29(4), 30(4) and 31(5) of the Lotteries Act.

**REPORT OF THE AUDITOR-GENERAL TO PARLIAMENT ON THE FINANCIAL STATEMENTS AND PERFORMANCE INFORMATION OF THE NATIONAL LOTTERY DISTRIBUTION TRUST FUND FOR THE YEAR ENDED 31 MARCH 2009**

Continued

**Emphasis of matters**

Without qualifying my opinion, I draw attention to the following matters:

**Basis of accounting**

8. The public entity's policy is to prepare financial statements on the basis of accounting determined by the National Treasury, as set out in accounting policy note 1 to the financial statements.

**Irregular expenditure**

9. As disclosed in note 18 to the financial statements, irregular expenditure to the amount of R5,7 million (2008: R22 million) was incurred, as certain requirements prescribed by the Lotteries Act were not complied with.

**Other matters**

Without qualifying my opinion, I draw attention to the following matter that relates to my responsibilities in the audit of the financial statements:

**Governance framework**

10. The governance principles that impact the auditor's opinion on the financial statements are related to the responsibilities and practices exercised by the accounting authority and executive management and are reflected in the key governance responsibilities addressed below:

**Key governance responsibilities**

11. The PFMA tasks the accounting authority with a number of responsibilities concerning financial and risk management and internal control. Fundamental to achieving this is the implementation of key governance responsibilities, which I have assessed as follows:

No.	Matter	Y	N
<b>Clear trail of supporting documentation that is easily available and provided in a timely manner</b>			
1.	No significant difficulties were experienced during the audit concerning delays or the availability of requested information.	X	
<b>Quality of financial statements and related management information</b>			
2.	The financial statements were not subject to any material amendments resulting from the audit.	X	
3.	The annual report was submitted for consideration prior to the tabling of the auditor's report.	X	
<b>Timeliness of financial statements and management information</b>			
4.	The annual financial statements were submitted for auditing as per the legislated deadlines section 55 of the PFMA.	X	
<b>Availability of key officials during audit</b>			
5.	Key officials were available throughout the audit process.	X	

**REPORT OF THE AUDITOR-GENERAL TO PARLIAMENT ON THE FINANCIAL STATEMENTS AND PERFORMANCE INFORMATION OF THE NATIONAL LOTTERY DISTRIBUTION TRUST FUND FOR THE YEAR ENDED 31 MARCH 2009**

Continued

<b>Development and compliance with risk management, effective internal control and governance practices</b>			
<b>No.</b>	<b>Matter</b>	<b>Y</b>	<b>N</b>
6.	Audit committee		
	• The public entity had an audit committee in operation throughout the financial year.	X	
	• The audit committee operates in accordance with approved, written terms of reference.	X	
	• The audit committee substantially fulfilled its responsibilities for the year, as set out in section 77 of the PFMA and the Treasury Regulation 27.1.8.	X	
7.	Internal audit		
	• The public entity had an internal audit function in operation throughout the financial year.	X	
	• The internal audit function operates in terms of an approved internal audit plan.	X	
	• The internal audit function substantially fulfilled its responsibilities for the year, as set out in Treasury Regulation 27.2.	X	
8.	There are no significant deficiencies in the design and implementation of internal control in respect of financial and risk management.	X	
9.	There are no significant deficiencies in the design and implementation of internal control in respect of compliance with applicable laws and regulations.	X	
10.	The information systems were appropriate to facilitate the preparation of the financial statements.	X	
11.	A risk assessment was conducted on a regular basis and a risk management strategy, which includes a fraud prevention plan, is documented and used as set out in Treasury Regulation 27.2.	X	
12.	Powers and duties have been assigned, as set out in section 56 of the PFMA.	X	
<b>Follow-up of audit findings</b>			
13.	The prior year audit findings have been substantially addressed.		X
14.	SCOPA resolutions have been substantially implemented.	N/A	
<b>Issues relating to the reporting of performance information</b>			
15.	The information systems were appropriate to facilitate the preparation of a performance report that is accurate and complete.		X
16.	Adequate control processes and procedures are designed and implemented to ensure the accuracy and completeness of reported performance information.		X
17.	A strategic plan was prepared and approved for the financial year under review for purposes of monitoring the performance in relation to the budget and delivery by the National Lottery Distribution Trust Fund against its mandate, predetermined objectives, outputs, indicators and targets Treasury Regulation 30.1.	X	
18.	There is a functioning performance management system and performance bonuses are only paid after proper assessment and approval by those charged with governance.	X	

**REPORT OF THE AUDITOR-GENERAL TO PARLIAMENT ON THE FINANCIAL STATEMENTS AND PERFORMANCE INFORMATION OF THE NATIONAL LOTTERY DISTRIBUTION TRUST FUND FOR THE YEAR ENDED 31 MARCH 2009**

Continued

12. The overall governance framework at the National Lottery Distribution Trust Fund is operating effectively.

**REPORT ON OTHER LEGAL AND REGULATORY REQUIREMENTS**

**Report on performance information**

13. I have reviewed the performance information as set out on pages 8 to 12.

**The accounting authority's responsibility for the performance information**

14. The accounting authority has additional responsibilities as required by section 55(2)(a) of the PFMA to ensure that the annual report and audited financial statements fairly present the performance against predetermined objectives of the public entity.

**The Auditor-General's responsibility**

15. I conducted my engagement in accordance with section 13 of the PAA read with *General Notice 616 of 2008*, issued in *Government Gazette No. 31057 of 15 May 2008*.
16. In terms of the foregoing my engagement included performing procedures of an audit nature to obtain sufficient appropriate evidence about the performance information and related systems, processes and procedures. The procedures selected depend on the auditor's judgement.
17. I believe that the evidence I have obtained is sufficient and appropriate to provide a basis for the findings reported below.

**Findings on performance information**

18. I refer you to the report on other legal and regulatory requirements section of the National Lotteries Board audit report for findings relating to the performance information of the National Lottery Distribution Trust Fund.

**APPRECIATION**

19. The assistance rendered by the staff of the National Lotteries Board during the audit is sincerely appreciated.

*Auditor-General*

Pretoria  
31 July 2009



**AUDITOR - GENERAL  
SOUTH AFRICA**

*Auditing to build public confidence*

# National Lottery Distribution Trust Fund

## Statement of Financial Performance

for the year ended 31 March 2009

		2009	2008
	Notes	R'000	R'000
<b>REVENUE</b>			
Fund revenue	1	1 536 533	823 128
Other income	2	-	(1 437)
<b>TOTAL REVENUE</b>		<b>1 536 533</b>	<b>821 691</b>
<b>EXPENDITURE</b>			
Allocation of grants	3	1 275 813	830 224
Assistance to the National Lotteries Board	4	47 456	33 109
Administrative expenses	5	13	1 261
<b>TOTAL EXPENDITURE</b>		<b>1 323 282</b>	<b>864 594</b>
<b>SURPLUS/(DEFICIT) FROM OPERATIONS</b>		<b>213 251</b>	<b>(42 903)</b>
Finance income	6	687 412	460 231
Finance cost	7	(42 896)	(17 178)
<b>SURPLUS FOR THE YEAR</b>		<b>857 767</b>	<b>400 150</b>

# National Lottery Distribution Trust Fund

## Statement of Financial Position

at 31 March 2009

	Notes	2009 R'000	2008 R'000
<b>ASSETS</b>			
<b>Current assets</b>			
Investments in securities	8	4 646 023	3 705 962
Trade and other receivables	9	56 955	64 513
Cash and cash equivalents	10	1 574 825	1 277 395
<b>Total assets</b>		<b>6 277 803</b>	<b>5 047 870</b>
<b>ACCUMULATED FUNDS AND RESERVES</b>			
Accumulated funds	11	4 249 932	3 392 165
<b>LIABILITIES</b>			
<b>Current liabilities</b>			
Provision for allocations by Distributing Agencies	12	2 007 116	1 638 459
Trade and other payables	13	20 755	17 246
		<b>2 027 871</b>	<b>1 655 705</b>
<b>Total equity and liabilities</b>		<b>6 277 803</b>	<b>5 047 870</b>



# National Lottery Distribution Trust Fund

## *Statement of Changes in Net Assets*

for the year ended 31 March 2009

**Balance of accumulated funds at 1 April 2007**

Surplus for the year

**Balance of accumulated funds at 1 April 2008**

Surplus for the year

**Balance of accumulated funds at 31 March 2009**

### **Accumulated Funds**

**R'000**

2 992 015

400 150

3 392 165

857 767

4 249 932

# National Lottery Distribution Trust Fund

## Cash Flow Statement

for the year ended 31 March 2009

		2009	2008
	Notes	R'000	R'000
<b>Cash flow from operating activities</b>			
Cash receipts from licence holder and other parties		1 558 788	859 131
Cash paid to beneficiaries, NLB and other parties		(994 012)	(661 137)
Cash generated from operations	14	564 776	197 994
Finance income		563 390	406 136
<b>Net cash from operating activities</b>		1 128 166	604 130
<b>Cash flow from investing activities</b>			
Increase in investments		(883 776)	(507 025)
<b>Net cash used in investing activities</b>	15	(883 776)	(507 025)
<b>Net increase in cash and cash equivalents</b>		244 390	97 105
Cash and cash equivalents at the beginning of the year		1 174 896	1 077 791
<b>Cash and cash equivalents at the end of the year</b>	10	1 419 286	1 174 896

# National Lottery Distribution Trust Fund *Accounting Policies*

for the year ended 31 March 2009

Unless otherwise stated, the following are the principal accounting policies of the Trust Fund, which are in all material respects, consistent with those applied in the previous year:

## 1 Basis of preparation

The financial statements have been prepared in accordance with the South African Statements of Generally Accepted Accounting Practices (GAAP) including any interpretations of such Statements issued by the Accounting Practices Board, with the effective Standards of Generally Recognised Accounting Practices (GRAP) issued by the Accounting Standards Board replacing the equivalent GAAP Statement as follows:

### Standard of GRAP

GRAP 1: Presentation of financial statements  
GRAP 2: Cash flow statements  
GRAP 3: Accounting policies, changes in accounting estimates and errors

### Replaced Statement of GAAP

AC101: Presentation of financial statements  
AC118: Cash flow statements  
AC103: Accounting policies, changes in accounting estimates and errors

Currently the recognition and measurement principles in the above GRAP and GAAP Statements do not differ or result in material differences in items presented and disclosed in the financial statements. The implementation of GRAP 1, 2 & 3 has resulted in the following changes in the presentation of the financial statements:

#### 1. Terminology differences:

### Standard of GRAP

Statement of financial performance  
Statement of financial position  
Statement of changes in net assets  
Net assets  
Surplus/deficit  
Accumulated funds/deficit

### Replaced Statement of GAAP

Income statement  
Balance sheet  
Statement of changes in equity  
Equity  
Profit/loss  
Retained earnings

2. The cash flow statement can only be prepared in accordance with the direct method.

3. The amount and nature of any restrictions on cash balances is required.

Paragraph 11 – 15 of GRAP 1 has not been implemented due the fact that the budget reporting standard has not been developed by the local standard setter and the international standard is not effective for this financial year. Although the inclusion of budget information would enhance the usefulness of the financial statements, non-disclosure will not affect the objective of the financial statements.

The financial statements have been prepared on a going concern basis and the accounting policies have been applied consistently throughout the period. The measurement base applied is historical cost.

# National Lottery Distribution Trust Fund

## Accounting Policies

Continued

#### 4. Statement of compliance with GRAP

At the date of authorisation of these financial statements, the following accounting standards of GRAP were in issue, but not yet effective:

GRAP	4 The Effects of Changes in Foreign Exchange Rates	Not applicable
GRAP	5 Borrowing Costs	Not applicable
GRAP	6 Consolidated and Separate Financial Statements	Not applicable
GRAP	7 Investments in Associates	Not applicable
GRAP	8 Interest in Joint Ventures	Not applicable
GRAP	9 Revenue from Exchange Transactions	Not applicable
GRAP	10 Financial Reporting in Hyperinflationary Economies	Not applicable
GRAP	11 Construction Contracts	Not applicable
GRAP	12 Inventories	Not applicable
GRAP	13 Leases	Not applicable
GRAP	14 Events after the reporting date	
GRAP	16 Investment Property	Not applicable
GRAP	17 Property, Plant and Equipment	Not applicable
GRAP	18 Segment Reporting	Not applicable
GRAP	19 Provisions, Contingent Liabilities and Contingent Assets	
GRAP	23 Revenue from Non-exchange Transactions	Not applicable
GRAP	24 Presentation of Budget Information in Financial Statements	Not applicable
GRAP	100 Non-current Assets held for Sale and Discontinued Operations	Not applicable
GRAP	101 Agriculture	Not applicable
GRAP	102 Intangible assets	Not applicable

Management believes that the adoption of these standards in future periods will have no material impact on the financial statements of the National Lottery Distribution Trust Fund as most of them are irrelevant to the fund and those that are relevant are to a greater extent similar in application and disclosure as the GAAP standards applied currently.

In addition to the above statements of GRAP the following standards, amendments and interpretations of SA GAAP became effective in 2007:

IFRS 7, 'Financial instruments: Disclosures', and the complementary amendment to IAS 1, 'Presentation of financial statements – Capital disclosures', introduces new disclosures relating to financial instruments and does not have any impact

on the classification and valuation of the NLDTF's financial instruments, or the disclosures relating to taxation and trade and other payables.

IFRIC 8, 'Scope of IFRS 2', requires consideration of transactions involving the issuance of equity instruments, where the identifiable consideration received is less than the fair value of the equity instruments issued in order to establish whether or not they fall within the scope of IFRS 2. This standard does not have any impact on the NLDTF's financial statements.

IFRIC 10, 'Interim financial reporting and impairment', prohibits the impairment losses recognised in an interim period on goodwill and investments in equity instruments and in

# National Lottery Distribution Trust Fund

## Accounting Policies

Continued

financial assets carried at cost to be reversed at a subsequent statement of financial position date. This standard does not have any impact on the NLDTF's financial statements.

The following standards and interpretations of SA GAAP are not yet effective and have not been early adopted by the Board:

IAS 23 (Amendment), 'Borrowing costs' (effective from 1 January 2009). It requires an entity to capitalise borrowing costs directly attributable to the acquisition, construction or production of a qualifying asset (one that takes a substantial period of time to get ready for use or sale) as part of the cost of that asset. The option of immediately expensing those borrowing costs will be removed. The group will apply IAS 23 (Amended) from 1 January 2009 but is currently not applicable to the NLDTF as there are no qualifying assets.

IFRS 8, 'Operating segments' (effective from 1 January 2009). IFRS 8 replaces IAS 14 and aligns segment reporting with the requirements of the US standard SFAS 131, 'Disclosures about segments of an enterprise and related information'. The new standard requires a 'management approach', under which segment information is presented on the same basis as that used for internal reporting purposes. This standard will not have any impact on the operations of the NLDTF.

IFRIC 14, 'IAS 19 – The limit on a defined benefit asset, minimum funding requirements and their interaction' (effective from 1 January 2008). IFRIC 14 provides guidance on assessing the limit in IAS 19 on the amount of the surplus that can be recognised as an asset. It also explains how the pension asset or liability may be affected by a statutory or contractual minimum funding requirement. This interpretation will have no effect on the operations of the NLDTF.

## 2 Revenue recognition

Revenue is recognised when it is probable that future economic benefits will flow to the enterprise and these benefits can be measured reliably. The following specific bases apply:

- Share of ticket sales, unclaimed prize money and other scheduled proceeds according to the licence agreement is recognised as it accrues.
- Interest income is recognised as it accrues, taking into

account the effective yield in respect of investments, unless collectability is in doubt.

## 3 Irregular and fruitless and wasteful expenditure

Irregular expenditure means expenditure incurred in contravention of, or not in accordance with, a requirement of any applicable legislation, including:

The PFMA, or

Any legislation providing for procurement procedures.

Fruitless and wasteful expenditure means expenditure that was made in vain and would have been avoided had reasonable care been exercised.

Any irregular and fruitless and wasteful expenditure is charged against income in the period in which it is incurred.

## 4 Financial instruments

The NLDTF classifies its financial assets in the following categories: at fair value through profit or loss, loans and receivables, and available-for-sale. The classification depends on the purpose for which the financial assets were acquired. Management determines the classification of its financial assets at initial recognition.

### (a) Financial assets at fair value through profit or loss

Financial assets at fair value through profit or loss are financial assets held for trading. A financial asset is classified in this category if acquired principally for the purpose of selling in the short-term.

### (b) Loans and receivables

Loans and receivables are non-derivative financial assets with fixed or determinable payments that are not quoted in an active market. They are included in current assets, except for maturities greater than 12 months after the statement of financial position date. These are classified as non-current assets.

The NLDTF's loans and receivables comprise 'investment in securities', 'trade and other receivables' and cash and cash equivalents in the statement of financial position (notes 8, 9 and 10).

# National Lottery Distribution Trust Fund

## Accounting Policies

Continued

The NLDTF classifies its funds placed with various banking institutions in the form of fixed deposits, banker's acceptances, promissory notes and negotiable certificates of deposit as originated loans and receivables. This category of accounting for investments affords the opportunity of early conversion to cash if required, and not having to necessarily hold all instruments to maturity. These investments are also classified as current assets as it is the express intention to have all investments mature within twelve months from the reporting date. All funds are placed with high credit quality financial institutions approved by the Minister of Finance

Cash and cash equivalents are shown at the original capital invested plus accrued interest.

For the purposes of the cash flow statement, cash and cash equivalents comprise cash in hand, deposits held at call with banks, and investments in money market instruments that mature in less than three months and are not only considered to be low risk investments, but may also be converted to cash earlier if considered necessary.

### *(c) Available-for-sale financial assets*

Available-for-sale financial assets are non-derivatives that are either designated in this category or not classified in any of the other categories. They are included in non-current assets unless management intends to dispose of the investment within 12 months of the statement of financial position date.

### **Recognition and measurement**

Regular purchases and sales of financial assets are recognised on the trade-date – the date on which the NLDTF commits to purchase or sell the asset. Investments are initially recognised at fair value plus transaction costs for all financial assets not carried at fair value through profit or loss. Financial assets carried at fair value through profit or loss are initially recognised at fair value and transaction costs are expensed in the statement of financial performance.

Financial assets are derecognised when the rights to receive cash flows from the investments have expired or have been transferred and the group has transferred substantially all risks and rewards of ownership.

Available-for-sale financial assets and financial assets at fair value through profit or loss are subsequently carried at fair value.

Loans and receivables are carried at amortised cost using the effective interest method.

Gains or losses arising from changes in the fair value of the 'financial assets at fair value through profit or loss' category are presented in the statement of financial performance within 'other (losses)/gains – net' in the period in which they arise.

### **Impairment of financial assets**

The NLDTF assesses at each statement of financial position date whether there is objective evidence that a financial asset or a group of financial assets is impaired. In the case of equity securities classified as available-for-sale, a significant or prolonged decline in the fair value of the security below its cost is considered as an indicator that the securities are impaired. If any such evidence exists for available-for-sale financial assets, the cumulative loss – measured as the difference between the acquisition cost and the current fair value, less any impairment loss on that financial asset previously recognised in profit or loss – is removed from equity and recognised in the statement of financial performance.

Impairment losses recognised in the statement of financial performance on equity instruments are not reversed through the statement of financial performance.

Impairment testing of trade receivables is described in note 9.

## **5 Provisions**

Provisions for allocation of grants to beneficiaries are recognised when:

- the NLDTF has a present legal or constructive obligation as a result of past events;
- it is more likely than not, that an outflow of resources will be required to settle the obligation; and
- the amount of the obligation has been reliably estimated.

Provisions are not recognised for future operating losses.

Where there are a number of similar obligations, the likelihood that an outflow will be required in settlement is determined by considering the class of obligations as a whole. A provision is recognised even if the likelihood of an outflow with respect to one item included in the same class of obligation may be small.



# National Lottery Distribution Trust Fund *Accounting Policies*

Continued

Provisions are measured at the present value of the expenditure expected to be incurred, in order to settle the obligation, using a discount rate that reflects current market assessments of the time value of money, and the risks specific to the obligation. The increase in the provision due to the passage of time is recognised as interest expense.

## 6 Allocation of grants

Allocations are accounted for when applications for assistance from individual entities are approved by the respective distributing agencies.

## 7 Assistance to the National Lotteries Board

The assistance to The National Lotteries Board is based on actual operating costs for which the Board is responsible.

## 8 Financial liabilities

Financial liabilities are recognised initially at fair value, net of transaction costs incurred. Borrowings are subsequently stated at amortised cost; any difference between the proceeds (net of transaction costs) and the redemption value is recognised in the statement of financial performance over the period of the borrowings using the effective interest method.

## 9 Financial risk management

The NLDTF's activities expose it to a variety of financial risks: market risk (including currency risk, fair value interest rate risk, cash flow interest rate risk and price risk), credit risk and liquidity risk. The Board manages these risks through a risk and investment committee.

### i. Market risk

The NLDTF's activities as a regulator do not expose it to a significant amount of market risk. The NLDTF however has numerous controls in place to minimise market risk.

### i) Cash flow and fair value interest rate risk

The NLDTF has significant interest bearing assets, thus the NLDTF's income and operating cash flows are affected by changes in market interest rates.

### ii) Cash and cash equivalents

Cash and cash equivalents are invested on a short term basis which significantly lowers the interest rate risk associated with these balances.

### ii. Credit risk

Credit risk arises from cash and cash equivalents and deposits with banks and financial institutions, as well as credit exposures to outstanding receivables and committed transactions. For banks and financial institutions, only banks approved by the Minister of Finance are used.

The NLDTF also follows regulations issued by National Treasury to manage their exposure to credit risk. This includes spreading the investments held among reputable financial institutions.

### iii. Liquidity risk

Prudent liquidity risk management implies maintaining sufficient cash and cash equivalents to meet the daily demands of the operations.

Management monitors daily balances of cash and cash equivalents as well as investment accounts to ensure that enough funds are available to meet the needs of the operations.

## 10 Critical accounting estimates & assumptions

Estimates and judgments are continually evaluated and are based on historical experience and other factors, including expectations of future events that are believed to be reasonable under the circumstances.

### 10.1 Critical accounting estimates and assumptions

The NLDTF makes estimates and assumptions concerning the future. No critical estimate or assumption was made during the preparation of these financial statements.

### 10.2 Critical judgements in applying the entity's accounting policies

No critical judgement was required in the drafting of these financial statements

# National Lottery Distribution Trust Fund

## Notes to the Annual Financial Statements

for the year ended 31 March 2009

### 1 Fund revenue

An analysis of the Fund's revenue is as follows:

Weekly share of

- Game sales
- Unclaimed prizes

Escrow Income

- Amount received iro Uthingo Licence Agreement
- Reimbursement to Uthingo iro operating costs

Total

2009 R'000	2008 R'000
1 442 732	552 773
97 605	141 434
<b>1 540 337</b>	<b>694 207</b>
-	161 821
(3 804)	(32 900)
<b>(3 804)</b>	<b>128 921</b>
<b>1 536 533</b>	<b>823 128</b>

### 2 Other Income

Unspent portion iro social responsibility in terms of Schedule 14 of Licence Agreement with Uthingo (overprovided in 2007)

2009 R'000	2008 R'000
-	(1 437)

### 3 Allocation of grants

Current year allocations

Prior year movement

- Grants withdrawn before cash disbursed
- Grants withdrawn and refunded by beneficiary
- Grants withdrawn but refund still outstanding
- Grants increased

Impact of present valuing commitments payable beyond twelve months (refer note 12)

Net allocations for the year

2009 R'000	2008 R'000
1 426 706	972 932
(39 253)	(50 890)
(439)	(440)
-	(2 275)
1 294	3 413
<b>(112 495)</b>	<b>(92 516)</b>
<b>1 275 813</b>	<b>830 224</b>

# National Lottery Distribution Trust Fund

## Notes to the Annual Financial Statements

Continued

### 4 Assistance to the National Lotteries Board

Grant to the National Lotteries Board

2009 R'000	2008 R'000
47 456	33 109

### 5 Administrative expenses

Withdrawn grants not recovered

Bank charges

2009 R'000	2008 R'000
-	1 248
13	13
13	1 261

### 6 Finance income

Investments

Bank

Unclaimed prizes

Beneficiaries

**Total per Statement of Financial Performance**

Less increase in accrued interest

**Total per Cash Flow Statement**

2009 R'000	2008 R'000
634 205	419 492
30 397	16 517
22 500	24 052
310	170
687 412	460 231
(124 022)	(54 095)
563 390	406 136

### 7 Finance cost

Interest recognised in respect of time value of money

2009 R'000	2008 R'000
42 896	17 178

# National Lottery Distribution Trust Fund

## Notes to the Annual Financial Statements

Continued

### 8 Investments in securities

Investments in the form of fixed deposits and negotiable certificates of deposit with maturity dates greater than three months but no more than twelve months:

#### Originated loans and receivables

Capital amount

Accrued interest

Average yield on investments

2009 R'000	2008 R'000
4 466 231	3 582 455
179 792	123 507
<b>4 646 023</b>	<b>3 705 962</b>
10.98%	11.11%

### 9 Trade and other receivables

Gidani (Pty) Ltd

Uthingo Participants Trust

Interest receivable on current and call accounts

Claims from beneficiaries inclusive of interest

2009 R'000	2008 R'000
55 548	48 221
-	11 566
1 215	3 059
192	1 667
<b>56 955</b>	<b>64 513</b>

The fair value of trade and other receivables approximates their carrying value.

### 10 Cash and cash equivalents

Cash and cash equivalents comprise cash and bank balances that are held with registered banking institutions and that are subject to insignificant interest rate risk. The carrying amount of these assets approximates to their fair value.

Cash

Call deposits

Fixed deposits and negotiable certificates of deposit with maturity dates less than three months

#### Total per Statement of Financial Performance

For the purposes of the cash flow statement cash and cash equivalents comprise the items as listed above, reduced by interest on short term deposits accrued at 31 March 2009.

#### Total per Cash Flow Statement

2009 R'000	2008 R'000
12 899	2 980
86 764	28 763
<b>1 475 162</b>	<b>1 245 652</b>
<b>1 574 825</b>	<b>1 277 395</b>
<b>(155 539)</b>	<b>(102 499)</b>
<b>1 419 286</b>	<b>1 174 896</b>

# National Lottery Distribution Trust Fund

## Notes to the Annual Financial Statements

Continued

### 11 Accumulated funds

	2009 R'000	2008 R'000
Opening balance	3 392 165	2 992 015
Funds accumulated for the year	857 767	400 150
Closing balance	4 249 932	3 392 165

### 12 Provision for allocations by Distributing Agencies

	2009 R'000	2008 R'000
Opening balance in respect of grants accrued	1 638 459	1 424 694
Charged to the statement of financial performance		
- Current provision	1 426 706	972 932
- Additional provisions to prior year allocations	1 294	3 412
- Unused amounts reversed	(39 692)	(53 605)
- Impact of present valuing commitments payable beyond twelve months	(112 495)	(92 516)
- Interest recognised in respect of time value of money	42 896	17 178
Used during the year	(950 052)	(633 636)
Closing balance	2 007 116	1 638 459

Allocation by Distributing Agencies are paid subject to beneficiaries meeting suspensive conditions. The timing and amount of the payments are subject to the beneficiaries' ability to comply with the suspensive conditions. An expense is recognised for the present value of approved allocation made to beneficiaries by the Distributing Agencies. A discount rate of 10.98% was used (2008: 11.11%).

### 13 Trade and other payables

	2009 R'000	2008 R'000
National Lotteries Board	2 817	3 112
Uthingo (Pty) Ltd	17 938	14 134
	20 755	17 246

# National Lottery Distribution Trust Fund

## Notes to the Annual Financial Statements

Continued

### 14 Cash generated from operations

	2009 R'000	2008 R'000
Surplus for the year	857 767	400 150
Adjusted for:		
- Investment income	(687 412)	(460 231)
Operating cash flows before working capital changes	170 355	(60 081)
Working capital changes	394 421	258 075
- Decrease in receivables	22 255	37 440
- Increase in provisions	368 657	213 765
- Increase in trade and other payables	3 509	6 870
<b>Cash generated from operations</b>	<b>564 776</b>	<b>197 994</b>

### 15 Net cash used in investing activities

	2009 R'000	2008 R'000
Investment by way of fixed deposits and negotiable certificates of deposit	(940 061)	(529 635)
Less increase in accrued interest	56 285	22 610
	(883 776)	(507 025)

### 16 Taxation

The National Lottery Distribution Trust Fund is exempt from income tax in terms of Section 10(1)(cA) of the Income Tax Act, 1962.



# National Lottery Distribution Trust Fund

## Notes to the Annual Financial Statements

Continued

### 17 Related party transactions

The National Lotteries Board is the regulator of the National Lottery. Gidani (Pty) Ltd is a private company that currently operates the National Lottery under licence from the Government. Uthingo Management (Pty) Ltd is a private company that operated the National Lottery for the seven years ended 31 March 2007. The Operator pays monies into the National Lottery Distribution Trust Fund in terms of the licence agreement. These proceeds are destined for good causes as specified in the Lotteries Act, and allocated to deserving applicants by Distributing Agencies appointed by the Minister of Trade and Industry. The National Lotteries Board manages the National Lottery Distribution Trust Fund and accounts for all running costs. The Board withdraws the necessary funds required from the Trust Fund, based on overall annual approval by the Minister of Trade and Industry. All National departments of Government are regarded to be related parties in accordance with Circular 4 of 2005: Guidance on the term "state-controlled entities" in the context of IAS24 (AC126) - Related Parties, issued by the South African Institute of Chartered Accountants. No transaction is implicated simply by the nature or existence of the relationships between these entities. However, the following transactions and balances were recorded relating to transactions with related parties as defined above:

	Notes	2009 R'000	2008 R'000
Proceeds from Gidani (Pty) Ltd			
- Share of game sales and unclaimed prizes	1	1 381 931	551 366
Proceeds from Uthingo Management (Pty) Ltd			
- Share of game sales and unclaimed prizes	1	158 406	142 841
- Other income	2	-	(1 437)
Escrow income transferred from NLB	1	-	161 821
Reimbursement to Uthingo iro operating costs	1	3 804	32 900
Financial assistance to NLB	4	47 456	33 109
Trade and other receivables	9		
- Gidani (Pty) Ltd		55 548	48 221
- Uthingo Participants Trust		-	11 566
Trade and other payables	13		
- NLB		2 817	3 112
- Uthingo		17 938	34

# National Lottery Distribution Trust Fund

## Notes to the Annual Financial Statements

Continued

### 18 Irregular expenditure

2009 R'000	2008 R'000
5 723	22 330

Irregular expenditure in terms of Government Notice No. R.182

Government Notice No. R.182 dated 22 February 2001 Schedule 9 Subsection (3) (a) dictates that "If payment by the board of a grant approved by an agency is conditional, the amount of the grant shall be paid by the board into the bank account of the juristic person only after the condition has been met or complied with". Eight cases (2008:eleven) were reported as not having been met or compliant in that supporting documentation was either not readily accessible, or the Distributing Agencies concerned on a discretionary basis overrode the necessary condition/s.

A major contributor in 2008 was the payment of R10,467,637 made to the Mangaung Local Municipality where the condition stipulated was the provision of audited financial statements signed by the Auditor-General. The Auditor-General formally communicated reasons for the delay in completing the audit; SASCOC formally motivated the dire need not to delay payment as the SA Games project was placed in jeopardy; and the Chairperson of the Sport Distributing Agency in an emergency obtained six signatures on an urgent resolution to release the funds. All things considered, the funds were duly released.







# National Lottery Distribution Trust Fund Beneficiaries 2009



## NLDTF PAYMENTS:

Below is a list of actual payments to beneficiaries in the period, 1 April 2008 to 31 March 2009. Many of the NLDTF grants are made in multiple payments, often over a period of more than one year. Subsequent payments are made on receipt of a satisfactory progress report from the beneficiary.

## Arts Payments:

PROJ #	BENEFICIARY	AMOUNT (R)
21618	Aardklop National Arts Festival	880,000
16934	Abalimi Bezekhaya	328,000
21490	African Cultural Heritage Trust	950,000
23110	African Cultural Music and Dance Association	331,135
	African Cultural Music and Dance Association	647,187
21663	African Cultural Organisation of SA (ACOSA)	326,823
22714	African Flag Pantsula	341,734
21955	Afristar Foundation	407,985
9933	Artist Proof Studio	100,000
21372	Artscape	1,336,667
21696	Assoc for People with Disabilities Gauteng North	32,564
	Association for Autism Pretoria	271,722
15963	Association for Visual Arts	252,499
17845	Bat Centre Trust	378,364
16925	Beau Soleil Music for Africa Trust	252,636
28251	Biblione South Africa	400,000
21738	Bird Life SA	300,000
27653	Blackboard Trust	1,950,000
22924	Breughel Teatergroep	85,100
18055	Buffalo City Municipality	2,388,270
27658	Cantare Childrens Choir	756,203
22426	Cape Africa Platform	950,000
22426	Cape Africa Platform	950,000
23306	Cape Heart Comm & Educ Theatre	16,520
28306	Cape Philharmonic Orchestra	3,897,763
21387	Cape Town Opera	1,733,333
17865	Cape Town Society for the Blind	1,500,000



# National Lottery Distribution Trust Fund

## Beneficiaries 2009

Continued

16371	Cape Town Womens Festival Trust	90,000
	Central University of Technology Free State	
14841		199,260
17975	Centre for Creative Arts	600,000
17951	Centre for Creative Arts	720,000
28511	College of Magic	549,730
27779	Cultural Development Trust	500,000
21454	Dance for All	334,000
29919	De Poort Village Project	1,966,159
15641	Dirkie Uys High School	166,612
13348	District Six Museum Foundation	3,012,960
9919	District Six Museum Foundation	1,500,000
11553	District Six Museum Foundation	2,740,850
21373	Durban Music School	450,000
21642	Eastern Cape Philharmonic Society	881,018
16362	Ed-U-College Port Elizabeth	207,578
22922	Edupark	1,714,230
30024	Eersterus Care & Training Centre	117,760
28212	Ekurhuleni Children's Choir	1,091,864
21574	Endangered Wildlife Trust	1,671,740
21864	English Language Educational Trust	189,900
27510	Enlighten Education Trust	191,948
21717	E'skia Institute	3,150,360
29976	Fair Trade in Tourism SA	435,597
27654	Field Band Foundation	2,998,611
17916	Food & Trees for Africa	688,000
11571	Fordsburg Artists Studios	508,257
21698	Freedom Park Trust	11,250,000
30014	From the Hip Khulumakahle	450,000
	Gauteng Organisation Community Art Centres	
27657		1,276,800
17919	Graaff Reinet Museum	196,500
21579	Grahamstown Foundation	2,954,820
22566	Granary Project	511,800
21845	Great Edendale Environmental Network	406,000
14856	Greatmore Studios	85,920
16388	Greatmore Studios	260,598
	Greenhouse Peoples Environmental Centre	
12793		391,000
	Greenhouse Peoples Environmental Centre	
3871		647,567

	Greenhouse Peoples Environmental Centre	1,079,500
3876		
21635	Hilton College Theatre (Hiltonian Society)	1,592,452
29920	Human Rights Media Trust	765,000
17867	Ibhabhathane Project	179,635
	Ikhwezi Empowerment & Tender Advice Centre	
17861		1,386,469
18529	Imbali Visual Literacy Project	249,500
15947	Institute for the Blind Industries	200,000
	International Classical Music Festival of SA	
17875		749,100
	International Classical Music Festival of SA	
17875		749,100
28258	Is'Baya Development Trust	1,133,463
21292	Jazzart Dance Theatre	1,910,144
27665	Jazzart Dance Theatre	2,323,344
29940	Jikeleza Dance Project	699,000
17878	Johannesburg Festival Orchestra	3,000,000
23466	Johannesburg Music Initiative	606,613
18615	Johannesburg Youth Orchestra	87,000
21472	Johannesburg Youth Orchestra	1,787,432
21688	Karos & Kambro	1,000,000
27880	Khanya College Johannesburg Trust	595,730
17473	Khanya Community Theatre	712,522
28305	Khulumani Support Group	438,570
12799	Khumbulani Craft	107,449
21810	Kungwini Welfare Organisation	126,815
2953	KZN Philharmonic Orchestra	1,133,000
21714	KZN Youth Orchestra	123,000
13553	Lesedi La Setjhaba Welfare Organisation	200,000
21463	Lesheba Venda Arts & Culture Trust	718,494
16599	Living Heritage Association	240,000
15936	Magnificat Performing Artists	339,546
	Mama's Brothers Community Youth Theatre	
22435		775,203
	Mama's Brothers Community Youth Theatre	
22435		516,801
21667	Market Theatre Foundation	2,000,000
15209	MINTEK (Timbita Rural Ceramics Project)	1,900,000
	Most United Knowledgeable Artists (MUKA Project)	
27647		395,280
17874	Motswako Performing Artists	94,500
21460	Moving Into Dance Mophatong	600,000

# National Lottery Distribution Trust Fund

## Beneficiaries 2009

Continued

22993	Msunduzi Music School	200,000
17392	Music Academy of Gauteng	2,879,212
9891	My Acre of Africa Trust	-438,826
21787	Natal Arts Trust	238,900
10124	Natal Blind & Deaf Society	324,115
29787	Natal Museum	550,000
17946	Nation Building Projects (Aggrey Klaaste)	1,595,722
17198	National Arts Festival Grahamstown	3,675,000
14807	National Craft Association	208,918
27512	National Heritage Council	7,952,391
21453	New Africa Theatre	226,579
23464	Newtown Film & Television School	658,250
10268	Ngezandlathethu Handwork Project	94,000
27875	North West University (Potchefstroom Campus)	1,598,871
23471	Northern Free State Institute for Community Development	501,895
21341	Novalis Institute	250,000
22452	Oasis Association	133,594
18036	One City Events - Cape Town Festival	1,500,000
21646	Opera Africa	927,940
21646	Opera Africa	572,060
13351	Opera House (PE)	2,867,000
30017	Out in Africa	324,827
17973	Peace Foundation	168,315
18426	Phezukomkhomo Social Service Institute Playhouse Company (KZN Performing Arts Council)	500,000
21765	Pretoria Community Ministries - Tshwane Leadership Foundation	97,050
28214	RABTI Trust - Kadco	603,660
19159	Radio Veritas Trust (Veritas Productions)	170,000
15660	Rhodes University - Wordfest	392,027
28490	Rivoni Society for the Blind	403,520
22433	SA Institute of Maritime Archaeology	506,316
9637	SA National Biodiversity Institute	1,057,333
12531	SA National Biodiversity Institute	1,301,608
22929	SA National Council for the Blind	3,653,000
29970	SA Roadies Association	978,549
21896	SA Scout Association	600,000
21632	SA Scriptwriters Association	1,600,000

23429	SANAVA (SA National Association for the Visual Arts)	500,000
21728	Sangeet Vidya Institute SA	572,168
21650	Sibahle Educational Puppetry Programme	518,400
21650	Sibahle Educational Puppetry Programme	518,400
27507	Sibikwa Community Theatre Project	939,581
23126	Sign Language Education Development	729,792
29873	Sizabantu Community Arts & Crafts	1,172,987
21353	South African Arts Exchange	1,630,000
21462	South African Ballet Theatre	1,000,000
21662	South African Blind Musicians Association	1,700,000
16276	South African History Online	1,438,500
21288	South African National Circus School	835,592
19236	Soyikwa Institute of African Theatre	446,563
27958	St Josephs Adult Education Programme	100,000
30021	Steve Biko Foundation	11,100,000
18418	Sustainability Institute Trust	551,220
29967	Tatham Art Gallery Trust	154,800
29786	Tembaletu Trust	461,020
21596	Thabisong Youth Club	250,000
22957	Thohoyandou Victim Empowerment Programme	292,822
21270	Timbila Poetry Project	1,483,000
30023	Tiqwa School	117,760
15634	Tribhangi Dance Theatre	1,134,300
19213	Tsepo Skills Project	51,666
21543	Tshwane Dance Theatre	272,060
28167	Tshwane Youth Arts Festival	523,400
22926	Unima SA	420,000
16954	University of Stellenbosch	500,000
15938	University of the Free State (FS Theatre Arts)	439,166
21634	Zakhele Training Trust (Port Shepstone Training Trust)	478,995
21654	Zakheni SA Music Trust	1,440,000
27651	Zama Dance School Trust	200,000
<b>TOTAL ARTS</b>		<b>168,480,624</b>

### Charities Payments:

PROJ #	BENEFICIARY	AMOUNT (R)
21544	Abalindi Welfare Society	347,039



# National Lottery Distribution Trust Fund

## Beneficiaries 2009

Continued

26116	Abraham Kriel Maria Klopers Childrens Home	2,920,481	21219	Beauty for Ashes Ministries	50,000
30514	ACFS Community Education & Feeding Scheme	4,000,000	21036	BEE Community Services	187,500
27528	Active Learning Libraries SA	343,500	20322	Berea Gardens Retirement Foundation	-176,000
30724	ACVV Algoa Park	889,000	15065	Berea Gardens Retirement Foundation	-128,258
28408	ACVV Bothasig Crèche	509,451	25627	Bertoni Mercy Clinic	965,000
31027	ACVV Britstown	176,403	28093	Beth Rapha Ministry	150,000
30122	ACVV Calitzdorp	225,226	31038	Bethany Home	360,000
31260	ACVV Calvinia	442,035	28222	Big Issue	800,000
27971	ACVV Cape Town	1,267,233		Bloemfontein Child & Family Welfare Society	1,861,379
28004	ACVV Franschoek	1,136,300	28050	Botrivier Advice & Development Centre	59,750
28447	ACVV Huis Malan Jacobs	270,000	22560	Bram Home Based Care Project	54,630
31790	ACVV Koeberg	218,350	24819	Brits Hospice	507,558
27831	ACVV Port Elizabeth West	1,873,812	20930	Butterworth Child Welfare	278,420
28048	ACVV Riebeek Wes	3,206,775	27832	Callie Evans Lodge	449,998
28468	ACVV Robertson	1,097,074	21601	Cancer Association of South Africa	8,821,828
31917	Adelaide Advice Office	384,684	30080	Cape Mental Health Society	5,330,606
31921	Adelaide Child & Family Welfare Society	643,100		Cape Town Association for the Physically Disabled	658,800
27988	Adelaide Tambo School	2,141,326	31901	Cape Town Child Welfare	2,291,370
27273	Advice Centre Mount Fletcher	588,977	30480	Cape Womens Forum	180,000
20761	African Self Help Association	681,488	24960	Care Centre Hibberdene	238,327
27518	Agisanang Domestic Abuse Prevention & Training	2,941,174		Carel du Toit Trust Fund (for Deaf Children)	1,140,000
28236	AIDS Mission Outreach Trust (Lebone Centre)	207,840	28385	Catholic Community Service	270,000
27827	Algoa Bay Council for the Aged	1,501,670	22163	Catholic Health Care Association	1,640,700
22787	Alliance Against HIV/Aids	268,800	22163	Catholic Health Care Association	1,640,700
25765	Alzheimers & Related Dementia Association	2,107,413	22383	Catholic Welfare & Development	1,835,018
31046	Amatola Haven Old Age Home	427,406	28459	Centre for Creative Education	1,845,789
27241	Amatola HIV/Aids Intervention Project	921,209	31121	CFW Great Brak River	440,100
25254	Animal Anti Cruelty League (Durban)	50,000	24206	Chaeli Campaign	220,165
31876	Animal Rescue Organisation	664,368	24971	Cheshire Home Merewent	211,089
22227	Arebaokeng Hospice	463,215	31301	Cheshire Homes South Africa	199,000
23269	Aryan Benevolent Home Council	1,043,767	28375	Child & Family Welfare Society Bethlehem	767,852
27222	Association for Persons with Physical Disabilities (NC)	1,010,571	22587	Child & Family Welfare Society Sandveld	600,000
23725	Association for Persons with Physical Disabilities (KZN)	342,106		Child & Family Welfare Society Vanderbijlpark	150,000
28229	Association for the Sensory Disabled	332,975	27581	Child & Family Welfare Society Vanderbijlpark	485,000
23686	Atamelang Crèche	41,171		Child Abuse Treatment - JHB Child Welfare Society	50,000
27544	Atteridgeville Association for the Physically Disabled	439,800	24845	Child Line North West	550,700
23718	Autism South Africa	745,500	23272	Child Welfare Society Fort Beaufort	111,205
28455	Autism Western Cape	600,000	21912	Child Welfare South Africa Bedford	182,750
23550	BADISA	12,994,657	28215	Child Welfare South Africa - Stellenbosch	1,000,410
22300	Baleseng Day Care Centre	66,190	23690	Childline Family Centre KZN	1,500,000
28130	Bambanani Social Development	480,000	31273	Childline Limpopo	643,488
			25264	Childline SA - Durban North	700,000

# National Lottery Distribution Trust Fund

## Beneficiaries 2009

Continued

26785	Childrens Assessment & Therapy Centre Trust	882,215	27531	Eersterus Care & Training Centre	2,715,866
25732	CHOC - Childhood Cancer Foundation SA	1,504,851	27548	Ekklesiapark Tuiste vir Bejaardes	306,089
30731	Christelike Maatskaplike Raad - Graaff Reinet	212,329	21701	Ekuphumuleni Care for the Aged	258,500
24816	Christelike Maatskaplike Raad Brits	433,137	30082	Eldorado Park Women's Forum	2,211,516
30725	Christelike Maatskaplike Raad Queenstown	529,812	27553	Elethu Daveyton Cheshire Homes	1,839,000
24851	Christelike Maatskaplike Raad Rustenburg	543,361	31775	Elgin Learning Foundation	949,300
30341	Christian Social Council - Louis Trichardt	77,000	28063	Elim Home	565,173
25964	Christian Social Council of Mpumalanga	829,966	27431	Elim - Hlanganani Society for the Aged	283,450
30503	Christian Social Council Pretoria North	496,900	20931	Elkana Childcare	180,000
26240	Christian Social Council Volksrust	189,721	23134	Elonwabeni Home for the Frail Aged	1,567,470
21257	Christian Social Council Warmbaths	49,362	22403	Elsies River Community Advice Office	44,412
26749	Christian Social Council Warmbaths	100,000	28195	Elsies River Community Advice Office	300,000
25961	Christian Social Council Witbank	318,445	27997	Elsies River Social Welfare Association	296,400
27277	Christian Social Services Council Port Elizabeth	907,657	27993	Emma Animal Rescue Society	271,000
28227	Citizens Advice Bureau	315,000	26741	Enable Education, Training & Development Initiative	331,950
30666	CMR East London	923,453	27529	Ennerdale Service Centre & Meals on Wheels	200,000
30766	CMR Humansdorp	2,036,002	25152	Epilepsy SA	1,242,061
30560	CMR Johannesburg	1,152,716	27986	Epilepsy SA (Gauteng)	160,381
30936	CMR King Williams Town	228,437	28444	Epilepsy SA Knysna	930,109
27757	CMR van die Ring van Uitenhage	223,258	28144	Epilepsy SA	1,778,620
27757	CMR van die Ring van Uitenhage	223,258	21756	Estcourt Hospice Association	50,000
22415	Community Life Centre of South Africa	81,200	26470	Estcourt Hospice Association	310,000
22509	Co-op Crèche	100,000	27208	Ethembeni Association	300,000
22509	Co-op Crèche	100,000	27208	Ethembeni Association	300,000
27644	Cradock After School Care Forum	115,000	26479	Family Literacy Project	200,000
28112	Creating Effective Families	638,060	30104	FAMSA Knysna	536,446
27282	Custoda Trust	700,784	28234	FAMSA Bloemfontein	995,959
25265	CWR Mpumalanga	200,000	28445	FAMSA Boland Overberg	516,800
16474	Diepkloof Voorskool	41,000	27213	FAMSA Durban	1,282,165
22174	Dimbaza Society for the Aged	486,475	27646	FAMSA East London	784,719
27611	Disabled People of Kwa Thema	962,800	27428	FAMSA Limpopo	2,194,480
31843	Dopstop Association	455,000	24197	FAMSA National Office	1,524,791
26762	Down Syndrome Association KZN	425,307	24278	FAMSA Northern Mpumalanga	133,244
23710	Down Syndrome SA	600,000	28081	FAMSA Outeniqua	489,905
27972	Drakenstein Hospice - Paarl Hospice	679,025	25146	FAMSA Pietermaritzburg	1,128,496
25089	Durban & Coastal Mental Health	1,518,181	26404	FAMSA Potchefstroom	1,885,353
26484	Durban Children's Society	950,000	27610	FAMSA Pretoria	693,321
26459	Durban School for the Hearing Impaired	246,800	31112	FAMSA Upington	1,029,953
24266	Dystonia Association SA	373,000	20797	FAMSA Upington	3,000,000
31109	Early Learning Centre Eastern Cape Trust	438,500	27515	FAMSA Vaal Triangle	538,800
31117	Early Years Services	177,109	28248	FAMSA Welkom (NFS)	899,400
31079	East London HTA Project	328,032	27989	FAMSA Western Cape	1,338,970
26379	Edith Smith Old Age Home (SAVF)	98,916	31144	Fasfacts	749,224
30115	Educo Trust of Africa	966,954	30093	Forest Farm Centre	868,606
24215	Edutak	1,000,000	28230	Free State Rural Development Association	299,050
			22793	Gateway Society for the Mentally Disabled	497,596
			27857	Gauteng Kidney Association	720,000

# National Lottery Distribution Trust Fund

## Beneficiaries 2009

Continued

25824	Girls & Boys Town South Africa	1,500,000	28573	Impilo Place of Safety	238,350
28238	Goldfields Alcohol & Drug Centre	416,100	31911	Inkwanca Home Based Care	529,109
28140	Good Hope Development Fund	338,303	27224	Interface KwaZulu Natal	100,000
23608	Good Shepherd Mission	1,189,603	27514	Iphateleng Social Development Service	250,000
28056	Grabouw & District Child & Family Welfare Society	818,848	27559	Irene Homes	1,000,000
27756	Grahamstown Child & Family Welfare Society	664,700	29062	Itireleng Educational Project	571,128
27825	Grahamstown Hospice	1,680,396	27533	Jacaranda Haven	1,031,719
28067	Grassroots Adult Education & Training Trust	723,223	28064	Jagersbosch Community Care Centre	787,996
27571	Greater Germiston Society for Child & Family Welfare	949,260	27525	Johannesburg Child Welfare Society	2,510,286
28019	Greater Soweto Association for Early Childhood Development	735,000	20405	Johannesburg Jewish Helping Hand & Burial Society	500,000
25076	Greytown & District Child & Family Welfare Society	165,000	27916	Johanna Raath Service Centre	449,405
26830	Greytown SPCA	150,000	30510	Joseph Gerard Home of Peace	1,299,957
27856	Guild Cottage Home	592,189	28555	JS Mminele Child & Youth Care Centre	1,127,957
25625	Ha Phororo/Empophomeni	1,175,011	29068	Judy's Paradise Home	189,720
30689	Hamlet Foundation	920,130	25091	Justice & Women	100,000
30971	Hantam Community Education Trust	850,000	28446	Karoo Animal Protection Society	136,467
22837	Haven Night Shelter	4,469,770	28336	Kerklike Maatskaplike Diens Odendaalsrus	228,300
24950	Heifer Project	2,400,000	28233	Kgotso Child & Family Welfare Society	683,179
30771	Helen Bishop Orthopaedic After Care Home	624,326	30631	Khanya Family Centre	2,924,231
28044	Hermanus Rainbow Trust	1,043,210	30116	Khanyisa School for Supportive Education	333,910
31923	Herschel Community Empowerment Programme	78,250	26245	Khayaletu Day Care Centre	202,864
26485	Highway Hospice Association	926,860	26250	Khulakahle Educare Centre	261,500
23742	Himmelberg HIV/Aids Youth Project	98,500	27183	Kimberley Child Care	756,112
22297	HIPPY Gauteng	150,000	23738	Kinderstrand	462,255
28389	Hlanganani CFW Society	75,000	22565	Kingdom Life Childrens Centre	187,000
27221	Hospice Association of Kimberley	885,740	27976	Kingdom Ministries Trust	267,902
30716	Hospice East Rand	1,012,960	27773	Kingsburgh Child & Family Welfare Society	214,000
32208	Hospice Ladybrand	503,440	30105	Kleinmond Child & Family Welfare Society	1,122,376
25626	Hospice Matlosana (previously Hospice North West)	2,906,032	31889	Komaggas Advice Services	394,828
28951	House of Mercy	1,750,000	28246	Kroonstad Sentrum vir Bejaardes	572,507
27803	Huis John Vorster	463,182	27557	Krugersdorp Council for the Care of the Aged	520,000
28107	Huis Spitskop Old Age Home	1,440,000	27247	Kruisfontein/Humansdorp Child & Family Welfare	557,520
31032	Huis Welverdiend	1,163,798	27210	KwaMashu Community Resource Centre	262,100
20905	Human Resource & Social Information Centre	1,339,700	23724	KwaMashu Family & Child Welfare Society	692,205
30634	Ikageng Old Age Relief Centre	2,091,330	23689	KZN Christian Social Services Pietermaritzburg	2,612,711
27244	Ikageng Primary School	376,000	23689	KZN Christian Social Services Pietermaritzburg	2,612,711
24497	Ikhulubone Trust	797,499	26469	KZN Program for Survivors of Violence	170,000
31057	Ikhwezi Mphatlalatsane Community Organisation	289,200	26480	Lamontville HIV/AIDS Support Centre	504,141
			20250	Langa Kwanobuhle Self Help & Resource Exchange	873,787
			20250	Langa Kwanobuhle Self Help & Resource Exchange	873,787
			28073	Learn to Earn	2,218,262

# National Lottery Distribution Trust Fund

## Beneficiaries 2009

Continued

26540	Lehlogedi Crèche	494,874	21081	Mphahlele Advice Office	141,000
27288	Leisure Homes for Senior Citizens	585,800	11135	MTR Smit Childrens Home	500,000
21818	Lenasia Cancer Society	25,000	27240	Mzomtsha Childrens Home	289,412
28264	Lerato Educare Centre	170,700	30742	Namakwa Katolieke Ontwikkeling	537,224
22743	Life Community Services	100,000		National Welfare Social Services &	
30944	Life Line East London	607,600	15004	Development Forum	4,221,613
31588	Life Line East Rand	1,101,070	25193	Natal Childrens Home	680,302
29079	Life Line Nelspruit	734,275	26728	Natal Early Learning Resource Unit	738,605
24817	Lifeline North West - Rustenburg	489,875	25090	Natal Society for the Blind	958,124
22475	Lifeline OFS	882,140	23741	National Sea Rescue Institute of SA	7,435,078
30661	Lifeline Vaal Triangle	1,024,000	25093	NCVV Huis Joanna	125,698
26481	Lighthouse Hospice Association	600,000	22495	Nelspoort Advice & Development Office	100,000
31471	Little Light Pre-School	471,557	27235	NG Kerk Kinderhuis, Noord Kaap	1,428,500
27212	Lower South Coast SPCA	158,000	21857	NG Social Services Free State	-60,000
26233	Lowveld Alcohol & Drug Help Centre	407,258	28241	NG Social Services Free State	3,933,656
28388	Lukas Project	44,725	20609	NG Welsyn Kimberley	565,281
31918	Lusikisiki Paralegal Advice Centre	373,620	26389	NG Welsyn Vryburg	577,354
27551	Lutheran Community Outreach Foundation	291,780	24429	NICRO	11,002,229
	Lydenburg Service Centre for the Elderly		24429	NICRO	22,004,458
26243	& Disabled	551,736	27797	Nkosinathi Foundation for the Blind	883,358
24418	MaAfrika Tikkun Association	4,559,814		NOAH (Nurturing Orphans of Aids for	
	Maboloka HIV/AIDS Awareness		27211	Humanity)	1,589,225
23615	Organisation	1,193,199	30649	Nokuthula Centre	541,400
27286	Madeira Home Housing Utility Company	811,250	31878	Noluthando Educare	76,452
	Mamelodi Association for People with		25158	North West Mental Health	284,450
31287	Disabilities	453,860		North West Network Violence Against	
28239	Marquard Gemeenskap Oord	288,000	23602	Women	524,956
20752	Masakhane Organisation of SA	50,000		Northern Free State Mental Health	
28095	Masakhane Youth Centre	1,214,900	28463	(Welkom)	640,000
27278	Masibambane Disabled Centre	260,500	27858	Northern Pretoria Development Scheme	212,864
27774	Matatiele Advice Centre	585,800	21755	Nosizwe Educare Centre	60,855
23696	Matatiele Child & Family Welfare Society	599,638	26790	Nothisiwe Primary School	50,000
23696	Matatiele Child & Family Welfare Society	599,639	30496	Novalis House Inc	655,205
22221	Mdantsane Moravian Day Care	50,000	25762	Ntataise Lowveld Trust	717,414
28219	Media & Training Centre for Health	115,400	28401	Ons Plek Projects	222,383
25624	Mercy Clinic	1,500,000	23720	Operation Hunger	1,879,120
24291	Middelburg Child & Family Welfare Society	636,000	26486	Operation Upgrade of SA	1,172,557
30516	Midrand SPCA	186,673	30717	Optimus Foundation for Adult Education	980,000
28091	Miqlat Ministry	608,088	21235	Oranje Vroue Vereeniging Harrismith	100,000
26392	Mmakau ABET Centre	368,000	23721	Order of St John Johannesburg	3,128,301
23273	Monwabisi Pre-School	22,119	26394	Orkney Child & Family Welfare Society	500,000
28084	Moreson ACVV Childrens Home	345,163		Orlando Children's Home (Home of	
31143	Morning Star Childrens Centre	509,000	22463	Refuge)	1,589,969
30727	Motheo Day Care & Pre School	563,999		Oudtshoorn Child & Family Welfare	
31530	Mother Theresa Hospice, Prieska	473,000	28111	Society	623,620
28232	Mothergoose Day Care Centre	91,680		Oudtshoorn Vereeniging Liggaam	
27523	MOTHWA Haven	946,425	12231	Gestremdes	199,000
	Mount Currie Cottages Trust & Home for		21848	OVV Excelsior	151,128
27207	the Aged	84,024	28391	OVV Lindley	231,750



# National Lottery Distribution Trust Fund

## Beneficiaries 2009

Continued

28192	Parent Centre	850,000		Ratanang Group for Children with Multiple Disabilities	193,084
28194	Partners with After School Care Projects (PASCAP)	2,000,000	30656	Reginald Orsmond Counselling Services	789,000
27604	Pathways Roodepoort	650,000	25255	Rehoboth Trust	389,691
27812	Peddie Development Centre	210,000	22453	Reholegile Child Development Centre	75,000
30114	Peoples Dispensary for Sick Animals	246,379		Reigerpark Early Childhood & Womens Development	641,281
27968	Peter Pan Down Syndrome Centre	762,265	27563	Residentia Foundation	346,327
26396	Philani Health Care Centre	523,400	21333	Restorative Justice Centre	1,600,000
31873	Philippi Trust SA	474,600	28592	Ring Ting Nursery School & Baby Care	244,500
22012	Pieter Wessels Home for the Infirm	181,940	30599	Rivoni Society for the Blind	771,400
26487	Pietermaritzburg Association for the Aged	292,711	26530	Rob Smetherham Fund	421,402
23758	Pietermaritzburg & District Cerebral Palsy Association	327,700	26726	Roger Stephen Protected Workshop	200,000
23695	Pietermaritzburg & District Council Care Aged (PADCA)	2,835,143	30554	Rorisang Crèche & Pre-School	82,500
24246	Pinetown Highway Child & Family Welfare Society	1,000,000	27556	Rural Development Support Programme	540,000
21146	Plettenberg Animal Welfare Service	75,000	26148	Rural Institute for Education & Training	742,500
31073	Port Alfred Benevolent Society	445,100	27521	SA National Council Child & Family Welfare	2,969,300
21405	Port Alfred Child & Family Welfare Society	203,750	12454	SA National Council for the Blind	500,000
27276	Port Elizabeth Charity Organisation	95,000	10790	SA National Council for the Blind	2,931,900
31043	Port Elizabeth Deaf Association	675,000	25234	SA San Institute	156,256
24872	Port Shepstone Child & Family Care Society	914,385	30942	SANCA Durban Alcohol & Drug Centres	1,731,000
24846	Potchefstroom Child & Family Welfare Society	250,000	26476	SANCA Horizon Alcohol & Drug Centre	700,000
26403	Potchefstroom Service Centre for the Aged	986,606	30680	SANCA National Directorate	2,788,745
31302	Poverty Alleviation & Support for PWA	250,677	24625	SANCA Northern KZN	309,000
25190	Pregnancy Crisis (Resource) Centre	280,000	26827	SANCA Pretoria	1,300,000
31619	Pretoria Child & Family Care Society	7,028,125	30532	SANCA Tembisa Eastern Transvaal (Witbank)	404,432
30632	Pretoria Sungardens Hospice	1,306,800	24527	SANCA Zululand	510,682
30511	Pretoria Workshop for the Blind	315,516	26460	SAVF Atamelang Shelter	200,000
28088	Prince Albert Advice Office	683,000	26419	SAVF Carolina Ons Eie Ouetehuis	322,635
30094	Princess Christian Home	2,073,926	24571	SAVF Claremont	284,853
30124	Princess Christian Home	180,000	23545	SAVF Coligny	-34,387
22744	Progress Educational Counsellors Organisation	291,100	22079	SAVF Donato	403,485
30963	Project for Conflict Resolution & Development	250,000	26398	SAVF Family Care Potchefstroom	451,421
30089	Quadriplegic Association Gauteng South	334,800	24626	SAVF Head Office	200,000
25148	Quadriplegic Association of KZN	1,060,400		SAVF Herfsakker Tehuis vir Bejaardes (Nelspruit)	473,958
28114	Quadriplegic Association Western Cape	145,999	21334	SAVF Höeveldrif	569,940
30561	Queen Alexandra Retirement Village/ Home	360,000	26249	SAVF Huis Anna Viljoen	1,302,588
24261	Rachel Swart Fund	500,000	26416	SAVF Kalinka Educare Crèche	54,000
21778	Randfontein Kinder en Gesinsorgvereniging	150,000	23756	SAVF Kinross Herberg	770,000
31787	Rape Crisis Helderberg	429,300	27573	SAVF Lichthuis	542,493
			24853	SAVF Lou van Wyk Tehuis	254,122
			24803	SAVF Maroela Oord	117,480
			27362	SAVF Maroela Oord Dienssentrum	123,388
			26847	SAVF Millenium Centre	1,506,250
			30614	SAVF Nursery School	102,932
			22049	SAVF Old Age Home (Middelburg )	513,157
			25758		

# National Lottery Distribution Trust Fund

## Beneficiaries 2009

Continued

24286	SAVF Old Age Home Hendrina	300,000	28224	SPCA Winelands	100,000
26231	SAVF Piet Retief	200,000	25994	SPCA Witbank	100,000
25628	SAVF Rodeonhof Tehuis Vir Bejaardes	212,923	26390	SPCA Zeerust	265,000
30585	SAVF Ruimte Dienssentrum	275,938	31604	St. Anthony's Education Centre	1,565,000
24277	SAVF Rustig Old Age Home	2,213,277	25079	St. Anthony's Home - Newcastle	1,436,225
27215	SAVF Service Centre Glencoe	172,500	23694	St. Clements Home Based Care	1,279,678
25252	SAVF Ventersdorp Old Age Home	476,238	30500	St. John the Baptist Catholic Clinic	1,594,300
26700	SAVF Wielie Walie Kleuterskool	20,193	23672	St. Vincent's Childrens Home	610,376
24274	SAVF Witbank Day Care	625,797	30081	St. Josephs Care & Support Trust	1,507,047
26554	Sedibeng Sa Tshepo	766,247	22388	St. Mary's Catholic Mission Hospital	750,909
30083	Services for the Blind	1,651,666	30964	St. Monica's Centre	620,014
	Shangri-La Self Help Centre for			Standerton Advice & Development	
27899	Quadrilegics	853,400	26230	Resource Centre	300,000
27524	Sharpeville Care of the Aged	1,089,085		Stanger & District Child & Family Welfare	
31585	Shiloh Moravian Day Care Centre	131,116		Society	606,000
	Sijonga Phambili Community Learning		28515	Stellenbosch Hospice	551,500
22424	Centre	425,000	24739	Stilfontein Child & Family Welfare Society	986,290
22850	Silawa Early Learning Centre	75,000	27203	Sun City Nursery School	130,100
30112	Sisters Incorporated	465,000	30086	Sunfield Home Wellington	671,630
	Siyabhabha Trust Development & Welfare		26543	TAFTA (The Association for the Aged)	1,151,364
20421	Agency	1,000,000	26543	TAFTA (The Association for the Aged)	1,151,363
25266	Siyathuthuka Nursery School	509,007	31899	Tarkastad Home	200,000
	Society for Children & Adults with Autism		30073	Tateni Home Care Nursing Service	910,837
27612	- Key School	460,000	24212	TB Alliance Dots Support Association	1,104,610
30671	Society of St. Vincent de Paul	3,919,869	27587	Tembisa Child and Family Welfare	2,178,951
25861	SOS Children's Village SA	1,783,596	22851	Thandanani Mhluzi Service Centre	283,200
20401	SOS Children's Village SA	15,794,396		Thandukuphila Community Based	
30078	South African Childrens Home	702,824		Organisation	132,301
	South African Council for English		29073	Thandululo Counselling Organisation	232,402
20935	Education	62,745	27214	Themba Club	964,155
25202	South African Red Cross Air Mercy	2,700,000	32245	Themba Workcentre by the Disabled	579,999
31425	Southern Free State Mental Health	316,400	26418	Tlanelang Day Care Centre	72,288
	Sparrows Child & Family Welfare Society		10339	Tonga Child & Family Welfare Society	32,000
27755	(Tsolwana)	1,127,000	26477	Tonga Child & Family Welfare Society	500,000
28231	SPCA Bloemfontein	500,000	24520	Topsy Shelter	2,288,705
28190	SPCA Cape of Good Hope	115,302	23723	Training & Resources in Early Education	891,300
27826	SPCA Cradock	385,836	28276	Tshepang Educare Trust	1,052,126
26478	SPCA Dundee & District	150,000	30604	Tuiste vir Bejaardes	675,169
10492	SPCA Durban & Coastal	755,000	22389	Turfhall Cheshire Home	54,257
20963	SPCA East Griqualand	176,000		Tygerberg Association for the Physically	
21231	SPCA Grahamstown	50,000		Disabled	384,554
27233	SPCA Kimberley	185,218	28405	Tygerberg Hospice	144,491
21316	SPCA Kingwilliamstown	56,800	30109	Tygerberg Hospice	144,491
27569	SPCA Nigel	100,000	22284	Ubuntu Community Carebase Centre	150,000
25118	SPCA Sani Underberg	373,400	27262	Uitenhage Child & Family Welfare	572,750
30714	SPCA Springs	150,000	30768	Uitenhage Mental Health	130,245
22121	SPCA Stilfontein	25,000	27576	Uitkoms Home for Unmarried Mothers	562,003
28464	SPCA Swellendam	239,455	20891	Umlazi Community Resource Centre	100,000
27575	SPCA Tshwane	500,000	12663	Umtata Child & Family Welfare Society	443,000
			27197	Umtata Child Abuse Resource Centre	1,046,255



# National Lottery Distribution Trust Fund

## Beneficiaries 2009

Continued

	Upper Karoo Advice & Development Agency	321,500
27227		
21119	Usizolwethu Home Based Care	189,425
22277	Uturn (Claremont Homeless Ministry)	150,000
28952	Vaal Triangle Alcohol & Drug Help Centre	769,520
22520	Van Rensburg Multi Purpose Frail Care Centre	1,171,828
27538	Van Rensburg Multi Purpose Frail Care Centre	825,300
27231	Vanzylsrus Support Care Group	122,700
27985	Vera School for Autistic Learners	1,178,437
25092	Verulam Child & Family Welfare Society	527,812
31246	VGK Kinder Herberg Trust	1,425,686
22652	Vhutshilo Mountain School	50,000
28496	Victoria Service Centre for the Aged	200,000
26788	Vryheid Hospice (Care Group)	65,000
28269	Vrystaat Versorging in Aksie - OVV Brandfort	1,785,133
30340	Waterberg Welfare Society	1,138,110
17788	Wellington Child & Family Welfare Society	105,000
30121	Wellington Society for the Aged	500,000
26259	Wenakker	585,137
28228	Western Cape Forum for Intellectual Disability	267,198
27967	Wilgerus Versorgingsdienste	1,903,965
26666	Wolmaransstad Adra Hospice	553,000
22434	Wolmaransstad Adra Hospice	154,500
27532	Wolmer Community Project	383,600
32230	Women on Farms Project	843,300
28584	Woodside Sanctuary	1,067,600
30125	Woodside Sanctuary Western Cape	2,210,550
8464	Worcester Child & Family Welfare Society	787,297
31149	Worcester Ekumeniese Gemeenskapdiens	238,000
27965	Wynberg Society for the Aged	351,208
30648	Yatsar Centre	2,665,994
21700	Youth Development Outreach	500,000
24194	Youth for Christ SA	1,500,000
27585	Zakheni Early Learning Centre	587,670
20850	Zanokhanyo Educare Centre	247,936
30691	Zenzele Womens Project	375,000
23801	Ziphakamise	1,157,189
25583	Zisize (Ingwavuma) Educational Trust	201,425
23736	Zululand Mental Health	200,000
31042	Zwelibanzi Inclusive Assistance Programme	83,650
<b>TOTAL CHARITIES</b>		<b>480,878,351</b>

### Sports Payments:

PROJ #	BENEFICIARY	AMOUNT (R)
	2010 FIFA World Cup Organising Committee of SA	15,000,000
31730		
26712	Academia Private School	270,043
26712	Academia Private School	270,043
12733	Adams College	701,554
26022	Aggeneys Primary School	50,000
25856	Akido Federation of South Africa	160,000
23957	Amahlubi Secondary School	250,000
23957	Amahlubi Secondary School	250,000
	Association for People with Disabilities & Deaf - Free State	596,200
26034		
26356	Arena Aquatics	279,229
24124	Arethabeng Primary School	250,000
24088	Athletics Gauteng North	400,000
23557	Athletics South Africa	2,612,313
19653	Athletics South Africa	542,000
25597	Athletics South Africa	2,078,678
19653	Athletics South Africa	542,000
25597	Athletics South Africa	2,078,679
14395	Athlone Athletics Baseball Club	348,066
24691	Athlone North Primary School	250,000
19232	Aurora Primary School	275,000
26373	Badminton South Africa	395,000
18776	Bafokeng High School	50,000
24131	Bafokeng Primary School	350,000
24131	Bafokeng Primary School	350,000
25116	Bakerville Primary School	50,000
25176	Barkly West Secondary School	50,000
24928	Basketball South Africa	816,666
14375	Bellville Sports Federation	225,000
24690	Belthorn Primary School	320,000
25359	Benny's Sports Development & Academy	50,000
27408	Berea Lawn Tennis Club	300,000
25395	Bergvliet Sports Association	225,000
25395	Bergvliet Sports Association	225,000
27039	Big Bay Surf Lifesaving Club	199,250
12552	Bloemfontein Golf Club	472,019
25060	Blomvlei Primary School	250,000
24563	Blossom Street Primary	50,000
25177	Bloukrans Primary School	332,500
25315	Boitshoko Primary School	350,000
24987	Boland Athletics	1,251,666
24987	Boland Athletics	1,251,666
24987	Boland Athletics	1,251,668
24546	Boland Cricket Board	1,049,103
24546	Boland Cricket Board	1,049,103
24445	Bonnievale Golf Club	239,626

# National Lottery Distribution Trust Fund

## Beneficiaries 2009

Continued

25966	Border Athletics	300,000	26216	Eastern Province Aquatics	1,000,000
26299	Border Cricket Board	1,900,000	26836	Eastern Province Athletics Union	412,400
24967	Border Hockey Association	1,167,500	26298	Eastern Province Hockey Federation	546,375
18985	Border Technikon	500,000	25527	Elliot Höerskool	350,000
23808	Botjhabatsatsi Intermediate School	350,000	25527	Elliot Höerskool	350,000
25544	Bowls South Africa	515,247	25068	Elliot Nbankulu - Makaula JS School	50,000
32357	Bowls South Africa	1,325,638	26355	Elsies River United RFC	40,000
24702	Breede Valley Municipality	500,000	22545	Emisebeni Primary School	325,000
24593	Bridgeville Primary School	50,000	26710	Emmanuel Christian School	350,000
24126	Bud-Mbelle School	250,000	24061	Emtshezi High School	150,000
24126	Bud-Mbelle School	250,000	25399	E-Sports	300,000
23995	Buhlebemfundo Primary School	250,000	26300	Everton United FC	300,000
23924	Buhlebesizwe Secondary School	250,000	26300	Everton United FC	300,000
23924	Buhlebesizwe Secondary School	250,000	27910	Ezinqoleni Municipality	570,000
24929	Caledonian Association Football Club	100,640	25590	Federation of Dance Sport SA	548,900
24403	Canoeing South Africa	1,320,000	26163	Ferndale Primary School	350,000
32401	Canoeing South Africa	4,032,127	24332	Flamboyant Tennis Club	269,825
24093	Central Gauteng Athletics	318,000	12755	Forest Town School for Cerebral Palsy	223,906
24093	Central Gauteng Athletics	318,000	25667	Franskraal Bowling Club	342,680
25208	Charleston Hill Primary	50,000	23587	Free State Academy of Sport	1,000,000
24980	Charlie Hofmeyr High School	330,600		Free State Academy of Sport (FS	
26783	Chess South Africa	467,500	12684	Volleyball Association)	130,230
24365	Chizela Junior Secondary School	250,000	25975	Free State Cricket Union	1,166,667
24595	Collegians Rugby Football Club	200,000	24081	Gauteng Fencing Association	215,280
24565	Conville Primary School	250,000	24134	Gauteng Gymnastics Association	511,387
24096	Cresslawn Primary School	257,640	24079	Gauteng Rowing Association	244,800
20050	CSIR	1,000,000		Gauteng Sport Aerobics & Fitness	
24169	Cwele Junior Secondary School	50,000	23789	Federation	160,866
25099	Dagbreek Primary School	350,000	27458	Gauteng Table Tennis Association	431,263
25099	Dagbreek Primary School	350,000	27445	Gauteng Weightlifting Association	300,663
24601	De Villiers Primary School	50,000	24781	GJ Podile Primary School	250,000
24931	Delareyville Golf Club	50,000	25061	Gobinamba Junior Secondary School	46,610
25472	Diamantveld High School	350,000	25981	Goldfields FET College	666,666
24837	Diphuti Primary School	307,500	26313	Gonubie Sport Club	309,000
25953	Disability Sport KwaZulu Natal	348,000	13845	Greater Giyani Municipality	581,167
26267	Disabled People SA - Southern Transvaal	391,000	26326	Griffons Rugby Union	458,495
24860	Dlamini School	50,000	26326	Griffons Rugby Union	458,495
25317	Dr EP Lekhela School	250,000	26020	Griqualand West Cricket Board	275,000
24348	Durban North Gymnastics Club	246,157	24952	Groenberg Secondary School	282,579
24348	Durban North Gymnastics Club	246,158	24683	Groenvlei Secondary School	49,300
27643	Durbanville Rugby Club	410,220	23841	Gwaleliweni Primary School	250,000
23567	Eastern Cape Academy of Sport (ECAS)	1,686,000	24086	Harding Golf Club	50,000
26499	Eastern Cape Academy of Sport (ECAS)	84,000	24898	Hlokoma High School	46,600
24371	Eastern Cape Amateur Boxing	955,334	13855	Hluvuka High School	275,000
24162	Eastern Cricket Union	750,000	23764	Hoër Tegniese Skool Vereeniging	350,000
24162	Eastern Cricket Union	750,000	24996	Höerskool Grens	223,000
24162	Eastern Cricket Union	750,000	24996	Höerskool Grens	223,000
24119	Eastern Gauteng Gymnastics Vereeniging	50,000	26018	Höerskool Hartswater	350,000
			26018	Höerskool Hartswater	350,000

# National Lottery Distribution Trust Fund Beneficiaries 2009

Continued

24031	Holy Family Primary School	250,000	30199	KZN Athletics	400,000
25214	Ikaya Primary School	350,000	30388	KZN Cricket Union	418,000
18571	Ikettletso Secondary School	250,000	25951	KZN Ladies Golf Association	361,400
24707	Ikopanyeng Middle School	350,000	25937	KZN Surf Lifesaving Association (Central)	171,000
23931	Ikusaselihle Secondary School	250,000	25868	KZN Volleyball	506,500
23931	Ikusaselihle Secondary School	250,000	27416	KZN Inland Cricket Union	400,000
24064	Imisebe Primary School	150,000	25201	Laerskool Brandvlei	350,000
23839	Impumelelo Primary School	350,000	25180	Laerskool Kathu	250,000
	International Institute for Sport & Science		25180	Laerskool Kathu	250,000
25600	Fitness Training SA	417,854	24849	Laerskool Lichtenburg	350,000
23768	Irene Homes	130,668	24849	Laerskool Lichtenburg	350,000
23838	Isihlangwini Primary School	50,000	24889	Laerskool Losberg	213,500
24164	Isilimela JS School	500,000	24889	Laerskool Losberg	213,500
25178	JG Jansen Intermediate School	350,000	24856	Laerskool Sanddrift	250,000
24122	JJ De Jong Primary School	150,000	25154	Langebaanweg Primary School	350,000
24085	Job Maseko Primary School	250,000	25154	Langebaanweg Primary School	350,000
24110	Johannesburg Canoe Club	300,000	24857	Leopard Park Junior Development	50,000
23791	John Vorster School of Technology	298,000	24994	Leopard's Rugby Union	419,653
24100	JS Malaza Primary School	250,000	24994	Leopard's Rugby Union	419,653
24100	JS Malaza Primary School	250,000	23936	Leriana Secondary School	150,000
25067	Jubana Secondary School	50,000	24681	Levana Primary School	50,000
25584	Judo South Africa	659,172	23574	Limpopo Academy of Sport	1,766,667
26737	Judo Southern Free State Association	250,000	14530	Limpopo Athletics	370,329
24699	Kabelo Primary School	250,000		Limpopo Province Sports Association for	
18831	Karate South Africa	500,000	7199	the Deaf	754,700
25375	Kevin Nkoane Primary School	350,000	23997	Lindakahle Primary School	150,000
24807	Kgakala Secondary School	250,000	25417	Logan Rugby Region	300,000
24807	Kgakala Secondary School	250,000	26294	Londt Park Sports Club	366,000
24899	Kgosi Bodiba School	50,000	24171	Lupapasi Junior Secondary School	250,000
24800	Kgosi Shope Middle School	258,500	24903	Luyolo Senior Secondary School	46,600
24128	Kgotlhelang Primary School	250,000	25131	Lwamondo High School	250,000
23900	Khuthalani Primary School	150,000	24983	Lwandle Primary School	50,000
25344	Kimberley Junior School	421,800	23848	Madoda Senior Secondary School	150,000
19831	Klerksdorp Sport Council	420,000	23992	Madwaleni JS School	150,000
26354	Knysna Municipality	333,333	25782	Magiqweni Junior Secondary School	50,000
23796	Krugerlaan School	350,000	23923	Magodongo Primary School	350,000
23828	Kutloanong High School	350,000	25069	Makaula Senior Secondary School	250,000
23823	KwaMame Primary School	250,000	24878	Makgoathane Primary School	50,000
24083	Kwa Thema Primary School	223,410	23842	Makhetheng Primary School	350,000
12589	KZN Academy of Sport	633,000	24883	Malefo High School	350,000
23556	KZN Academy of Sport	1,233,333	23851	Malusi Omuhle Primary School	250,000
23556	KZN Academy of Sport	2,466,667	24746	Mampurui Primary School	283,125
32331	KZN Academy of Sport	1,500,000	25135	Mangondi Primary School	50,000
	KZN Academy of Sport (Kwa Mashu		23927	Mantwani Primary School	350,000
6648	Aquatic Club)	36,000	25029	Mapaledi Primary School	50,000
	KZN Academy of Sport (Stanger Boxing		24880	Marikana West Primary School	215,000
7173	Club)	45,000	24776	Marota Primary School	315,500
24318	KZN Aquatics	766,666	23949	Masizakhe Combined School	250,000
30199	KZN Athletics	400,000	18448	Matjhabeng Municipality	500,500

# National Lottery Distribution Trust Fund

## Beneficiaries 2009

Continued

22665	Matthaleng Secondary School	50,000	25211	Nederburg Primary School	250,000
25038	Matshangwane Primary School	350,000	24925	Nelson Mandela Bay Cricket Board	203,715
24789	Matshumane Secondary School	50,000	24377	Nelson Mandela Metropolitan University	4,100,000
23858	Mavela High School	250,000	24926	Netball SA	1,470,000
23883	Mayisha High School	350,000	24926	Netball SA	1,465,000
23814	Mgudlwa Secondary School	250,000	24342	Newcastle Golf Club	300,000
23870	Mgwezani Combined School	250,000	23869	Ngxongwane Primary School	100,000
23921	Mhlutshwa Primary School	250,000	24364	Njiveni Secondary School	250,000
24098	Michael Zulu Primary School	50,000	25098	Nnditsheni Secondary School	250,000
27170	Midlands Rugby Sub-Union	400,000	24121	No Limits Trampoline Club	200,000
27170	Midlands Rugby Sub-Union	400,000	24121	No Limits Trampoline Club	200,000
24084	Midlands Tennis Association	190,000	24175	Nomcamba Junior Secondary School	250,000
25972	Midwaters Bowling Club	50,000	25360	Noordwes Muurbal Unie	80,000
24684	Mkhanyiseli Primary School	250,000	23573	North West Academy of Sport	854,000
24684	Mkhanyiseli Primary School	250,000	24936	North West Gymnastics	1,287,271
24082	Mncube High School	50,000	16086	North West University	676,704
23950	Mnyamana Primary School	250,000	19843	Northern Cape Academy of Sport (NCAS)	500,000
24744	Modiketse School	418,000	25195	Northern Cape High School	350,000
24144	Modula-Qhowa School	350,000	25195	Northern Cape High School	350,000
24144	Modula-Qhowa School	350,000	24056	Northerns Cricket Union	287,500
18543	Mogalakwena Municipality	757,533	24057	Northerns Cricket Union	1,066,667
24881	Mokitime Primary School	350,000	24056	Northerns Cricket Union	287,500
25097	Mokone Primary School	193,000	24057	Northerns Cricket Union	1,066,667
24913	Moremogolo Primary School	319,200	24964	Northerns Hockey Association	458,820
24682	Morgenson Primary School	50,000	24368	Notintila Junior Secondary School	250,000
21794	Moriting Primary School	150,000	27162	Ntambanana Municipality	333,334
25110	Motjere Secondary School	50,000	23865	Ntandoyesizwe High School	288,790
24838	Motlalaohle Secondary School	50,000	25052	Ntlozelo Secondary School	46,610
25592	Motorsport SA	1,500,000	23780	Ntshwephepa Public School	350,000
24468	Mount View Secondary School	170,000	25275	Ntsumbedzeni School	50,000
23978	Mpelenyane JP School	150,000	23991	Nyabela Primary School	150,000
25055	Mpondomise Ridge Secondary School	245,000	24822	Nyakhoroana Combined School	50,000
24405	Mpumalanga Cricket Union	480,700	24023	Old Benonians Association	225,000
24405	Mpumalanga Cricket Union	480,700	27182	Old Edwardian Society	450,000
15488	Mpumalanga Rugby Union	1,186,000	24698	Orkney Primary School	350,000
26384	Mpumalanga Wrestling Association	260,000	24908	Osborn Junior Secondary School	250,000
24075	Msobomvu Primary School	150,000	24908	Osborn Junior Secondary School	250,000
24346	Mtunzini Athletic Club	207,320	15203	Oudtshoorn Municipality	495,000
25115	Mufeba Primary School	350,000	26210	P E Harlequins RFC	615,000
25115	Mufeba Primary School	350,000	23803	Paballong Primary School	350,000
24874	Mutshetshe School	50,000	24941	Panorama Primary School	350,000
25072	Mzambana School	46,610	25054	Parkfields Primary School	250,000
23770	Mzansi Golf Development	200,000	25054	Parkfields Primary School	250,000
23773	Mzansi Golf Development	200,000	25053	Parkhurst Primary School	250,000
23778	Mzansi Golf Development	200,000	26709	PEPPS Polokwane School	250,000
23765	National Association for Blind Bowlers	621,900	23806	Phahameng Intermediate School	328,000
25930	National Association for Blind Bowlers	28,000	23986	Phakamang Primary School	250,000
23945	Ndedema Primary School	350,000	22655	Phakamani High School (Dube)	59,070
18462	Ndwedwe Local Municipality	1,160,127	25194	Philandersbron Primary School	350,000



# National Lottery Distribution Trust Fund

## Beneficiaries 2009

Continued

23804	Phinduzame Primary School	350,000	27624	SA Sports Association for the Intellectually Impaired	400,227
23835	Phiritona Secondary School	350,000	24890	SA Weightlifting Federation	1,200,000
23835	Phiritona Secondary School	350,000	19847	SAFA - Ethekwini Region	250,000
23837	Phukalla Secondary School	350,000	25542	Sailing South Africa	695,625
24726	Phutanang Primary School	250,000	24948	Saintly Spears Development Foundation	65,000
23787	Phuthalushaka Primary School	150,000	23911	Sakhe Primary School	150,000
24891	Pitso Letlhogile Middle School	240,000	23947	Sakhile Primary School	250,000
25402	Pixley Ka Seme District Municipality	1,000,000	26364	Sakumlandela Public Primary School	50,000
25051	Plantation Primary School	350,000	24930	SASCOC	20,051,025
24974	Port Elizabeth Football Association	374,500	29833	SASCOC	5,804,210
24172	Port St. John's Secondary School	250,000	24780	Sechichi Secondary School	50,000
24892	Potchefstroom Central Primary School	350,000	24657	Sedibeng College for FET	700,000
25537	Powerboat South Africa	990,000	24657	Sedibeng College for FET	700,000
25537	Powerboat South Africa	990,000	24864	Segwaelane School	225,000
23880	Prince SJ Mahlangu School	350,000	24716	Sejankabo High School	250,000
24072	Progress Primary School	350,000	23925	Sekemisa Primary School	250,000
24072	Progress Primary School	350,000	24792	Sekolopo Middle School	250,000
11546	Ratlou (Setla-Kgobi) Local Municipality	1,692,900	19056	Sengae Community School	275,000
24824	Rebone Primary School	50,000	23863	Shemula Primary School	250,000
24771	Rebone Secondary School	350,000	24868	Shondoni School	50,000
24882	Relebogile Primary School	49,500	25059	Sikelela Imizamo Primary School	350,000
24933	Rietondale Tennisklub	360,000	25059	Sikelela Imizamo Primary School	350,000
12025	Robertson Cricket Club	224,250	24859	Siloe School for the Blind	350,000
24589	Rocklands Rugby Football Club	50,000	23974	Sinethezekile Public Primary School	250,000
25558	Roller Sport South Africa	221,595	26936	Sinoville Cricket Club	385,008
25558	Roller Sport South Africa	221,595	23878	Sithobelane Junior Secondary School	150,000
25547	Rowing South Africa	1,333,334	13057	Siyathemba Municipality	452,091
25547	Rowing South Africa	1,333,333		Sizanani Thusanang Comprehensive School	350,000
25547	Rowing South Africa	1,333,333	23777		
23595	S A Sport Aerobics & Fitness Federation	421,581	24719	Sol Plaatje Secondary School	350,000
24932	SA Equestrian Council	598,586	26360	Somerset College	626,918
15394	SA Equestrian Council	857,928	25560	Sophiatown Soccer Academy	50,000
19656	SA Figure Skating Association	492,000	23800	Soshangaan Primary School	350,000
23769	SA Football Association	1,136,975	15380	South African Baseball Union	583,000
19710	SA Lifesaving	60,000	19018	South African Baseball Union	1,466,666
24087	SA Lifesaving	300,000	25588	South African Cycling Federation	750,000
24087	SA Lifesaving	300,000	25588	South African Cycling Federation	625,000
24092	SA Lifesaving	301,075	25587	South African Deaf Sport Federation	666,667
24089	SA Lifesaving (Umtamvuma Club)	248,400	25587	South African Deaf Sport Federation	666,667
26646	SA Model Aircraft Association	300,000	25587	South African Deaf Sport Federation	666,666
26646	SA Model Aircraft Association	300,000	25595	South African Disabled Golf Association	394,166
19752	SA National Archery Association	600,000	27620	South African Gymnastics Federation	1,690,334
25551	SA National Archery Association	398,274	24935	South African Hockey Association	1,133,334
25551	SA National Archery Association	398,274	24935	South African Hockey Association	1,133,334
32291	SA National Archery Association	615,550	24935	South African Hockey Association	1,133,332
27141	SA Riding for the Disabled Association	300,000	25545	South African Korfball Federation	749,374
	SA Sport Association for the Physically Disabled	1,000,000	25545	South African Korfball Federation	749,374
25578	Disabled	1,000,000	24104	South African Orienteering Federation	252,600

# National Lottery Distribution Trust Fund

## Beneficiaries 2009

Continued

26945	South African Shooting Federation	489,500	25043	Tshiemuemu Secondary School	250,000
26496	South African Table Tennis Board	1,151,072	25043	Tshiemuemu Secondary School	250,000
26496	South African Table Tennis Board	1,151,071	25111	Tshikhudini Primary School	50,000
26496	South African Table Tennis Board	1,151,071	23790	Tshilidzi Primary School	250,000
32418	South African Table Tennis Board	2,186,022	23790	Tshilidzi Primary School	250,000
23782	South African Tennis Association	1,000,000	23792	Tshireletso Public School	350,000
23782	South African Tennis Association	1,000,000	24106	Tshwane University of Technology	375,000
25536	South African Water Ski Federation	672,497	25307	Tshwarelela Primary School	50,000
25540	South African Water Ski Federation	173,016	24999	Tsimanyane Primary School	50,000
26891	South African Wrestling Federation	456,333	18278	Tswelopele Municipality	386,239
27159	South Western Districts Cricket Board	300,000	26043	Tulbagh High School	700,000
24055	Southern Gauteng Hockey Association	235,000	24466	Uitkyk Primary School	250,000
25326	Special Olympics South Africa	1,664,000	24466	Uitkyk Primary School	250,000
20060	Sports Trust	1,250,000	24324	Umlathuze Athletic Club	300,000
27111	Squash South Africa	828,667	24324	Umlathuze Athletic Club	300,000
24842	St. Brendans Catholic Secondary School	50,000	18377	Umkhanyakude District Municipality	978,800
25377	St. Peters Primary School	250,000	26361	Ummangaliso Primary School	50,000
24947	Steenberg's Cove Primary School	50,000	18961	Umsobomvu Municipality	461,666
19311	Stellaland Primary School	275,000	25546	United Cricket Board of South Africa	2,634,700
27040	Stellenbosch District Riding Club	343,220	25546	United Cricket Board of South Africa	2,929,790
24150	Suiderlig High School	304,362	11281	University of Port Elizabeth	477,950
24150	Suiderlig High School	304,362	12153	University of Pretoria (Tukssport)	1,216,000
25398	Surfing South Africa	641,179	24910	University of Pretoria (Tukssport)	1,500,000
19658	Surfing South Africa	966,000		University of the Free State (Qwa Qwa Campus)	1,000,000
25233	Swarthmore Primary School	350,000	18974		
13226	Swimming South Africa	747,531	12423	University of the Western Cape	349,510
23572	Swimming South Africa	2,880,000	24439	University of the Western Cape	746,666
25533	Swimming South Africa	1,931,500	25711	University of Venda	1,000,000
25533	Swimming South Africa	1,931,500	24166	Vaal University of Technology	1,233,334
19756	Swimming South Africa	2,633,334	18981	Vaal University of Technology	1,000,000
23786	Tataiso Primary School	350,000	23928	Vamuhle Primary School	150,000
25132	Thase Secondary School	50,000	24969	Van Kervel School	350,000
24894	Thipe Primary School	50,000	25467	Vanzylsrus School	264,480
23948	Thubelihle Primary School	250,000		Victoria Lake & University of	
24862	Thulaganyo Middle School	350,000	27695	Johannesburg Rowing Club	400,000
24875	Tiisetso Primary School	237,500	25470	Victoria West High School	350,000
23810	Tjhaba Tshole Primary School	698,409	24118	Villa Espanyol Football Club	50,000
24068	Tlakula Secondary School	150,000	24954	Villager Football Club	381,000
31436	Tlokwe (Potchefstroom) City Council	3,028,723	24956	Volleyball South Africa	1,805,000
23891	Toitskraal Primary School	250,000	25944	Vryburg Golf Club	379,023
27354	Triathlon North Gauteng	400,580	24174	Waban Senior Secondary School	250,000
24886	Triathlon South Africa	1,036,300	25524	Warrenton Primary School	343,140
24886	Triathlon South Africa	1,036,300	24335	Wasbank Boxing Club	400,000
32417	Triathlon South Africa	5,000,000	25170	Wellington Primary School	250,000
18982	Tsebo Ulwazi High School	275,000	23958	Wembezi Secondary School	250,000
23811	Tseseng Primary School	350,000	18966	Westbury Secondary School	275,000
25431	Tshedza Comprehensive School	350,000	23576	Western Cape Academy Sport	1,049,000
23775	Tshepo Themba High School	350,000	24598	Western Cape Dragon Boat Association	50,000
24917	Tshiamelo Primary School	350,000	25604	Western Cape Rowing	733,200



# National Lottery Distribution Trust Fund

## Beneficiaries 2009

Continued

24963	Western Province Athletics	441,507
24711	Western Province Cricket Association	379,000
24884	Western Province Lifesaving	231,530
5888	Western Province Lifesaving (Monwabisi SLC)	101,240
27048	Western Province Rugby Football Union	1,266,667
27048	Western Province Rugby Football Union	1,266,667
25381	Western Province Surfing	310,000
2885	Western Province Volleyball Union	51,200
24341	Westville Bowling Club	50,000
19264	Willemsvallei Primary School	275,000
25368	Willie Theron Primary School	302,500
24167	Winter Rose Sport Club	300,000
23805	Yakhisizwe Secondary School	350,000
24689	York Road Primary School	50,000
24577	Yorkshire Cycling Club	400,000
24073	Zamukhanyo Primary School	50,000
18360	Zululand District Municipality	648,280
<b>TOTAL SPORTS</b>		<b>298,268,994</b>

### Miscellaneous Payments:

PROJ #	BENEFICIARY	AMOUNT (R)
	ASASWEI (Association of SA Social Work Education Institute)	<b>950,000</b>
<b>TOTAL MISCELLANEOUS</b>		<b>950,000</b>

**Registered address:**  
**Block B, Hatfield Gardens**  
**Cnr. Hilda and Arcadia Streets**  
**Hatfield**  
**0083**

**Postal address:**  
**P O Box 1556**  
**Brooklyn Square**  
**Pretoria**  
**0075**

**Telephone: +27-12-432 1300**  
**Fax: +27-12-432 1387**  
**Info Centre: 08600 65383**  
**Website: [www.nlb.org.za](http://www.nlb.org.za)**

**Delivery Address:**  
**Block B, Hatfield Gardens**  
**Cnr. Hilda and Arcadia Streets**  
**Hatfield**  
**0083**

**Auditors:**  
**Auditor-General**

**Bankers:**  
**ABSA**  
**Nedbank**  
**Standard Bank**  
**First National Bank**  
**Rand Merchant Bank**