



NATIONAL LOTTERIES BOARD

Annual Report 2010



National Lotteries Board

Contents

Chairperson's Message	3
Activities of the Board	4
Report of the Audit Committee	21
Board Report	23

NATIONAL LOTTERIES BOARD

Report of the Auditor-General	26
Statement of Financial Performance	28
Statement of Financial Position	29
Statement of Changes in Net Assets	30
Cash Flow Statement	31
Accounting Policies	32
Notes to the Annual Financial Statements	38
Disclosure of expenditure relating to soccer world cup clothing and tickets	51
Detailed Statement of Financial Performance	52

NATIONAL LOTTERY DISTRIBUTION TRUST FUND

Report of the Auditor-General	55
Statement of Financial Performance	57
Statement of Financial Position	58
Statement of Changes in Net Assets	59
Cash Flow Statement	60
Accounting Policies	61
Notes to the Annual Financial Statements	65

NLDTF PAYMENTS	72
-----------------------	----

BENEFICIARY FEEDBACK	103
-----------------------------	-----

Dr. R Davies
Minister of Trade and Industry

Report of the National Lotteries Board for the period 1 April 2009 to 31 March 2010.

I am honoured to be able to present the 12th Annual Report of the National Lotteries Board for the year ended 31 March 2010 in accordance with section 12 of the Lotteries Act (No. 57 of 1997), as amended, and the Public Finance Management Act (No. 1 of 1999), as amended.

A handwritten signature in black ink, appearing to read 'NA Nevhutanda', with a large, stylized initial 'N'.

Prof. NA Nevhutanda
Chairperson

National Lotteries Board *Chairperson's Message*

2010 has been a significant year in the history of South Africa that began with the celebration of the 20th anniversary of Tata Mandela's release from prison. The National Lottery celebrated 10 years of changing people's lives and contributing to good causes. We remembered those who lost their lives 50 years ago in Sharpeville. South Africa turned Sweet 16 as a democratic Republic. South Africa remembers the arrival of Indian indentured labourers to our shores 150 years ago. It is also the year in which South Africa hosts the largest sporting event on the planet, the 2010 Soccer World Cup, bringing South Africa closer to billions across the globe.

It is with these significant events in the background that I, and the newly appointed Members of the National Lotteries Board, accepted our mandate to serve the people of South Africa through the National Lotteries Board (NLB) and the National Lottery Distribution Trust Fund (NLDTF). As Chairperson, I know I speak on behalf of the Board when I say that we are honoured by the trust placed in us by the Parliament of South Africa and will endeavour to live up to the expectations by maintaining the integrity of the National Lottery, the NLB and the NLDTF.

It is with sadness that we remember the passing of our colleague and fellow Board Member, Mr Obed Shabangu. We will remember him for his high spiritedness and contributions to our meetings. May his soul rest in peace. Hamba Kahle Comrade Obed.

I would like to acknowledge the foundation laid by the original Board under the Chairmanship of Mr Joe Foster during their tenure of 11 years. We appreciate and acknowledge their hard work especially since they had no South African precedence to build on. We are more fortunate and will strive to move forward in a manner that will be beneficial to all we serve.

Besides offering participants in the National Lottery the opportunity to become millionaires, the National Lottery was set up to help the less fortunate in our society through NGO's working in the fields of welfare, arts and culture and sport and recreation. The Board would like to acknowledge the commitment of the Members of the Distributing Agencies who toil tirelessly to adjudicate applications and make grants. I also want to place on record the appreciation of the Board of the good relationship we have established with the Distributing Agencies in the few months since we have been appointed. We look forward to working closely with the Distributing Agencies in future.

Inasmuch as the NLB and the NLDTF have been highly respected entities, we see the need to make some

changes in line with changes in South Africa at large. To achieve this we have held strategic workshops as a Board and also with Senior Management to identify loopholes and fine tune operations. I would like to acknowledge the support of Prof. Vevek Ram (CEO) and his management team for their cooperation and input as we found our feet as newly-appointed members of the National Lotteries Board.

All the members of the Board came with experience of activities linked to the NLB and its operations. However, there were issues that were new to us. In order to accustom ourselves with operations and the lottery regulatory environment, we met regularly to keep abreast with the industry. We have also set up committees that could meet, at times at short notice, to guide the CEO and his management team in line with our vision. Details of the committees and duties are covered later in the Annual Report.

The Board has worked closely with the operator of the National Lottery, Gidani, and appreciate their efforts to operate the National Lottery in line with the Licence Agreement signed by the Minister of Trade and Industry. We will continue to ensure that all Licence commitments are adhered to.

We have a strong and much appreciated link to the Minister of Trade and Industry through his representative on our Board. Processes are underway, with the guidance of the Honourable Minister, to investigate ways in which the NLB/NLDTF processes can be streamlined for purposes of greater accessibility for those we have been appointed to serve. The guidance from Minister Davies and his department is much appreciated.

I would like to give the assurance of myself and the Board that we are ready to rise to the challenges of the next five years and achieve the mandate given to us by Parliament.



Prof. NA Nevhutanda
30 July 2010





National Lotteries Board *Activities of the Board*

APPOINTMENT OF NEW BOARD MEMBERS

The term of office of Board Members came to an end on 2 December 2009. The Department of Trade and Industry followed a process of public nomination and subsequent interview process by the Portfolio Committee before making a recommendation to Trade and Industry Minister for new members of the National Lotteries Board (NLB). Minister Davies appointed new members with effect from 3 December 2009.

The new Members are as follows:



Prof. N A Nevhutanda (Chairperson)

Professor Nevhutanda comes from a well-established and respected background spanning academia, business and politics as well as vast experience in strategy formulation and direction, with exceptional management skills. He has served as an MPL for 5 years in different roles and has also served as the Chairperson of All Chairpersons of Operating Licence Boards in South Africa. The Professor has also served on the National Lottery Distribution Trust Fund (NLDTF) Distributing Agency for Arts, Culture and National Heritage.



Ms N E P Loyilane (Member)

Ms Ndileka Loyilane hails from the Eastern Cape and has a background in Commerce and Education, and a Masters in Philosophy in Disability Studies. Ms Loyilane has played a major role in negotiating with the Eastern Cape Government to secure funding for Disabled People South Africa.



Ms M Mokoka (Member)

Ms Mathukana Mokoka is a qualified Chartered Accountant with extensive corporate experience in the field of auditing. Mathukana is a member of the African Women Chartered Accountants Forum whose objective it is to accelerate the advancement of African women in the accounting profession.



Mr G Negota (Member)

Mr George Negota is a practicing attorney and transport economist. He has gained his legal experience working for major multi-nationals in the US, UK and Africa. Mr Negota has served a term as Member of the National Lotteries Board.



Prof G Reddy (Member)

Prof. Govin Reddy is a media specialist who has studied and worked in the US, Europe and Africa. More recently he served as Professor and Director of the Sol Plaatje Media Leadership Institute at Rhodes University, as well as India Country Manager of the International Marketing Council of SA.



Mr O M Shabangu (Member)

Mr Obed Shabangu had extensive experience in Industrial Relations and Conservation. He served at various levels on the National Home Builders Registration Council, South African National Civil Organisation and Conservation bodies. He recently completed studies in Leadership and Management for Transformation at Wits University.



Ms Z Ntuli (DTI Minister's Nominee)

Ms Zodwa Ntuli is the Deputy Director-General in the Department of Trade and Industry responsible for the Corporate and Consumer Regulatory Division.

National Lotteries Board

Activities of the Board

continued

THE NATIONAL LOTTERY

In the period starting 1 April 2009 and ending 31 March 2010, 92 players won more than R1 million. Of the 92 Lotto millionaires, 80 were LOTTO players and 12 were PowerBall players. Since the lottery began in March 2000, a total number of 978 millionaires have been created. In the period under review, Gidani introduced a new lottery game, PowerBall. Tickets were on sale from 6 October 2009.


Millionaires per Province for the period under review:

Province	PowerBall	LOTTO	Total
Gauteng	4	20	24
Western Cape	3	9	12
KwaZulu Natal	0	22	22
Mpumalanga	0	5	5
Free State	1	1	2
Eastern Cape	0	5	5
North West	1	7	8
Limpopo	3	8	11
Northern Cape	0	3	3
Grand Total	12	80	92

Ticket Sales per Province for the period under review:

PROVINCE	PowerBall (R)	%	LOTTO (R)	%
Gauteng	337,377,439.00	40.85	1,349,768,344.50	38.60
Western Cape	126,676,046.00	15.34	531,746,817.50	15.21
KwaZulu Natal	104,872,180.00	12.70	486,797,616.50	13.92
Mpumalanga	45,275,478.50	5.48	221,363,012.00	6.33
Free State	36,773,397.50	4.45	149,341,245.00	4.27
Eastern Cape	53,647,618.50	6.50	243,031,768.00	6.95
North West	56,879,329.50	6.89	236,686,135.50	6.77
Limpopo	43,024,709.00	5.21	201,997,904.50	5.78
Northern Cape	21,333,532.50	2.58	75,860,055.00	2.17
Grand Total (incl. VAT)	825,859,733.50	100.00	3,496,592,898.50	100.00

- The product sales figure above includes advance sales for up to 9 draws.
- National Subscription sales are not included in the figures above.





National Lotteries Board

Activities of the Board

continued

Salient Lottery facts for the year under review are as follows:

	LOTTO	PowerBall
Millionaires	80	12
Total Prizes won	25.3 million	7.0 million
Prizes paid	R1.6 billion	R0.4 billion
Rollovers	65	12
Highest Jackpot	R29 million	R92 million
Average No. of transactions/week	5.1 million	3.6 million
Total Sales (incl. VAT)	R3.5 billion	R0.8 billion
Highest Draw Sales (incl. VAT)	R61.2 million	R51.4 million
Total Prizes Paid	R1.5 billion	R0.4 billion
Total Contribution to NLDTF	R1.2 billion	R0.3 billion

- Total Subscription sales for LOTTO and PowerBall R 3,795,248.00 (Incl. VAT)
- Total Wina Manje sales R119 million (Incl. VAT)
- Total SportStake sales R241 million (Incl. VAT)
- The total LOTTO sales figure above includes draws 864 to 968 in line with the standard financial accounting year.
- The total PowerBall sales figure above includes draws 1 to 45 in line with the standard financial accounting year.

Security Related Issues

There were 31 attempts to defraud the National Lottery. The status of these attempts is indicated in the table below. In all instances none of the employees or associates of the operating company and the National Lotteries Board were involved or alleged to have been involved.

Cases withdrawn by the Prosecutor	4
Cases in Court	3
Cases pending investigation	1
Convictions	0
Resolved by Gidani Security Staff	23

Performance Standard Measures of Gidani Management, operator of the National Lottery:

As part of the Operator's bid commitments and during Licence negotiations, Gidani and the Board agreed on a set of performance measures in respect of the National Lottery. The set of measures currently used will be extended as the National Lottery evolves and new activities are added. The more important measures are indicated in the table that follows:

National Lotteries Board

Activities of the Board

continued

Performance Area	Measure	Attained
Availability of Online Facilities (Central Systems) Combined Primary Disaster Recover Sites	100%	99.88%
Availability of Network	100%	99.69%
Terminal Reliability (number of unscheduled repair visits per year per terminal)	17160	18173
Timeliness of Payments to the NLDTF	100%	100%
System Validation of Online prizes on the morning after the draw	100%	99.99%
Payments of walk-in claims exceeding R50 000 within 4 hours	100%	100%
Processing of undisputed postal claims & cheques dispatched within 5 days	100%	100%
Processing of damaged online tickets and cheques posted within 48 hours	100%	99.88%
Player Relations: Replies required by mail within 5 days	100%	99.88%
Player Relations: Answering of Calls within 5 seconds - Player	95%	97%
Player Relations: Answering of Calls within 5 seconds - Retailer	95%	96%
Player Relations: Complaints resolved within 10 days	100%	100%

Responsible Play Programme activities:

The Responsible Play Programme focuses on ensuring that all print, electronic and billboard advertisements carry the Responsible Play logo. In addition, players are regularly reminded to play responsibly through print and electronic communication.

Research:

The UNISA Bureau of Market Research has been commissioned to conduct a study to:

- community behaviour and participation in lottery games
- the extent of problem gambling
- propensity to spend on lottery games

The study is scheduled to be finalised by September 2010.


SOCIETIES AND OTHER LOTTERIES

Regulations in respect of Society and Other Lotteries were promulgated on 18 April 2000 in Government Gazette No. 21119.

In terms of the regulations, societies (non-profit organisations) that wish to raise funds through lottery-type competitions must first register with the National Lotteries Board and comply with the regulations. In doing so, all organisations are obliged to inform the Board of each competition they run. The regulations also govern, amongst others, the amount that can be raised in each lottery, the frequency of lotteries and the amount that can be allocated to legitimate expenses. Organisations are afforded the opportunity to apply for exemptions, should they so require.

Annual Statistics form 1 April 2009 to 31 March 2010

	Received	Approved	Declined	Outstanding
Applications for society registration.	6	6	0	0
Applications for scheme registration.	28	28	0	0





National Lotteries Board

Activities of the Board

continued

Application for Exemption

Reg. No.	Name of Society	Draw Date	Nature of Exemption Granted
00118	Overstrand Hospice 96	12 Draws per annum	Exemption for level of expenses
00096	Hospice Association of the Witwatersrand	12 Draws per annum	Exemption for level of expenses
00102	Association for Persons with Physical Disability (Western Cape)	16/09/10	Exemption for level of expenses
00025	Reach for A Dream Foundation	15/08/10	Exemption for level of expenses

ILLEGAL LOTTERIES AND PROMOTIONAL COMPETITIONS

The Board receives around four to six calls and e-mails per day regarding Promotional Competitions and scrutinises the newspapers and other media for such competitions in our effort to monitor them. A standard letter requesting game rules and terms and conditions is sent to promoters of such competitions in order for the competition to be evaluated. If the competition is found to be in contravention of the Lotteries Act, the promoter is asked to stop the competition immediately. Failure to do so results in legal action against the promoters of illegal lotteries. The Board is looking into the possibility of engaging the services of an external service provider to assist in identifying competitions that may possibly be in contravention of the Act.

First National Bank (FNB) – “Million-a-Month Account”

The National Lotteries Board brought an application to the High Court to declare the “Million-a-Month Account” competition conducted by FNB to be an illegal lottery or an unlawful promotional competition.

The High Court in **December 2006** declared the “Million-a-Month Account” competition as an unlawful competition in terms of the Lotteries Act. FNB took the matter on appeal and the Supreme Court of Appeal delivered judgment on **28 March 2008** in favour of the NLB. The appeal had been dismissed with costs with the result that FNB were compelled cease conducting the “Million-a-Month Account” competition.

The Asset Forfeiture Unit of the National Prosecuting Authority has been approached to assist in forfeiting the proceeds that FNB made by conducting this illegal competition. As a consequence, FNB has in principle agreed to pay the amount of R8.2 million.

Children’s Charities Trust – “Winikhaya”

The NLB brought an application to the High Court to declare the “Winikhaya” competition that was conducted by the Children’s Charities Trust to be an illegal lottery or an unlawful promotional competition. The High Court has found in favour of the Children’s Charities Trust and made a ruling that the NLB did not have the necessary *locus standi* in terms of the Act.

The NLB appeal the matter. The **Supreme Court of Appeal** on **1 December 2008** ruled in favour of the NLB and the Trust had to cease conducting the illegal competition. The Trust applied to the **Constitutional Court** for leave to appeal which dismissed on **20 January 2009**. The Board has since approached the Asset Forfeiture Unit to assist in forfeiting the proceeds that the Trust made with this illegal competition.

Consumer Legislation

At present the current Consumer Affairs Act No. 71 of 1988 is still in operation. The new **Consumer Protection Act No. 68 of 2008** was signed by the President on **29 April 2009**, due to come into operation in April 2010. Chapters 1 and 5 and section 120 have been scheduled to come into operation on **29 April 2010**. The rest of the Act, including section 36 that deals with promotional competitions will be effective on **29 October 2010**. Section 54 of the Lotteries Act is being repealed by the new Consumer Act. However, the NLB is expected to regulate and police promotional competitions until Section 36 of the Consumer Protection Act comes into effect on 29 October 2010.

National Lotteries Board

Activities of the Board

continued

While the new Consumer Protection Act will regulate promotional competitions, the NLB will always be responsible for the regulation and policing of all illegal lotteries and competitions, most of which are conducted as SMS competitions.

COMPLIANCE DIVISION

The Board conducts a compliance programme which is aligned with the requirements of the license granted by the Minister.


Activity	Frequency
*National Lottery Licence Compliance	
Lottery Draw Inspections.	A minimum of four inspections are randomly conducted each month with the focus being on draw-based games (i.e. Lotto; Lotto Plus and PowerBall).
Monitoring and reconciliation of Lottery sales, and draw information.	Daily
Reconciliation of weekly NLDTF payments.	Weekly
Prize payout audits.	Continuous
Scratch card audits and security inspections of draw equipment, lottery systems and processes.	Continuous
Subscription players audit.	Continuous
Retailer Audits (including till point ticket sales) are conducted both by physically verifying compliance information at Retailer premises and desktop reviews.	10 per cent of retailer base, on a continuous basis.
Lottery Operator's Social Responsibility Program Audits.	Continuous and report Annually
*NLDTF Compliance	
Pre- and Post-Grant Site visits on NLDTF applicants and beneficiaries.	Continuous
Inquiry and Investigation of reported irregularities on funded projects.	Continuous

In the year under review the Board had identified two incidents which warranted the imposition of penalties.

BENEFICIARY RELATIONS

The Beneficiary Relations Department assists beneficiaries when they experience difficulty in obtaining information regarding their applications and grant payments. The queries are received directly via telephone, fax, email or regular post or through the office of the NLB Executive, the Distributing Agency members, the Department of Trade and Industry or Members of Parliament. Beneficiary and applicant queries are also addressed by the Information Centre through a share-call number. The Information Centre is in a position to provide basic information on the status of applications and payments.

Given the difficulty experienced by the NGO sector to raise funds for their various activities, beneficiaries are becoming more and more reliant on the NLDTF in order to achieve their goals. This means that the amounts requested are larger than previously and additional pressure on the NLDTF to process applications and make payment to successful applicants. Applicants continue to be concerned that the application process is longer than they would like it to be. While there has been progress made in this regard, there remains a challenge while the Board awaits amendment to the current legislation.





National Lotteries Board

Activities of the Board

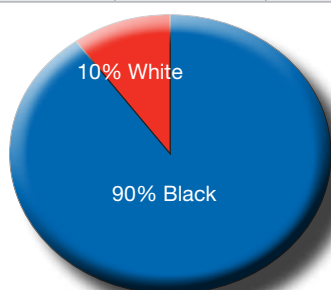
continued

STAFF OF THE BOARD

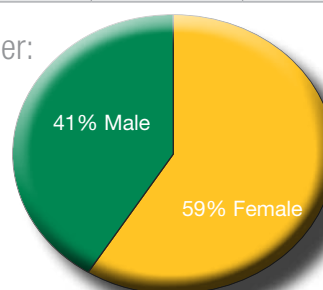
The staff of the Board has increased to 121 in the period under review (107 in 2009) with 90% of the Board's staff being black (90% in 2009 as well). The female component of the Board's staff is 59% (58% in 2009). There are no female Executives.

	African	Coloured	Indian	White	Total
Executive	-	1	1	-	2
Management	3	1	2	1	7
Staff	94	5	2	11	112
Total	97	7	5	12	121

Equity:



Gender:



PERFORMANCE AGAINST PRE-DETERMINED OBJECTIVES

The following table contains specific objectives that formed part of the Board's annual strategic plan that ordinarily can change with both time and relevant factors in the operating environment. The Board's performance against these objectives are reflected together with supporting comments where required.


Objective/Goal	Activities	Measurement/KPI	Target: 2009/10	Results	Reason for Variance
1. Improve regulation of the Lottery	Increase retailer Audits	Number of retailers Audited	10% of Installed Retailer Base	10.4% achieved	
	Increase monitoring of Marketing Spend	Number of marketing spend audits	4 Audits	4 Audits completed	
	Increase Monitoring of Security	Number of Secure Area audits	4 Audits	4 Audits completed	
	Increase Monitoring of Instant Tickets Inventory	Number of visits to warehouse	12 Audits	5 Audits of central warehouse. 3 Audits of regional warehouses	Inadequate staff resources.
	Increase Monitoring of Social Responsibility Programmes	Number of audits of SR program components	4 Audits	4 Audits completed	
	Conduct Gambling impact study	Study complete and report prepared	1 st study complete and findings reviewed	Gambling study commenced but not complete.	Field Study Complete. Awaiting UNISA BMR to collate statistics and prepare draft report
	Explore 2010 opportunities	Number of additional Games and attributable increase in revenue	Games specifications complete and approved Software Changes implemented	Project abandoned	Cost of participation demanded from FIFA exceeds benefit

National Lotteries Board

Activities of the Board

continued

Objective/Goal	Activities	Measurement/KPI	Target: 2009/10	Results	Reason for Variance
2. Increase the Capacity of the NLB	Upgrade technology support	Upgrade to GMS, workstations and servers	Complete	Complete	
	Increase Site Visits	Number of site visits	Minimum of All Requested by DA & Board	Achieved. 73 visits were requested & carried out.	
	Succession planning	Appointment of new Board and COO	complete	Achieved	
	Expand staff	Number of new appointments	Additional 10 staff	Achieved	
	Develop training	Training material and delivery complete	Complete	Achieved	
	Improve performance management system	Strategic objectives linked to individual performance	Complete	Achieved	
	Enforce compliance with all applicable legislation	Number of non-compliant issues reported by AG	Zero	Achieved - pending external audit finalisation	
	Establish Supply Chain Management unit within Finance	Supply Chain Management unit established	Supply Chain Management unit established	Not Achieved	Staff turnover. Coordinator left unit & position was re-advertised Feb 2010.
	Improve Document Management	Document Management Policy and support system implemented	Document Management Policy and support system implemented	Not Achieved	Policy document complete. Support system being investigated.
3. Improve NLDTF Distribution	Provide mentoring and assistance	Number of rejected applications	Reduce rejections to 40%	Not Achieved	Extensive planning and approval have been achieved and roadshows to be conducted Aug-Oct 2010
	Develop regional presence	Regional offices operational	3 Regional offices	2 Offices operational	Legal problems experienced with facilities at 3rd office. Implementation delayed.
	Explore 2010 opportunities	Number of projects	Discussions with sports DA complete	Achieved	
			Terms of Special call agreed	Achieved	
4. Improve legislation	Provide input into the amendment process to correct deficiencies	Amendments effected	Advert placed Adjudication and awards	Achieved	
			Amendments drafted and submitted	Achieved.	





National Lotteries Board

Activities of the Board

continued


Objective/Goal	Activities	Measurement/KPI	Target: 2009/10	Results	Reason for Variance
5. Adapt Organizational Structure	Independent Audit of Current Structure	Audit Complete	Auditor/Consultant appointed	Not Achieved	The project was postponed by the previous board for the new Board to reassess the matter. The matter is under discussion.
	Review of Audit findings	Findings reviewed	Findings reviewed	Not Achieved	Refer reason as stated above.
	Recommendations	Recommend-ations accepted by Board	Recommend-ations accepted by Board	Not Achieved	Refer reason as stated above.
	Adaptation/ Alignment	Alignment effected		Not Achieved	Refer reason as stated above.
6. Maintain continuity of Governance & Operations	Support and Ongoing Induction of new board members	Induction complete	Induction complete	Complete	
	Setup and support of appropriate board committees	Committees appointed	Committees appointed and operational	Complete	
7. Assume a greater grant-making Leadership Role	Consultation with other funders	Other funders consulted	Contact other funders and set up meetings	Achieved	
	Workshops	Workshops complete	Workshops complete	Not achieved	Not yet achieved, actively working on this point.
	Initiation of new Grant-making Forum	New Forum initiated		Not achieved	Still in discussion phase, objective to be revisited.
8. Develop Stakeholder Interface	Document Stakeholder Influences/ Expectations	Document complete	Document complete	Achieved.	
	Prepare schedule for consultation	Consultations complete	Consultations complete	Not Achieved	This will be followed through in 2010/2011 based on the outcomes of the Strategic Workshop of the Board.
	Develop a stakeholder engagement plan/strategy	Stakeholder strategy complete	Stakeholder strategy complete	Not Achieved	This will be followed through in 2010/2011 based on the outcomes of the Strategic Workshop of the Board.
	Develop ongoing Interaction Program	Ongoing program finalised and approved		Not Achieved	This will be followed through in 2010/2011 based on the outcomes of the Strategic Workshop of the Board.

National Lotteries Board

Activities of the Board

continued

Objective/Goal	Activities	Measurement/KPI	Target: 2009/10	Results	Reason for Variance
9. Improve Communications	Improve Publicity & Image	Number of Press releases and adverts	1 press release per month	Not Achieved.	NLB issued 6 releases. We have also approved a few press releases from Beneficiaries. This has to be closer monitored since we currently only approve those who send releases to us.
	Develop Internal Communication Function	Internal Communication Function operational	Form of Internal Communication approved and Staff Newsletter launched	Achieved.	
	Upgrade functionality of Website	Website fully functional	Website fully functional	Not Achieved	Procurement process took longer than expected.
	Improve monitoring of Beneficiary obligations wrt publicity	All beneficiaries receiving large grants (>R1m) complying with requirements	All beneficiaries receiving large grants (>R1m) complying with requirements	Not Achieved	Lack of internal capacity. The function will be outsourced.
	Improve publicity at Retailers	Lottery Players able to access info on NLDTF at retailers	Develop newsletter and Distribute first issue	Not Achieved	Lack of internal capacity. The function will be outsourced.
10. Improve Governance	Establish Fraud reporting mechanism (Whistle-blowing)	Whistle Blowing mechanism operational	Whistle Blowing mechanism operational	Not Achieved	Partially achieved. Service providers are currently being sourced.
	Improve DA governance(adjudication, under-allocation, timeframes, double funding, funding policy, funding model)	Funding and Adjudication Policies developed and amendment to act effected	Funding and Adjudication Policies developed and amendment to the Act effected	Not Achieved	Policies and regulations are currently being developed by DTI in consultation with the Board
	Establish SLA's with all DA's	SLA signed	SLA signed & Operational	Not Achieved	Documents have been circulated to DA's for finalisation
	Strengthen NLB governance	NLB governance totally compliant with PFMA and King II	NLB governance totally compliant with PFMA and King II	Achieved	





National Lotteries Board

Activities of the Board

continued

RECOMMENDATIONS OF THE BOARD IN TERMS OF SECTION 12(6)(b)

In terms of section 12(6)(b) of the Lotteries Act, the Annual and Audit Report of the Board shall include recommendations made by the Board with regard to any amendments to the Act or regulations issued under the Act in order to improve the execution of the functions of the Board.

To date, the Board has made recommendations with respect to the following matters:

Matter for which amendment is required	Relevant Section	Year of Submission:
1. Appointment and Function of Distributing Agencies		
There is no oversight of the activities of the Distributing Agencies.	10, 28, 29, 30	2006
The Distributing Agencies are not audited.	28, 29, 30	2006
Distributing Agency members are appointed in their personal capacity.	28, 29, 30	2006
Distributing Agencies do not conform strictly to the regulations in making grants.	28, 29, 30	2006
Distributing Agencies receive no direction in respect of funding policy.	28, 29, 30	2006
2. Funding		
Replacement of Reconstruction and Development Program (RDP) as a category.	27	2003
Inclusion of Natural Persons as beneficiaries.	28(5), 29(5), 30(5)	2003
Addition of other funding models to the current application based.	28, 29, 30	2005
Inclusion of provisions for withdrawing erroneous and irregular grants.	33	2005
Removal of the requirement to have prescribed forms for application.	28, 29, 30	2005
Clarification of the ambiguity of "who" pays the recipient.	32	2005
3. Award of Licence to operate the National Lottery		
Inclusion of regulations specifying detailed processes for application, adjudication and award of Licence.	13	2007
Amendment to clarify definitions of "Political Office Bearer" and others.	1	2007
Amendment to clarify definitions of Lottery to include SMS competitions and other technology based games.	1	2007
4. The National Lottery		
Review of Licencing model to accommodate the possibility of separate licences for separate games, interim licences during litigation and a state operated lottery.	13	2007
Amendment to the process for the approval of Instant Games.	14(2)(g)	2005
5. General		
Review of the involvement of the Minister of Finance in various sections of the Act.		2006
Removal of the phrase "any other law".	57 (1)(b)	2006
Review policing of unlawful lotteries.		2006
Clarify "locus standi" of the Board to litigate.		2007

National Lotteries Board

Activities of the Board

continued

NATIONAL LOTTERY DISTRIBUTION TRUST FUND

Section 22 of the Lotteries Act identifies the Board as the Trustee of the National Lottery Distribution Trust Fund (NLDTF). Reporting on the activities of the fund to Parliament is done through the Department of Trade and Industry.

Distributing Agencies

The Members of the Distributing Agencies are appointed by the Minister of Trade and Industry in consultation with the relevant Cabinet Minister after a process of public nomination. The primary role of the Distributing Agency is to adjudicate applications for funding in accordance with the Lotteries Act and related Regulations.

The Minister of Trade and Industry, in consultation with the Minister of Sport and Recreation, appointed an additional 5 Members to the Sport and Recreation Distributing Agency on 2nd December 2009. The new members are:

- Mr R R Mali
- Dr. H J Adams
- Prof. A L Travill
- Mr E M Ncula
- Mr V Petersen

The Department of Trade and Industry has also called for public nominations for additional Members to serve on the Arts, Culture and National Heritage Distributing Agency.

Call for Applications


While every effort is made to make regular calls for application, the timing for the announcement of a new call for applications is determined by the number of applications received in the last call. The Distributing Agencies attempt to adjudicate most of the applications received in the previous call before a new call is made. Some applications are adjudicated in the next financial year.

The Board and the Distributing Agencies understand the difficulties faced by most NGO's to raise funds in order to carry out their mandate. We are also aware increased dependency on NLDTF funds. The Board continues to look at ways in order to reduce the turnaround time. In trying to achieve this, the Board also requires the cooperation of applicants who should submit applications as early as possible since every attempt is made to process and adjudicate applications chronologically. This is specifically important for those applicants whose projects have set timeframes. New grants cannot be paid out before reports on previous grants have been submitted.

The deadline for applications in the period under review has been as follows:

- | | |
|---|------------------|
| • Arts, Culture and National Heritage 2010 Special Projects Call: | 7 July 2009 |
| • Arts, Culture and National Heritage: | 29 January 2010 |
| • Charities: | 11 December 2009 |
| • Sport and Recreation: | 19 June 2009 |

The application pack (advert and guidelines) is made available in isiZulu and sePedi. The Board's Information Centre Staff are able to help explain the application form and guidelines in all 11 official languages.





National Lotteries Board

Activities of the Board

continued

Criteria and Focus Areas:

In the last call for applications, all applicants had to submit the following in support of their application:

1. The prescribed application form, currently FORM 05/1;
2. Approved founding document, including a dissolution clause;
3. Proof of registration as a non-profit organisation;
4. Business plan; and
5. Budget.

Private companies, Closed Corporations, non-registered clubs and any profit-making enterprises are excluded from applying for funding.

Each year, the relevant Distributing Agency identifies focus areas for their sector's funding. These are clearly identified in the call for applications as well as the guidelines that accompany every application pack. Applicants are advised to take careful note of the focus areas to avoid unnecessary disappointment should their application fall outside these areas. Details of previous calls for applications can be found on the NLDTF FUNDING link of the Board's website, www.nlb.org.za

The status of applications received is as follows:

Sector	No. applications received for the 2009 call	No. applications received for the 2010 call	No. applications left at 31 March 2010
Charities	3 960	4 065	4 434
Sport	859	1 972	294
Arts, Culture & National Heritage	600	1 189 (838 + 351 special arts call)	775
Miscellaneous	n/a	76	3

NLDTF Allocations

For the period 01 April 2009 to 31 March 2010, the breakdown of the funding process is as follows:

Category	Amount Available for Distribution R million	No. of Approved Beneficiaries	Amount Allocated R million
Arts, Culture & National Heritage	1 190,0 (28%)	188	1 230,7 (36%)
Charities	1 912,4 (45%)	1 383	1 402,2 (41%)
Miscellaneous Purposes	212,5 (5%)	3	127,1 (4%)
Sport & Recreation	935,0 (22%)	742	649,4 (19%)
TOTAL	4 249,9 (100%)	2 316	3 409,4 (100%)

National Lotteries Board

Activities of the Board

continued

For the period 01 April 2009 to 31 March 2010, the distribution of good cause funding per province and per sector is as follows:

	Arts, Culture & National Heritage	Charities	Sport & Recreation	Miscellaneous Purposes	TOTAL
	R million	R million	R million	R million	R million
National Bodies	125,3	177,5	223,0	127,1	652,9
Eastern Cape	84,5	114,7	49,2	-	248,4
Free State	7,7	99,4	36,5	-	143,6
Gauteng	541,3	376,7	60,8	-	978,8
KwaZulu Natal	222,6	152,7	31,7	-	407,0
Limpopo	41,0	50,1	76,5	-	167,6
Mpumalanga	11,7	70,7	50,4	-	132,8
Northern Cape	11,4	27,4	24,2	-	63,0
North West	13,7	43,0	51,0	-	107,7
Western Cape	171,5	290,0	46,1	-	507,6
TOTAL	1 230,7	1 402,2	649,4	127,1	3 409,4

A list of all organisations that received grant payments from the NLDTF in the period under review appears, together with the amounts received, at the end of this report.

For details of National Lottery Ticket Sales per Province refer to the National Lottery statistics in the ACTIVITIES OF THE BOARD section, at the beginning of this report.

CORPORATE GOVERNANCE

The National Lotteries Board is committed to standards of corporate governance.


Composition

The Board currently comprises, in addition to the Chairperson, six non-executive members. Sadly, Mr Obed Shabangu passed away in May 2010.

Role and responsibilities of the Board

The role and responsibilities of the board are:

1. To act as the focal point for, and custodian of, corporate governance by managing its relationship with management, the shareholders and other stakeholders of the Board along with sound corporate governance principles.
2. To appreciate that strategy, risk, performance and sustainability are inseparable and to give effect to this by:
 - a. Contributing to and approving the strategy.
 - b. Satisfying itself that the strategy and business plans do not give rise to risks that have not been thoroughly assessed by management.
 - c. Identifying key performance and risk areas.
 - d. Ensuring that the strategy will result in sustainable outcomes.
 - e. Considering sustainability as a business opportunity that guides strategy formulation.
 - f. Providing effective leadership on an ethical foundation.
 - g. Ensuring that the Board is seen to be a responsible corporate citizen by having regard to not only the financial aspects of the business of the Board but also the impact that business operations have on the environment and the society within which it operates.





National Lotteries Board

Activities of the Board

continued

- h. Ensuring that the Board's ethics are managed effectively.
 - i. Ensuring that the Board has an effective and independent audit committee.
 - j. Being responsible for the governance of risk.
 - k. Ensuring that the Board complies with applicable laws and considers adherence to non-binding rules and standards.
 - l. Ensuring that there is an effective risk-based internal audit.
 - m. Ensuring the integrity of the Board's integrated report.
3. To act in the best interests of the Board by ensuring that individual Members:
- a. Adhere to legal standards of conduct.
 - b. Are permitted to take independent advice in connection with their duties following an agreed procedure.
 - c. Disclose real or perceived conflicts to the Board and deal with them accordingly.
 - d. Deal in securities only in accordance with the policy adopted by the board
 - e. Commence business rescue proceedings as soon as the Board is financially distressed
 - f. Appoint and evaluate the performance of the Chief Executive Officer.

COMMITTEES OF THE BOARD

Subject to those matters reserved for its own decision, the Board delegates certain responsibilities to a number of standing committees: the Audit, Risk, Ethics and Social Responsibility, Nominations, Board and DA, HR and Remuneration and Legal and Compliance Committee.

The report of the Audit Committee is reflected on pages 21 to 22 of this Report.

Nominations Committee

The Nominations Committee is constituted as a committee of the Members of the National Lotteries Board (NLB).

Role

The role of the Nominations Committee is to assist the Board to ensure that:-

1. The Board has the appropriate composition for it to execute its duties effectively;
2. Members are appointed through a formal process;
3. Induction and ongoing training and development of members take place; and
4. Formal succession plans for the board, chief executive officer and senior management appointments are in place.

Board and Distributing Agencies Committee

The Board and Distributing Agencies Committee is constituted as a committee of the Members of the National Lotteries Board (NLB) and the Chairpersons and Deputy Chairpersons of the appointed Distributing Agencies.

Role

The role of the Board and Distributing Agencies Committee is to assist the Board to ensure that:-

1. Factors to consider in the planning, establishment, operation. monitoring and review of National Lottery Distribution Trust Fund's (NLDTF) grant funding are addressed.
2. A forum is created for strategic, management and administration processes to be discussed to streamline processes.
3. There is sufficient staff capacity for the Distributing Agencies: The work incidental to the performance of the functions of an agency shall be performed by employees of the NLB as the Board may designate for that purpose.

National Lotteries Board

Activities of the Board

continued

4. Distributing Agencies submit reports in writing to the Board in terms of Regulation Nr 7013 dated Feb 2001.
5. Beneficiary Organisations to whom grants have been made submit reports in terms of Regulation 7013 dated 22 Feb 2001.
6. Not less than 5% of the total amount at the disposal of the agency for grants shall in any financial year be allocated in respect of every Province of the Republic.

Human Resources and Remuneration Committee

The Human Resources and Remuneration Committee is constituted as a committee of the Members of the NLB.

Role

The role of the Human Resources and Remuneration Committee is to work on behalf of the Board and be responsible for its recommendations within the Committee's Charter to:

1. Determine, agree and develop the NLB's general policy on staff remuneration.
2. Determine specific remuneration packages for senior management of the NLB, including but not limited to basic salary, benefits in kind, any annual bonuses, performance-based incentives, pensions and other benefits.
3. Determine any criteria necessary to measure the performance of senior management in discharging their functions and responsibilities.
4. Encourage all staff members to enhance the NLB's performance and to ensure that they are fairly, but responsibly, rewarded for their individual contributions and performance.

Legal and Compliance Committee

The Legal and Compliance Committee is constituted as a committee of the Members of the NLB.

Role

The Legal and Compliance Committee has an independent role, operating as an overseer of all legal and compliance related matters and makes recommendations to the Board for consideration and final approval. The Committee further:

1. Develops, maintains and implements effective policies and plans for legal and compliance management that will enhance the NLB's ability to achieve its strategic objectives.
2. Develops, maintains and reviews a legal register, for both strategic and operational risks that may affect the NLB.
3. Develops, maintains and implements a system for effective monitoring and evaluation of legal and compliance related risks.
4. Ensures that the disclosure regarding legal and compliance risk and risk exposure is comprehensive, timely, and relevant.


Risk Committee

The Risk Committee is constituted as a committee of the Board of the NLB, from which it derives its authority, and to which it regularly reports. There is some cross-membership between the Risk Committee and the Audit Committee, with the Chairperson of the one committee serving as an ex- officio member of the other.

Role

The Risk Committee for the period reviewed discharged its responsibilities amongst others to:

Review significant financial and other risk exposures and the steps management has taken to monitor, control and report such exposures.





National Lotteries Board *Activities of the Board* continued

1. Evaluate risk exposure and tolerance.
2. Receive from management updates regarding organization-wide compliance with laws and regulations.
3. Make reports to the Audit Committee.
4. Escalate other significant issues, including but not limited to, the Audit Committee or the Board.

Ethics and Social Responsibility Committee

The Ethics and Social Responsibility Committee consists of four Members of the Board and is scheduled to meet at least four times per annum as per its approved Charter. It is envisaged that an external co-opted member who will be an ethics expert will be appointed in the next financial year. This member will attend meetings as required.

Role – Ethics

1. Compilation of an ethics risk and opportunity profile;
2. Developing and reviewing a code of ethics;
3. Ensuring that there is effective training in the code of ethics at all levels;
4. Integration of ethical standards into the NLB's strategy and operations;
5. Setting up monitoring, reporting and accountability processes;
6. Assessing reports and overseeing subsequent actions following breaches of the ethics policy or allegations of misconduct;
and
7. Liaison with stakeholders over ethical issues.

Role – Social Responsibility

1. Compilation of a Social Responsibility profile;
2. Developing and reviewing a Social Responsibility charter;
3. Ensuring that there is effective training in effecting the guidelines of the charter at all levels;
4. Integration of Social Responsibility standards into the NLB's strategy and operations;
5. Setting up monitoring, reporting and accountability processes;
6. Assessing reports and overseeing subsequent actions following breaches of the Social Responsibility Charter; and
7. Liaison with stakeholders over Social Responsibility issues.
8. Determine the format and monitor the Social Responsibility report of the National Lottery Operator.
9. Determine the format and monitor the quarterly reports of the Distributing Agencies as identified in the regulations.

National Lotteries Board

Report of the Audit Committee

NATIONAL LOTTERIES BOARD (“NLB”) AND THE NATIONAL LOTTERY DISTRIBUTION TRUST FUND (“NLDTF”)

Report of the Audit Committee

The Audit Committee is pleased to present its report for the financial year ended 31 March 2010.

Audit Committee Members and Attendance

The Audit Committee consists of the non-executive members listed hereunder and meets at least four times per annum as per its approved terms of reference. During the current financial year six meetings and two workshops were held.

The term of office of Board committee members N Axten and S Thomas has expired during December 2009 and new members of the Board appointed to the committee were M Mokoka, P Loyilane, G Negota and Z Ntuli.

Name of Member	Number of meetings attended	Apologies	Total
N Axten (Chairperson until 02 Dec 2010)	4	0	4
R K Nayager (Member re-appointed June 2010)	2	2	4
J F J Scheepers (Member re-appointed June 2010)	4	0	4
S Thomas (Member until 02 Dec 2010)	4	0	4
M Mokoka (Chairperson as from Feb 2010)	2	0	2
P Loyilane (Member as from Feb 2010)	2	0	2
G Negota (Member as from Feb 2010)	0	2	2
Z Ntuli (Ex Officio-Chairperson of Risk Committee as from Feb 2010)	1	1	2

The External Auditors, the Chief Executive Officer, Internal Auditors, Chief Financial Officer as well as the Chief Operating Officer have a standing invitation to audit committee meetings and have attended most of the meetings during the year under review.

The internal and external auditors, in their capacity as auditors to the organisation, attended and reported at meetings of the audit committee.

Audit committee agendas provide for confidential meetings between the committee members and the internal and external auditors.

Audit Committee Responsibility


The Audit Committee reports that it has complied with its responsibilities arising from Treasury Regulations 3.1.13, 27.1.7 and 27.1.10(b) and (c) issued in terms of the Public Finance Management Act 1 of 1999, as amended by Act 29 of 1999.

The Audit Committee also reports that it has adopted appropriate formal terms of reference as its audit committee charter as delegated to it by the Board, has regulated its affairs in compliance with this charter and has discharged all its responsibilities as contained therein.

Risk Management Committee

There is some cross-membership between the Audit Committee and the Risk Committee, with the Chairperson of the one committee serving as an ex officio member of the other. The Committee is an integral component of the risk management process and specifically the Committee had oversight on:

1. financial reporting risks;
2. internal financial controls;





National Lotteries Board

Report of the Audit Committee

continued

3. fraud risks as it relates to financial reporting; and
4. IT risks as it relates to financial reporting.

The effectiveness of internal control

Where weaknesses were identified in internal controls, corrective action was taken to eliminate or reduce the risks. The Audit Committee is of the opinion, based on the information and explanations given by management and the outsourced internal auditors and discussions with the independent external auditors on the results of their audits, that the internal controls of the NLB have operated effectively throughout the year under review, and where internal controls did not operate effectively, compensating controls have ensured the NLB's assets have been safeguarded, proper accounting records maintained and resources utilized efficiently.

The Audit Committee is satisfied with the content and quality of monthly and quarterly reports prepared and issued by the NLB during the year under review.

Distributing Agencies

Disbursements of grants are made on terms, conditions and the authority of the Distributing Agencies (DA's). These grants are made at the discretion of the DA's and it remains a concern of the Audit Committee that these decisions are not specifically audited by any Authority.

Internal Audit

The initial outsourced internal audit contract has expired during the year and after a break, has been extended. The internal audit coverage plan for the year, as agreed with Management and approved by the Audit Committee, was successfully executed.

Irregular Expenditure

As per National Treasury Practice Note No. 4 of 2008/2009, Treasury Regulations require accounting officers and accounting authorities to disclose all irregular expenditure incurred by their organisation as a note to the annual financial statements.

The Audit Committee wants to bring notes 26.1 and 26.2 on pages 49-50 to the attention of the reader.

Evaluation of Financial Statements

The Audit Committee has:

1. reviewed and discussed the audited annual financial statements to be included in the annual report with the Auditor-General and the Accounting Officer; and
2. reviewed the Auditor-General's management letter and management's response thereto;

The Audit Committee concurs and accepts the Auditor-General's conclusions on the annual financial statements and is of the opinion that the audited annual financial statements be accepted and read together with the report of the Auditor-General.

Ms M Mokoka
Chairperson



National Lotteries Board *Board Report*

BOARD REPORT

The National Lotteries Board presents its twelfth Annual Report, which is supplementary to the audited Financial Statements of the National Lotteries Board (NLB) and the National Lottery Distribution Trust Fund (NLDTF) for the year ended 31 March 2010.

1. NATURE OF OPERATIONS

The NLB is the regulator of the National Lottery and other lotteries as identified in the Lotteries Act, 1997 (Act No. 57 of 1997). Gidani (Pty) Ltd is a private company that currently operates the National Lottery under licence from the Government. The Operator of the National Lottery pays monies into the NLDTF in terms of the licence agreement. These proceeds are destined for good causes as specified in the Lotteries Act, and allocated to applicants who meet the required criteria by Distributing Agencies appointed by the Minister of Trade and Industry. The NLB manages the NLDTF and accounts for all running costs. The NLB withdraws the necessary funds required for running costs from the NLDTF, based on overall annual budget approval by the Minister of Trade and Industry.

2. STATEMENT OF RESPONSIBILITY

The Board is responsible for the maintenance of adequate accounting records and the preparation and integrity of the financial statements and related information. The auditors are responsible to report on the fair presentation of the financial statements and the results of the operations. The financial statements have been prepared in accordance with the basis of preparation as set out in the accounting policies and notes to the NLB and NLDTF financial statements respectively, and in the manner required by the Public Finance Management Act, 1999.

The Board is also responsible for the entity's system of internal control. These are designed to provide reasonable, but not absolute assurance as to the reliability of the financial statements, to adequately safeguard, verify and maintain accountability of the assets, and to prevent and detect misstatement and loss. Nothing has come to the attention of the Board to indicate that any material breakdown in the functioning of these controls, procedures and systems has occurred during the year under review.

The financial statements have been prepared on the going concern basis, since the NLB Board Members have every reason to believe that the NLB has adequate resources in place to continue in operation for the foreseeable future.

3. OPERATING AND FINANCIAL REVIEW

Being a regulatory body, the NLB's objectives are prescribed in the Lotteries Act. It is the NLB's continuous aim to meet or exceed these objectives. The NLB underwent substantial growth during the period under review in terms of its asset base, personnel and general service delivery. Regional offices have been established in East London and Polokwane. These are currently considered to be pilot sites, with the intention to expand into the rest of the country in the medium to long term. The Chairperson's report covers all accomplishments in greater detail. Functions directly related to the Lotteries Act and business plans are predominantly on track. It is anticipated though, that following the replacement of the Board Members with effect from 3 December 2009, there could be some changes in the medium term. Cabinet has also finally appointed the full complement of Distributing Agency Members for the Sport Sector, as well as formalised the appointment of the Chairperson and the Deputy Chairperson for the Arts & Culture Distributing Agency.

Lottery ticket sales for the financial year 2009/2010 amounted to R4.7 Billion inclusive of vat, of which 34% was contributed to the NLDTF. An improvement noted on the previous year which is mainly due to a new game "Powerball" having been launched by Gidani in October 2009. Grants allocated to good causes also increased by 60% over the previous year. The financial results of the NLB and the NLDTF are otherwise fully dealt with in the attached Financial Statements.



National Lotteries Board *Board Report*

continued

4. MEMBERS OF THE BOARD

Board Members	Appointed	Re-appointed	Extended	Term ended
Mr Joseph A Foster (Chairperson)		03/12/2003	17/12/2008	02/12/2009
Mr Norman Axten		03/12/2003	17/12/2008	02/12/2009
Ms Nora Fakude-Nkuna		03/12/2003	17/12/2008	02/12/2009
Mr Henry Makgothi		03/12/2003	17/12/2008	02/12/2009
Ms Shelley Thomas		03/12/2003	17/12/2008	02/12/2009
Mr George M Negota		03/12/2009		
Prof. Ntshengedzeni A Nevhutanda (Chairperson)	03/12/2009			
Ms Ndileka E P Loyilane	03/12/2009			
Ms Mathukana Mokoka	03/12/2009			
Prof. Govindasamy Reddy	03/12/2009			
Mr Obed M Shabangu	03/12/2009 - Deceased 05/05/2010			
Ms Zodwa Ntuli (Minister's Nominee)	03/12/2009			

5. EMOLUMENTS AND REMUNERATION

The notes to the Financial Statements provide full disclosure in respect of Board Members' emoluments, Distributing Agency Members' emoluments, Committee Members' emoluments and Senior Management remuneration.

6. MATERIALITY FRAMEWORK IN TERMS OF TREASURY REGULATION 28.1.5.

For purposes of material (sections 50(1), 55(2) and 66(1) of the Public Finance Management Act) and significant (section 54 (2) of the Public Finance Management Act), the Board developed and agreed on a framework of acceptable levels of materiality and significance. Overall materiality for the period under review was agreed as being approximately 0.5% of prior year actual expenditure. This amounts to R250 000 and R6 600 000 for the NLB and NLDTF respectively.

7. INTERNAL AUDIT

The NLB has outsourced the internal audit function as envisaged in section 51(1) (a) (ii) of the PFMA to SAB&T Inc. Chartered Accountants (SA). They have conducted their assignment in accordance with the standards set by the Institute of Internal Auditors, and in terms of the internal audit coverage plan as approved by the Audit Committee. SAB & T's contract with the NLB was extended to completion of the 2009/2010 audit plan. The NLB has embarked on a process of appointing internal audit services for the ensuing period.

8. EXTERNAL AUDIT

The Auditor-General will continue to perform the statutory audit in accordance with the Lotteries Act, 1997 (Act No. 57 of 1997) and the Public Audit Act, 2004 (Act No. 25 of 2004).

The Financial statements set out on pages 28 to 53 for the National Lotteries Board and pages 57 to 71 for the National Lottery Distribution Trust Fund were approved by the Board and are signed on their behalf.

N A Nevhutanda
Chairperson
30 July 2010

V Ram
Chief Executive Officer



National Lotteries Board (NLB)
Annual Financial Statements
for the year ended 31 March 2010



REPORT OF THE AUDITOR-GENERAL TO PARLIAMENT ON THE FINANCIAL STATEMENTS OF THE NATIONAL LOTTERIES BOARD FOR THE YEAR ENDED 31 MARCH 2010

REPORT ON THE FINANCIAL STATEMENTS

Introduction

I have audited the accompanying financial statements of the National Lotteries Board, which comprise the statement of financial position as at 31 March 2010, and the statement of financial performance, statement of changes in net assets and cash flow statement for the year then ended, and a summary of significant accounting policies, as set out on pages 28 to 51.

Accounting Authority's responsibility for the financial statements

The accounting authority is responsible for the preparation and fair presentation of the financial statements in accordance with South African Standards of Generally Recognised Accounting Practice (SA Standards of GRAP) and in the manner required by the Public Finance Management Act of South Africa. This responsibility includes: designing, implementing and maintaining internal control relevant to the preparation and fair presentation of financial statements that are free from material misstatement, whether due to fraud or error; selecting and applying appropriate accounting policies; and making accounting estimates that are reasonable in the circumstances.

Auditor-General's responsibility

As required by section 188 of the Constitution of South Africa and section 4 of the Public Audit Act of South Africa, my responsibility is to express an opinion on the financial statements based on my audit.

I conducted my audit in accordance with International Standards on Auditing and *General Notice 1570 of 2009 issued in Government Gazette 32758 of 27 November 2009*. Those standards require that I comply with ethical requirements and plan and perform the audit to obtain reasonable assurance about whether the financial statements are free from material misstatement.

An audit involves performing procedures to obtain audit evidence about the amounts and disclosures in the financial statements. The procedures selected depend on the auditor's judgement, including the assessment of the risks of material misstatement of the financial statements, whether due to fraud or error. In making those risk assessments, the auditor considers internal control relevant to the entity's preparation and fair presentation of the financial statements in order to design audit procedures that are appropriate in the circumstances, but not for the purpose of expressing an opinion on the effectiveness of the entity's internal control. An audit also includes evaluating the appropriateness of accounting policies used and the reasonableness of accounting estimates made by management, as well as evaluating the overall presentation of the financial statements.

I believe that the audit evidence I have obtained is sufficient and appropriate to provide a basis for my audit opinion.

Opinion

In my opinion, the financial statements present fairly, in all material respects, the financial position of the National Lotteries Board as at 31 March 2010, and its financial performance and its cash flows for the year then ended, in accordance with South African Standards of Generally Recognised Accounting Practice (SA Standards of GRAP) and in the manner required by the Public Finance Management Act of South Africa.

Emphasis of matter

I draw attention to the matters below. My opinion is not modified in respect of these matters:

Restatement of corresponding figures

As disclosed in note 27 to the financial statements, the corresponding figures for 31 March 2009 have been restated as a result of an error discovered during 2010 in the financial statements of the National Lotteries Board at, and for the year ended, 31 March 2009.



Irregular expenditure

As disclosed in note 26 to the financial statements, irregular expenditure to the amount of R3,8 million was incurred as the prescribed procurement processes had not been followed.

REPORT ON OTHER LEGAL AND REGULATORY REQUIREMENTS

In terms of the PAA of South Africa and *General notice 1570 of 2009, issued in Government Gazette No. 32758 of 27 November 2009*, I include below my findings on the report on predetermined objectives, compliance with the PFMA and financial management (internal control).

Findings

Predetermined objectives

Usefulness of reported performance information

The following criteria were used to assess the usefulness of the planned and reported performance:

- Consistency: Has the entity reported on its performance with regard to its objectives, indicators and targets in its approved annual performance plan, i.e. are the objectives, indicators and targets consistent between planning and reporting documents?
- Relevance: Is there a clear and logical link between the objectives, outcomes, outputs, indicators and performance targets?
- Measurability: Are objectives made measurable by means of indicators and targets? Are indicators well defined and verifiable, and are targets specific, measurable, and time bound?

The following audit findings relate to the above criteria:

Planned and reported performance targets not specific, measurable and time bound

For the selected objectives, 24% of the planned and reported targets were not:

- specific in clearly identifying the nature and the required level of performance;
- measurable in identifying the required performance;
- time bound in specifying the time period or deadline for delivery.

Compliance with laws and regulations

No matters to report.

INTERNAL CONTROL

I considered internal control relevant to my audit of the financial statements and the report on predetermined objectives and compliance with the PFMA, but not for the purposes of expressing an opinion on the effectiveness of internal control. The matters reported below are limited to the deficiencies identified during the audit.

Financial and performance management

Quality, reliable monthly management information

Pertinent information is not identified and captured in a form and time frame to support performance reporting.

Auditor-General

Pretoria

31 July 2010



National Lotteries Board

Statement of Financial Performance

for the year ended 31 March 2010

		2010	2009
	Notes	R'000	R'000
REVENUE			
Transfers and subsidies received	1	63 733	47 634
Licence fees	2	1 308	1 308
Gains on disposal of fixed assets	3	-	25
Other income		34	116
TOTAL REVENUE		65 075	49 083
EXPENDITURE			
Administrative expenses	4	9 640	8 105
Staff costs	5	35 081	23 995
Audit fees	6	1 530	1 213
Other operating expenses	7	17 166	14 434
Depreciation and amortisation	8	1 959	1 846
TOTAL EXPENDITURE		65 376	49 593
DEFICIT FROM OPERATIONS			
		(301)	(510)
Finance income	9	301	510
SURPLUS FOR THE YEAR		-	-

National Lotteries Board

Statement of Financial Position

at 31 March 2010

		2010	2009
	Notes	R'000	R'000
ASSETS			
Non-current assets			
Property, plant and equipment	10	4 613	4 370
Intangible assets	11	2 917	3 705
		7 530	8 075
Current assets			
Trade and other receivables	12	3 576	3 718
Prepayments and deposits	13	72	-
Cash and cash equivalents	14	5 803	3 616
		9 451	7 334
Total assets		16 981	15 409
LIABILITIES			
Non-current liabilities			
Deferred income: Licence fees	15	5 422	6 730
Current liabilities			
Trade and other payables	16	5 241	4 552
Deferred operating lease liability	17	5 010	2 819
Current portion of deferred income	15	1 308	1 308
		11 559	8 679
Total liabilities		16 981	15 409





National Lotteries Board

Statement of Changes in Net Assets

for the year ended 31 March 2010

Accumulated Funds

R'000

Balance of accumulated funds at 1 April 2008

-

Surplus for the year

-

Balance of accumulated funds at 1 April 2009

-

Surplus for the year

-

Balance of accumulated funds at 31 March 2010

-

National Lotteries Board

Cashflow Statement

for the year ended 31 March 2010

		2010	2009
	Notes	R'000	R'000
Cash flow from operating activities			
Cash receipts from NLDTF and other parties		63 837	47 578
Cash paid to suppliers and employees		(60 537)	(44 711)
Cash generated from operations	18	3 300	2 867
Investment income		301	510
Net cash generated from operating activities		3 601	3 377
Cash flow from investing activities			
Acquisition of property, plant and equipment		(1 414)	(2 640)
Acquisition of intangible assets		-	(2 137)
Proceeds from disposal of fixed assets		-	44
Net cash used in investing activities	19	(1 414)	(4 733)
Net increase/(decrease) in cash and cash equivalents			
		2 187	(1 356)
Cash and cash equivalents at the beginning of the year		3 616	4 972
Cash and cash equivalents at the end of the year	14	5 803	3 616





National Lotteries Board

Accounting Policies

for the year ended 31 March 2010

The following are the principal accounting policies of the NLB which are, in all material respects, consistent with those applied in the previous year:

1. Basis of preparation

The financial statements have been prepared in accordance with the Standards of Generally Recognised Accounting Practices (GRAP) issued by the Accounting Standards Board.

The financial statements have been prepared on a going concern basis and the accounting policies have been applied consistently throughout the period. The measurement base applied is historical cost.

2. Revenue recognition

Revenue is recognised when it is probable that future economic benefits will flow to the enterprise and these benefits can be measured reliably. The following specific bases apply:

Assistance from the NLDTF is based on actual operating costs for which the NLB is responsible. The NLB withdraws the amounts as and when required, based on overall approval by the Minister of Trade and Industry. Income is generally recognised as operating costs are defrayed, the end result being the surrendering of surpluses to (or recovering of any deficit from) the NLDTF, thus not accounting for any accumulated surplus.

Revenue arising from licence fees is recognised on an accrual basis in accordance with the substance of the license contract.

Interest income is accrued on a time proportion basis, taking into account the principal outstanding and the effective interest rate over the period to maturity.

Fees received from bidders are recognised as they accrue.

3. Irregular and fruitless and wasteful expenditure

Irregular expenditure means expenditure incurred in contravention of, or not in accordance with, a requirement of any applicable legislation, including:

- The PFMA, or
- Any legislation providing for procurement procedures.

Fruitless and wasteful expenditure means expenditure that was made in vain and would have been avoided had reasonable care been exercised.

Any irregular and fruitless and wasteful expenditure is charged against income in the period in which it is incurred.

National Lotteries Board *Accounting Policies*

continued

4. Retirement benefit costs

The Government Employees Pension Fund is a defined benefit fund, which provides retirement and death benefits. The previous Chairperson and the Chief Operating Officer were the only members of the Fund. Government guarantees any unfunded liability. The pension plan is generally funded by contributions from the two members and the National Lotteries Board. The contributions are charged to the statement of financial performance in the year to which they relate.

The Provident Fund to which all other employees belong is a defined contribution fund, which provides retirement, death and disability benefits. The NLB funds the plan. The contributions are charged to the statement of financial performance in the year to which they relate.

5. Property, plant and equipment

All property, plant and equipment are initially recorded at cost. Assets are stated at historical cost less accumulated depreciation and accumulated impairment losses, and are written off over the expected useful life of the asset.

The residual value and useful lives of assets are reviewed and adjusted if appropriate at the end of each financial year. Where the carrying amount of an asset is greater than its estimated recoverable amount, it is written down immediately to its recoverable amount. Depreciation is calculated on the straight-line method to write off the cost of assets to their residual values over their estimated useful lives:

Furniture and fittings	Minimum 5 years
Office equipment	Minimum 5 years
Computer equipment	Minimum 3 years
Motor vehicles	Minimum 5 years
Leasehold improvements	Remaining term of relevant lease

The gain or loss arising from the disposal or retirement of an asset is determined as the difference between the sales proceeds and the carrying amount of the asset and is recognised in or charged against income.

6. Intangible assets

Costs associated with developing or maintaining computer software programmes are recognised as an expense as incurred. Costs that are directly associated with identifiable software products controlled by the NLB and will generate economic benefits exceeding costs beyond one year, are recognised as intangible assets. Intangible assets are stated at historical cost less accumulated amortisation. The residual value and useful lives of intangible assets are reviewed and adjusted if appropriate at the end of each financial year. Where the carrying amount is greater than the estimated recoverable amount, it is written down immediately to its recoverable amount. Amortisation is calculated on the straight-line method to write off the cost of the assets to their residual values over their estimated useful lives. A minimum useful life of three years is assumed. Expenditure that enhances or extends the performance of computer software programmes beyond their original specifications is recognised as a new acquisition. Software licences with perpetual lives are capitalised and not amortised unless a replacement is contemplated, in which case amortisation will take place over the then expected remaining life.





National Lotteries Board *Accounting Policies*

continued

7. Impairment

At each reporting date, the NLB reviews the carrying amounts of its tangible and intangible assets to determine whether there is any indication that those assets may be impaired. If any such indication exists, the recoverable amount of the asset is estimated in order to determine the extent of the impairment loss (if any). If the recoverable amount of an asset is estimated to be less than its carrying amount, the carrying amount of the asset is reduced to its recoverable amount. The impairment of intangible assets with indefinite useful lives is tested on an annual basis. This is done by comparing the carrying amount with the recoverable service amount. To determine the recoverable service amount the depreciated replacement cost approach was used. Impairment losses are immediately recognised as an expense.

8. Leased assets

Operating leases

Leases of assets under which the lessor effectively retains all the risks and benefits of ownership are classified as operating leases. Payments made under operating leases are charged to the statement of financial performance on a straight-line basis as increments are based on fixed escalations, over the period of the lease. Operating leases currently relate to the premises being leased by the National Lotteries Board at Head Office and Regional Offices in East London and Polokwane.

9. Financial assets

The NLB classifies its financial assets in the following categories: at fair value through profit or loss, loans and receivables, and available-for-sale. The classification depends on the purpose for which the financial assets were acquired. Management determines the classification of its financial assets at initial recognition.

(a) Financial assets at fair value through profit or loss

Financial assets at fair value through profit or loss are financial assets held for trading. A financial asset is classified in this category if acquired principally for the purpose of selling in the short-term.

(b) Loans and receivables

Loans and receivables are non-derivative financial assets with fixed or determinable payments that are not quoted in an active market. They are included in current assets, except for maturities greater than 12 months after the statement of financial position date. These are classified as non-current assets.

The NLB's loans and receivables comprise 'trade and other receivables', 'prepayments and advances' and 'cash and cash equivalents' in the statement of financial position (notes 12, 13 and 14).

The NLB classifies its funds placed with various banking institutions in the form of fixed deposits, banker's acceptances, promissory notes and negotiable certificates of deposit as originated loans and receivables. This category of accounting for investments affords the opportunity of early conversion to cash if required, and not having to necessarily hold all instruments to maturity. These investments are also classified as current assets as it is the express intention to have all investments mature within twelve months from the reporting date. All funds are placed with high credit quality financial institutions approved by the Minister of Finance.

Cash and cash equivalents are shown at the original capital invested plus accrued interest.

National Lotteries Board *Accounting Policies*

continued

For the purposes of the cash flow statement, cash and cash equivalents comprise cash in hand, deposits held at call with banks, and investments in money market instruments that mature in less than three months and are not only considered to be low risk investments, but may also be converted to cash earlier if considered necessary.

(c) Available-for-sale financial assets

Available-for-sale financial assets are non-derivatives that are either designated in this category or not classified in any of the other categories. They are included in non-current assets unless management intends to dispose of the investment within 12 months of the statement of financial position date.

Recognition and measurement

Regular purchases and sales of financial assets are recognised on the trade date – the date on which the NLB commits to purchase or sell the asset. Investments are initially recognised at fair value plus transaction costs for all financial assets not carried at fair value through profit or loss. Financial assets carried at fair value through profit or loss are initially recognised at fair value and transaction costs are expensed in the statement of financial performance.

Financial assets are derecognised when the rights to receive cash flows from the investments have expired or have been transferred and the group has transferred substantially all risks and rewards of ownership.

Available-for-sale financial assets and financial assets at fair value through profit or loss are subsequently carried at fair value.

Loans and receivables are carried at amortised cost using the effective interest method.

Gains or losses arising from changes in the fair value of the 'financial assets at fair value through profit or loss' category are presented in the statement of financial performance within 'other (losses)/gains – net' in the period in which they arise.

Impairment of financial assets

The NLB assesses at each statement of financial position date whether there is objective evidence that a financial asset or a group of financial assets is impaired. In the case of equity securities classified as available-for-sale, a significant or prolonged decline in the fair value of the security below its cost is considered as an indicator that the securities are impaired. If any such evidence exists for available-for-sale financial assets, the cumulative loss – measured as the difference between the acquisition cost and the current fair value, less any impairment loss on that financial asset previously recognised in profit or loss – is removed from equity and recognised in the statement of financial performance.

Impairment losses recognised in the statement of financial performance on equity instruments are not reversed through the statement of financial performance.

Impairment testing of trade receivables is described in note 12.





National Lotteries Board *Accounting Policies*

continued

Cash and Cash equivalents

Cash and cash equivalents are shown at the original capital invested plus accrued interest. For the purposes of the cash flow statement, cash and cash equivalents comprise cash in hand, deposits held at call with banks, and investments in money market instruments that mature in less than three months and are not only considered to be low risk investments, but may also be converted to cash earlier if considered necessary.

10. Financial liabilities

Financial liabilities are recognised initially at fair value, net of transaction costs incurred. Borrowings are subsequently stated at amortised cost; any difference between the proceeds (net of transaction costs) and the redemption value is recognised in the statement of financial performance over the period of the borrowings using the effective interest method.

The NLB's principal financial liabilities comprise trade and other payables.

11. Provisions

Provisions are recognised when:

- the NLB has a present legal or constructive obligation as a result of past events;
- it is more likely than not, that an outflow of resources will be required to settle the obligation; and
- the amount of the obligation has been reliably estimated.

Provisions are not recognised for future operating losses.

Where there are a number of similar obligations, the likelihood that an outflow will be required in settlement is determined by considering the class of obligations as a whole. A provision is recognised even if the likelihood of an outflow with respect to one item included in the same class of obligation may be small.

Provisions are measured at the present value of the expenditure expected to be incurred, in order to settle the obligation, using a discount rate that reflects current market assessments of the time value of money, and the risks specific to the obligation. The increase in the provision due to the passage of time is recognised as interest expense.

12. Financial risk management

The NLB's activities expose it to a variety of financial risks: market risk (including currency risk, fair value interest rate risk, cash flow interest rate risk and price risk), credit risk and liquidity risk. The Board manages these risks through a risk and investment committee.

i. Market risk

The NLB's activities as a regulator do not expose it to a significant amount of market risk. Therefore no formal policies have been developed to guard against market risk.

ii. Credit risk

Credit risk arises from cash and cash equivalents and deposits with banks and financial institutions, as well as credit exposures to outstanding receivables and committed transactions. For banks and financial institutions, only banks approved by the Minister of Finance are used.

National Lotteries Board

Accounting Policies

The NLB also follows regulations issued by National Treasury to manage its exposure to credit risk. This includes spreading the investments held among reputable financial institutions.

iii. Liquidity risk

Prudent liquidity risk management implies maintaining sufficient cash and cash equivalents to meet the daily demands of the operations.

13. Critical accounting estimates and assumptions

Estimates and judgments are continually evaluated and are based on historical experience and other factors, including expectations of future events that are believed to be reasonable under the circumstances.

13.1 Critical accounting estimates and assumptions

The NLB makes estimates and assumptions concerning the future. Estimates or assumption made during the preparation of these financial statements are only to the extent described in 5, 6 and 7 above.

13.2 Critical judgments in applying the entity's accounting policies

No critical judgment was required in the drafting of these financial statements other than as described in 5, 6 and 7 above.





National Lotteries Board

Notes to the Annual Financial Statements

for the year ended 31 March 2010

1 Transfers and subsidies received

	2010	2009
	R'000	R'000
Assistance received from the NLDTF according to section 34 of the Lotteries Act	63 733	47 634

2 Licence fees

	2010	2009
	R'000	R'000
Recognition of lottery licence fees (refer note 15)	1 308	1 308

3 Gains on disposal of fixed assets

	2010	2009
	R'000	R'000
Disposal of fixed assets	-	25

4 Administrative expenses

Included in administrative expenses are the following:

	2010	2009
	R'000	R'000
Audit Committee Members' emoluments	397	406
Non-executive Board Members' emoluments	1 809	674
Distributing Agency Members' emoluments	4 703	3 374
Legal fees	846	1 857

5 Staff costs

	2010	2009
	R'000	R'000
Salaries		
-Basic salaries	25 488	15 954
-Performance awards	2 849	1 921
-Temporary staff	67	451
-Leave payments/provisions	145	581
Provident/Pension Fund contributions	2 963	2 086
Social Contributions		
-Medical	1 364	898
-UIF	153	105
-Risk benefit and management	611	463
-Skills development levy	282	178
Executive Board Member's emoluments	1 159	1 358
Total	35 081	23 995

Average number of persons employed

112 85

National Lotteries Board

Notes to the Annual Financial Statements

continued

Included in the above staff costs are the following amounts paid to or receivable by senior management: (R'000)

	Basic salary	Provident / Pension fund	Annual bonus	Travel allowance	Medical aid	Total 2010	Total 2009
CEO	899	158	95	78	42	1 272	1 121
COO	559	118	70	157	41	945	739
CFO	523	110	65	144	58	900	767

6 Audit fees

	2010	2009
	R'000	R'000
Statutory audit	1 530	1 213

7 Other operating expenses

Included in other operating expenses are the following:

	2010	2009
	R'000	R'000
Advertising and publicity	2 565	1 420
Consultants, contractors and special services	1 470	1 836
Internal audit services outsourced	381	628
Rentals in respect of operating leases (minimum lease payments) - Premises	7 621	7 378
Telephones and Fax	853	557
Travel and subsistence	2 816	1 649

8 Depreciation and amortisation

	2010	2009
	R'000	R'000
Depreciation charge	1 171	976
- Office equipment	253	178
- Motor vehicles	51	43
- Computer equipment	477	395
- Furniture and fittings	194	182
- Leasehold improvements	196	178

Amortisation of intangibles

- Computer software	788	870
Total	1 959	1 846





National Lotteries Board

Notes to the Annual Financial Statements

continued

9 Finance income

	2010 R'000	2009 R'000
Interest income		
- Loans	4	4
- Bank deposits	297	506
Total	301	510

10 Property, plant and equipment

	Office equipment R'000	Motor Vehicles R'000	Computer equipment R'000	Furniture & fittings R'000	Leasehold Improvements R'000	Total R'000
Year ended 31/3/2009						
Opening net carrying amount	612	98	696	238	1 081	2 725
Gross carrying amount	821	232	1 869	1 018	1 090	5 030
Accumulated depreciation	209	134	1 173	780	9	2 305
Additions	308	-	696	809	827	2 640
Assets disposed	-	(19)	-	-	-	(19)
Gross carrying amount	35	79	498	-	-	612
Accumulated depreciation	35	60	498	-	-	593
Depreciation charge	(178)	(43)	(395)	(182)	(178)	(976)
Closing net carrying amount	742	36	997	865	1 730	4 370
Gross carrying amount	1 094	153	2 067	1 827	1 917	7 058
Accumulated depreciation	352	117	1 070	962	187	2 688
Year ended 31/3/2010						
Opening net carrying amount	742	36	997	865	1 730	4 370
Gross carrying amount	1 094	153	2 067	1 827	1 917	7 058
Accumulated depreciation	352	117	1 070	962	187	2 688
Additions	365	165	535	280	69	1 414
Assets disposed	-	-	-	-	-	-
Gross carrying amount	145	-	34	2	-	181
Accumulated depreciation	145	-	34	2	-	181
Depreciation charge	(253)	(51)	(477)	(194)	(196)	(1 171)
Closing net carrying amount	854	150	1 055	951	1 603	4 613
Gross carrying amount	1 314	318	2 568	2 105	1 986	8 291
Accumulated depreciation	460	168	1 513	1 154	383	3 678

National Lotteries Board

Notes to the Annual Financial Statements

continued

11 Intangible assets

Intangible assets refer to the capitalised value of software costs incurred in the development of the Grant Management System used by the NLDTF, and the NLB website.

	Computer software R'000	Website R'000	Total R'000
Year ended 31/3/2009			
Opening net carrying amount	2 438	-	2 438
Gross carrying amount	3 184	43	3 227
Accumulated amortisation	746	43	789
Additions	2 137	-	2 137
Amortisation charge	(870)	-	(870)
Closing net carrying amount	3 705	-	3 705
Gross carrying amount	5 321	43	5 364
Accumulated amortisation	1 616	43	1 659
Year ended 31/3/2010			
Opening net carrying amount	3 705	-	3 705
Gross carrying amount	5 321	43	5 364
Accumulated amortisation	1 616	43	1 659
Additions	-	-	-
Amortisation charge	(788)	-	(788)
Closing net carrying amount	2 917	-	2 917
Gross carrying amount	5 321	43	5 364
Accumulated amortisation	2 404	43	2 447

Included in intangible assets is the NLB's Oracle licences acquired in March 2008, catering for 1 developer and 80 users. The licences were originally acquired in March 2008 at a total cost of R555 599. The current version of Oracle is robust, stable and sufficient for the purposes of the NLB for an indefinite period. There is no conceivable reason for the NLB to consider changing to a new platform or version in the long term. The suppliers of the licences have confirmed its perpetual life hence the NLB's decision not to amortise the original cost until such time that a replacement is contemplated, in which case amortisation will take place over the then expected remaining life.



Notes to the Annual Financial Statements

continued

12 Trade and other receivables

	2010	2009
	R'000	R'000
NLDTF	3 315	3 582
Staff loans and advances	231	101
Sundry debtors	30	35
	3 576	3 718

The fair values of trade and other receivables approximate their carrying value. As at 31 March 2010 all trade receivables are fully performing and no amounts are considered to be impaired. The NLB's maximum exposure to credit risk is the fair value of each class of receivable listed above.

13 Prepayments and deposits

	2010	2009
	R'000	R'000
Deposit on furniture ordered for the Polokwane Regional office	47	-
Rental deposit for the Polokwane Regional office	12	-
Prepayment of monthly rental for Polokwane Regional office	13	-
	72	-

14 Cash and cash equivalents

Cash and cash equivalents comprise cash and bank balances that are held with registered banking institutions and that are subject to insignificant interest rate risk. The carrying amount of these assets approximates their fair value.

	2010	2009
	R'000	R'000
Cash at bank	5 794	3 613
Cash on hand	9	3
	5 803	3 616

Cash and cash equivalents included for the purposes of the cash flow statement is equal to the list detailed above.

15 Deferred income: Licence fees

Licence fees relate to the licence awarded to Gidani (Proprietary) Limited for operating the National Lottery. Effective from October 2007, the licence is valid for seven years and will be recognised over this period (refer note 2).

	2010	2009
	R'000	R'000
Balance before current portion (brought forward)	8 038	9 346
Charged to statement of financial performance	(1 308)	(1 308)
Balance before current portion	6 730	8 038
Current portion of deferred income	(1 308)	(1 308)
Balance at end of year	5 422	6 730

National Lotteries Board

Notes to the Annual Financial Statements

continued

16 Trade and other payables

	2010	2009
	R'000	R'000
Accruals	2 651	2 287
Leave pay and bonuses	2 590	2 265
	5 241	4 552

17 Operating lease arrangements

The NLB as lessee

Effective March 2008, a lease agreement with Growthpoint (Pty) Ltd was concluded which stipulates an annual increment of ten percent, the total lease period being ten years. Effective January 2010, two new lease agreements with Ashlar Properties and ERA Real Estate were concluded which stipulate an annual increment of eight percent and ten percent respectively. The total lease period is five years for Ashlar Properties and three years for ERA Real Estate.

Charged to statement of financial performance

	2010	2009
	R'000	R'000
Growthpoint (Pty) Ltd - NLB Head Office		
- Invoiced amount	5 317	4 779
- deferred lease liability	2 174	2 599
	7 491	7 378
 Ashlar Properties – East London Regional Office		
- Invoiced amount	75	-
- deferred lease liability	13	-
	88	-
 ERA Real Estate – Polokwane Regional Office		
- Invoiced amount	38	-
- deferred lease liability	4	-
	42	-
	7 621	7 378



Notes to the Annual Financial Statements

continued

Deferred operating lease liability

Balance at beginning of the year	2 819	220
Deferred in current year	2 191	2 599
Balance at end of the year	5 010	2 819

Operating lease commitments

	2010	2009
	R'000	R'000
Minimum payments – Growthpoint (Pty)Ltd		
Payable within 1 year	5 446	4 925
2 to 5 years	27 803	25 145
More than 5 years	28 068	35 855
Total minimum payments	61 317	65 925

Minimum payments – Ashlar Properties

Payable within 1 year	305	-
2 to 5 years	1 373	-
Total minimum payments	1 678	-

Minimum payments – ERA Real Estate

Payable within 1 year	154	-
2 to 3 years	305	-
Total minimum payments	459	-

18 Cash generated from operations

	2010	2009
	R'000	R'000
Surplus for the year	-	-
Adjusted for:		
- Deferred lease liability	2 191	2 599
- Depreciation	1 171	976
- Amortisation of intangible assets	788	870
- Licence fees	(1 308)	(1 308)
- Gains on disposal of property, plant and equipment	-	(25)
- Investment income	(301)	(510)

National Lotteries Board

Notes to the Annual Financial Statements

continued

Operating cash flows before working capital changes	2 541	2 602
Working capital changes	759	265
- Decrease in receivables	70	299
- Increase/(decrease) in payables	689	(34)
Cash generated from operations	3 300	2 867

19 Net cash used in investing activities

	2010	2009
	R'000	R'000
Acquisition of property, plant and equipment	(1 414)	(2 640)
Acquisition of intangible assets	-	(2 137)
Proceeds from disposal of fixed assets	-	44
Cash used in investing activities	(1 414)	(4 733)

20 Related party transactions

The National Lotteries Board is the regulator of the National Lottery. Gidani (Pty) Ltd is a private company that currently operates the National Lottery under licence from the Government. The Operator generally pays monies into the National Lottery Distribution Trust Fund in terms of the licence agreement. These proceeds are destined for good causes as specified in the Lotteries Act, and allocated to deserving applicants by Distributing Agencies appointed by the Minister of Trade and Industry. The National Lotteries Board manages the National Lottery Distribution Trust Fund and accounts for all running costs. The National Lotteries Board withdraws the necessary funds required from the Trust Fund, based on overall annual approval by the Minister of Trade and Industry. All National departments of Government are regarded as related parties in accordance with Circular 4 of 2005: Guidance on the term "state-controlled entities" in the context of IPSAS 20 - Related Parties, issued by the South African Institute of Chartered Accountants. No transaction is implicated simply by the nature or existence of the relationships between these entities. However, the following transactions were recorded, relating to transactions with related parties as defined above:

	Notes	2010	2009
		R'000	R'000
NLDTF: Transfers and subsidies received	1	63 733	47 634
Trade and other receivables – NLDTF	12	3 315	3 582

In addition to the above, the Minister of Trade and Industry appoints the members to the three Distributing Agencies. It is the duty of the Distributing Agency Members to adjudicate applications for funding within their respective sectors. Note 22 below lists the respective Distributing Agency Members by Sector, together with the emoluments paid to or receivable by them for the period under review.



Notes to the Annual Financial Statements

continued

21 Board and Committee Members' Emoluments

The following emoluments were paid to or receivable by the Board Members during the period under review:

Executive Chairperson Mr J A Foster (Term ended Dec 2009)	2010	2009
	R'000	R'000
Basic salary	619	750
Leave pay	92	-
Home owner allowance	18	28
Annual bonus	65	55
Travel allowance	118	182
Medical aid	16	25
Pension fund	73	92
Entertainment allowance	2	2
Out of office allowance	-	12
Total	1 003	1 146

In addition to the above, an accrual has been raised for a performance bonus of R156 000. (2009: R174 000)

Non-executive Board and Committee Members

The table below provides an analysis of the emoluments paid to or receivable by non-executive board members and committee members during the period under review:

Names	Legend	Back Pay	Board, Committees and Professional Services	Total 2010	Total 2009
		R'000	R'000	R'000	R'000
N Axten - Board member term ended 2 Dec 2009	1,2,9	39	279	318	146
N Fakude - Nkuna-term ended 2 Dec 2009	1,9	43	253	296	210
H Makgothi - term ended 2 Dec 2009	1,9	52	115	167	156
S Thomas - term ended 2 Dec 2009	1,2,9	35	273	308	318
GM Negota - re-appointed 03 Dec 2009	1,2,3,5,7,9	19	79	98	55
B Muthwa - Minister's Nominee resigned 30 Nov 2008	1	-	-	-	12
Z Ntuli - Minister's Nominee appointed 03 Dec 2009	1,2,3,4,7,8	-	-	-	-

National Lotteries Board

Notes to the Annual Financial Statements

continued

Names	Legend	Back Pay R'000	Board, Committees and Professional Services R'000	Total 2010 R'000	Total 2009 R'000
M Mokoka - Member appointed 03 Dec 2009	1,2,3,4,9	-	52	52	-
G Reddy - Member appointed 03 Dec 2009	1,3,4,5,9	-	75	75	-
OM Shabangu - appointed 03 Dec 2009	1,4,6,8	-	106	106	-
NEP Loyilane - Member appointed 03 Dec 2009	1,2,5,6	-	47	47	-
NA Nevhutanda - Chairperson appointed 03 Dec 2009	1,6,7,8,9	-	426	426	-
J F J Scheepers - Independent Audit Committee member. Contract expired 31 March 2010	2	-	150	150	77
R Nayager - Independent Audit Committee member. Contract expired 31 March 2010	2	-	163	163	106
Total		188	1 943	2 206	1 080

Back pay refers to preparation time for Board Meetings agreed to but not claimed by the previous Board Members over a period of seven years.

In her capacity as Minister's Nominee, Z Ntuli of the Department of Trade & Industry did not receive any emoluments. In his capacity as Acting Minister's Nominee, B Muthwa of the Department of Trade & Industry only received an out of office allowance for overseas travel in the previous year.

Legend	Committee	No. of Meetings
1	Board	15
2	Audit	10
3	Risk	2
4	HR and Remuneration	9
5	Ethics and Social Responsibility	1
6	Nominations	1
7	Legal	4
8	Board and Distribution Agency	1
9	Appeals/Oversight	18



Notes to the Annual Financial Statements

continued

Until the appointment of the new Board members in December 2009, only three committees were in existence namely Audit, HR & Remuneration and Appeals/Oversight. The new Board has since established the additional five committees.

22 Distributing Agency Members' Emoluments

The following amounts were paid to or receivable by the Distributing Agency Members in respect of meeting attendance, preparation time and reimbursive expenses:

	2010	2009
Arts, Culture & National Heritage	R'000	R'000
Jafta D N (Acting Chairperson)	438	314
Senna E	482	216
Mancotywa S	138	192
Human M	347	188
Ntuli BD	264	157
Nevhutanda NA	159	162
Salemane L	344	225
Total	2 172	1 454
Charities		
Maitse T E (Chairperson)	446	320
Grobbelaar MR	342	256
Madonsela M	412	293
Magerman AS	372	292
Matube J M	269	196
McDonald GA	208	181
Beck PA	108	105
Total	2 157	1 643
Sport & Recreation		
Sam G N (Chairperson)	53	69
Kajee H	-	31
Keikabile MR	57	57
Maharaj HD	45	49
Tshabalala T	66	44
van Niekerk C	27	27
Adams J H	31	-
Mali RR	18	-
Ncula ME	46	-
Travill AL	31	-
Total	374	277

National Lotteries Board

Notes to the Annual Financial Statements

continued

23 Taxation

The National Lotteries Board is exempt from income tax in terms of Section 10(1)(cA) of the Income Tax Act, 1962.

24 Contingent liabilities

	2010	2009
	R'000	R'000
Guarantee provided by Nedbank in favour of Growthpoint (Pty) Ltd	<u>1 260</u>	<u>1 260</u>

25 Reconciliation of budget surplus/deficit with the surplus/deficit in the statement of financial performance

	2010
	R'000
Net surplus/deficit per the statement of financial performance	-
Advertising & publicity - underspent on visibility	585
Advertising & publicity - roadshows deferred	300
Board member emoluments - frequency of meetings and establishment of committees	(1 314)
Consulting fees - due to deferment of projects	1 091
Conferences not held/attended as planned.	339
Distributing agency emoluments - due to increased membership and meeting frequency.	(249)
Legal fees – budget based on historic usage	4 754
Outsourcing - a result of cancelling some off-site storage facilities due to space at current premises	358
Printing & stationery - a result of increased meeting frequency and overall growth	(235)
Rent Property - predominantly due to the smoothening out of rentals over the lease periods ito GRAP (not actual cash flow)	(2 480)
Payroll costs - a result of many posts filled in the latter part of the year with some positions still vacant	5 652
Staff training not implemented as intended	611
Telephones & faxes - due to increased activity	(301)
Temporary staff – budget based on history and only incurred in new financial year	353
Travel & accommodation - due to increased meeting frequency, site visits to beneficiaries and visibility.	(765)
Other	(350)
Total underspend	<u>8 349</u>
Net underspend retained in the NLDTF	<u>(8 349)</u>
Net surplus/deficit per approved budget	<u>-</u>

() = unfavourable





National Lotteries Board

Notes to the Annual Financial Statements

26 Irregular expenditure

26.1 Competitive bids not invited

In terms of National Treasury Practice Note No. 8 of 2007/2008, competitive bids should be invited for all procurement above R500 000. Cumulative procurement for the year between two suppliers in the area of advertising, amounting to R2.4m for the year, did not in our view require fresh quotations due to their being preferred suppliers of highly specialised services of long standing.

26.2 Preference point system not applied

National Treasury Practice Note No. 8 of 2007/2008 makes reference to the Preferential Procurement Policy Framework Act, whereby acquisitions in excess of R30 000 must undergo a preference point analysis. Although three quotations were obtained in each individual case, and due consideration was given to the BBBEE component, the formal point system was not applied. Fifteen such acquisitions totalling R1.4m were affected, the largest being R296 193.

27 Prior period error

In terms of the Skills Development Levy Act No 9 of 1999, every employer must pay a skills development levy from 1st of April 2001 unless otherwise exempted. Due to a technical misinterpretation of the registration requirements, the NLB did not register as required. The effect of the prior years' omission to register and submit the necessary returns is as follows:

	2009 R'000	prior to 2009 R'000
Staff costs together with corresponding accruals understated	178	587
Transfers and subsidies received from the NLDTF with corresponding receivables understated	(178)	(587)
Impact on statement of financial performance and net working capital	-	-

All affected comparative values have been restated.

28 Future GRAP pronouncements

At the date of authorisation of these financial statements, the following accounting standards of GRAP were in issue, but not yet effective:

- GRAP 18 – Segment reporting
- GRAP 21 – Impairment of Non-cash-generating assets
- GRAP 23 – Revenue from non-exchange transactions
- GRAP 24 – Presentation of budget information in financial statements
- GRAP 25 – Employee benefits
- GRAP 26 – Impairment of cash-generating assets
- GRAP 103 – Heritage assets
- GRAP 104 – Financial Instruments

National Lotteries Board

Disclosure of Expenditure relating to Soccer World Cup Clothing & Tickets

for the year ended 31 March 2010

	2009/10	2008/09
	Quantity	R'000
Tickets acquired	–	–
Distribution of tickets	–	–
	2009/10	2008/09
	R'000	R'000
Travel costs	–	–
	2009/10	2008/09
	Quantity	R'000
Purchases of world cup apparel		
Soccer Shirts	120	15
		–
Total World Cup expenditure		15
	Quantity	R'000
Tickets acquired after year-end (30 June 2010)	4	1
Distribution of tickets acquired after year-end	Quantity	R'000
Other employees	4	1
Total	4	–

In support of the President's Soccer Friday appeal, the NLB acquired NLB-branded soccer shirts in Bafana Bafana colours. In addition, four tickets were acquired for members of staff in the lower income group, in order to have them share in, and be part of, the real experience.





National Lotteries Board

Detailed Statement of Financial Performance

for the year ended 31 March 2010 (Unaudited)

	2010 R'000	2009 R'000
REVENUE		
Transfers and subsidies received	63 733	47 634
Licence fees	1 308	1 308
Gains on disposal of fixed assets	-	25
Other income	34	116
TOTAL REVENUE	65 075	49 083
EXPENDITURE		
Administrative expenses		
General and administrative expenses	592	847
Insurance	68	124
Audit Committee Members' emoluments	397	406
Non-executive Board Members' emoluments	1 809	674
Bank charges	46	44
Distributing Agency Members' emoluments	4 703	3 374
Electricity and water	417	177
Legal fees	846	1 857
Removals	26	67
Stationery and printing	631	467
Venues and facilities	105	68
Staff costs		
Salaries		
-Basic salaries	25 488	15 954
-Performance awards	2 849	1 921
-Temporary staff	67	451
-Leave payments/provisions	145	581
Provident Fund/Pension Fund contributions	2 963	2 086
Social Contributions		
-Medical	1 364	898
-UIF	153	105
-Risk benefit and management	611	463
-Skills development levy	282	178
Executive Board Member's emoluments	1 159	1 358

National Lotteries Board

Detailed Statement of Financial Performance

continued

	2010 R'000	2009 R'000
Other operating expenses		
Advertising and publicity	2 565	1 420
Consultants, contractors and special services	1 470	1 836
Courier and postage	248	124
Internal audit sub-contracted	381	628
Equipment items expensed as per NLB's policy	-	29
Maintenance, repairs and running costs		
- Property and buildings	115	140
- Machinery and equipment	224	57
- Other maintenance, repairs and running costs	66	42
Meeting refreshments expense	433	279
Rental – office equipment	73	52
Rentals iro operating leases (minimum lease) - Premises	7 621	7 378
Staff recruitment	77	149
Staff training and development	157	38
Staff welfare	67	56
Telephone and fax	853	557
Travel and subsistence	2 816	1 649
Audit fees	1 530	1 213
Depreciation and amortisation	1 959	1 846
TOTAL EXPENDITURE	65 376	49 593
DEFICIT FROM OPERATIONS	(301)	(510)
Finance income	301	510
SURPLUS FOR THE YEAR	-	-





National Lottery Distribution Trust Fund (NLDTF)
Annual Financial Statements
for the year ended 31 March 2010



REPORT OF THE AUDITOR-GENERAL TO PARLIAMENT ON THE FINANCIAL STATEMENTS OF THE NATIONAL LOTTERY DISTRIBUTION TRUST FUND FOR THE YEAR ENDED 31 MARCH 2010

REPORT ON THE FINANCIAL STATEMENTS

Introduction

I have audited the accompanying financial statements of the National Lottery Distribution Trust Fund, which comprise statement of financial position as at 31 March 2010, and the statement of financial performance, statement of changes in net assets and cash flow statement for the year then ended, and a summary of significant accounting policies and other explanatory information as set out on pages 57 to 71.

Accounting Authority's responsibility for the financial statements

The accounting authority is responsible for the preparation and fair presentation of the financial statements in accordance with South African Standards of Generally Recognised Accounting Practice (SA Standards of GRAP) and in the manner required by the Public Finance Management Act of South Africa. This responsibility includes: designing, implementing and maintaining internal control relevant to the preparation and fair presentation of financial statements that are free from material misstatement, whether due to fraud or error; selecting and applying appropriate accounting policies; and making accounting estimates that are reasonable in the circumstances.

Auditor-General's responsibility

As required by section 188 of the Constitution of South Africa and section 4 of the Public Audit Act of South Africa, my responsibility is to express an opinion on the financial statements based on my audit.

I conducted my audit in accordance with International Standards on Auditing and General Notice 1570 of 2009 issued in Government Gazette 32758 of 27 November 2009. Those standards require that I comply with ethical requirements and plan and perform the audit to obtain reasonable assurance about whether the financial statements are free from material misstatement.

An audit involves performing procedures to obtain audit evidence about the amounts and disclosures in the financial statements. The procedures selected depend on the auditor's judgement, including the assessment of the risks of material misstatement of the financial statements, whether due to fraud or error. In making those risk assessments, the auditor considers internal control relevant to the entity's preparation and fair presentation of the financial statements in order to design audit procedures that are appropriate in the circumstances, but not for the purpose of expressing an opinion on the effectiveness of the entity's internal control. An audit also includes evaluating the appropriateness of accounting policies used and the reasonableness of accounting estimates made by management, as well as evaluating the overall presentation of the financial statements.

I believe that the audit evidence I have obtained is sufficient and appropriate to provide a basis for my audit opinion.

Opinion

In my opinion, the financial statements present fairly, in all material respects, the financial position of the National Lottery Distribution Trust Fund as at 31 March 2010, and its financial performance and its cash flows for the year then ended, in accordance with South African Standards of Generally Recognised Accounting Practice (SA Standards of GRAP) and in the manner required by the Public Finance Management Act of South Africa.



Emphasis of matter

I draw attention to the matter below. My opinion is not modified in respect of this matter.

Restatement of corresponding figures

As disclosed in note 19 to the financial statements, the corresponding figures for 31 March 2009 have been restated as a result of an error discovered during 2010 in the financial statements of the National Lottery Distribution Trust Fund at, and for the year ended, 31 March 2009.

REPORT ON OTHER LEGAL AND REGULATORY REQUIREMENTS

In terms of the PAA of South Africa and General notice 1570 of 2009, issued in Government Gazette No. 32758 of 27 November 2009, I include below my findings on the report on predetermined objectives, compliance with the PFMA and financial management (internal control).

Findings

Predetermined objectives

I refer you to the report on other legal and regulatory requirements section of the National Lotteries Board audit report for findings relating to predetermined objectives of the National Lottery Distribution Trust Fund.

Compliance with laws and regulations

No matters to report.

INTERNAL CONTROL

I considered internal control relevant to my audit of the financial statements and the report on predetermined objectives and compliance with the PFMA, but not for the purposes of expressing an opinion on the effectiveness of internal control. The matters reported below are limited to the deficiencies identified during the audit.

No matters to report.

Auditor-General

Pretoria

31 July 2010




National Lottery Distribution Trust Fund

Statement of Financial Performance

for the year ended 31 March 2010

		2010	2009
	Notes	R'000	R'000
REVENUE			
Fund revenue	1	1 602 849	1 536 533
TOTAL REVENUE		1 602 849	1 536 533
EXPENDITURE			
Allocation of grants	2	3 277 824	1 275 813
Assistance to the National Lotteries Board	3	63 733	47 634
Administrative expenses	4	21	13
TOTAL EXPENDITURE		3 341 578	1 323 460
(DEFICIT)/SURPLUS FROM OPERATIONS		(1 738 729)	213 073
Finance income	5	591 411	687 412
Finance cost	6	(92 516)	(42 896)
(DEFICIT)/SURPLUS FOR THE YEAR		(1 239 834)	857 589





National Lottery Distribution Trust Fund

Statement of Financial Position

at 31 March 2010


	Notes	2010 R'000	2009 R'000
ASSETS			
Current assets			
Investments in securities	7	4 752 210	4 646 023
Trade and other receivables	8	53 603	56 955
Cash and cash equivalents	9	1 663 060	1 574 825
Total assets		6 468 873	6 277 803
ACCUMULATED FUNDS AND RESERVES			
Accumulated funds	10	3 009 333	4 249 167
LIABILITIES			
Current liabilities			
Provision for allocations by Distributing Agencies	11	3 442 425	2 007 116
Trade and other payables	12	17 115	21 520
		3 459 540	2 028 636
Total equity and liabilities		6 468 873	6 277 803

National Lottery Distribution Trust Fund

Statement of Changes in Net Assets

for the year ended 31 March 2010

	Notes	Accumulated Funds R'000
Balance of accumulated funds at 1 April 2008 as previously reported		3 392 165
Surplus for the year		857 589
Correction of error	19	(587)
Balance of accumulated funds at 1 April 2009		4 249 167
Deficit for the year		1 239 834
Balance of accumulated funds at 31 March 2010		3 009 333





National Lottery Distribution Trust Fund

Cash Flow Statement

for the year ended 31 March 2010

		2010	2009
	Notes	R'000	R'000
Cash flow from operating activities			
Cash receipts from licence holder and other parties		1 608 740	1 558 788
Cash paid to beneficiaries, NLB and other parties		(2 003 190)	(994 012)
Cash (used in)/generated from operations	13	(394 450)	564 776
Finance income		674 369	563 390
Net cash from operating activities		279 919	1 128 166
Cash flow from investing activities			
Increase in investments		(140 786)	(883 776)
Net cash used in investing activities	14	(140 786)	(883 776)
Net increase in cash and cash equivalents			
		139 133	244 390
Cash and cash equivalents at the beginning of the year		1 419 286	1 174 896
Cash and cash equivalents at the end of the year	9	1 558 419	1 419 286

National Lottery Distribution Trust Fund

Accounting Policies

for the year ended 31 March 2010

Unless otherwise stated, the following are the principal accounting policies of the Trust Fund, which are in all material respects, consistent with those applied in the previous year:

1. Basis of preparation

The financial statements have been prepared in accordance with the Standards of Generally Recognised Accounting Practices (GRAP) issued by the Accounting Standards Board.

The financial statements have been prepared on a going concern basis and the accounting policies have been applied consistently throughout the period. The measurement base applied is historical cost.

2. Revenue recognition

Revenue is recognised when it is probable that future economic benefits will flow to the enterprise and these benefits can be measured reliably. The following specific bases apply:

- Share of ticket sales, unclaimed prize money and other scheduled proceeds according to the licence agreement is recognised as it accrues.
- Interest income is recognised as it accrues, taking into account the effective yield in respect of investments, unless collectability is in doubt.

3. Irregular and fruitless and wasteful expenditure

Irregular expenditure means expenditure incurred in contravention of, or not in accordance with, a requirement of any applicable legislation, including:

- The PFMA, or
- Any legislation providing for procurement procedures.

Fruitless and wasteful expenditure means expenditure that was made in vain and would have been avoided had reasonable care been exercised.


Any irregular and fruitless and wasteful expenditure is charged against income in the period in which it is incurred.

4. Financial instruments

The NLDTF classifies its financial assets in the following categories: at fair value through profit or loss, loans and receivables, and available-for-sale. The classification depends on the purpose for which the financial assets were acquired. Management determines the classification of its financial assets at initial recognition.

(a) Financial assets at fair value through profit or loss

Financial assets at fair value through profit or loss are financial assets held for trading. A financial asset is classified in this category if acquired principally for the purpose of selling in the short-term.





National Lottery Distribution Trust Fund *Accounting Policies*

continued

(b) Loans and receivables

Loans and receivables are non-derivative financial assets with fixed or determinable payments that are not quoted in an active market. They are included in current assets, except for maturities greater than 12 months after the statement of financial position date. These are classified as non-current assets.

The NLDTF's loans and receivables comprise 'investment in securities', 'trade and other receivables' and cash and cash equivalents in the statement of financial position (notes 7, 8 and 9).

The NLDTF classifies its funds placed with various banking institutions in the form of fixed deposits, banker's acceptances, promissory notes and negotiable certificates of deposit as originated loans and receivables. This category of accounting for investments affords the opportunity of early conversion to cash if required, and not having to necessarily hold all instruments to maturity. These investments are also classified as current assets as it is the express intention to have all investments mature within twelve months from the reporting date. All funds are placed with high credit quality financial institutions approved by the Minister of Finance

Cash and cash equivalents are shown at the original capital invested plus accrued interest.

For the purposes of the cash flow statement, cash and cash equivalents comprise cash in hand, deposits held at call with banks, and investments in money market instruments that mature in less than three months and are not only considered to be low risk investments, but may also be converted to cash earlier if considered necessary.

(c) Available-for-sale financial assets

Available-for-sale financial assets are non-derivatives that are either designated in this category or not classified in any of the other categories. They are included in non-current assets unless management intends to dispose of the investment within 12 months of the statement of financial position date.

Recognition and measurement

Regular purchases and sales of financial assets are recognised on the trade-date – the date on which the NLDTF commits to purchase or sell the asset. Investments are initially recognised at fair value plus transaction costs for all financial assets not carried at fair value through profit or loss. Financial assets carried at fair value through profit or loss are initially recognised at fair value and transaction costs are expensed in the statement of financial performance.

Financial assets are derecognised when the rights to receive cash flows from the investments have expired or have been transferred and the group has transferred substantially all risks and rewards of ownership.

Available-for-sale financial assets and financial assets at fair value through profit or loss are subsequently carried at fair value.

Loans and receivables are carried at amortised cost using the effective interest method.

Gains or losses arising from changes in the fair value of the 'financial assets at fair value through profit or loss' category are presented in the statement of financial performance within 'other (losses)/gains – net' in the period in which they arise.

National Lottery Distribution Trust Fund

Accounting Policies

continued

Impairment of financial assets

The NLDTF assesses at each statement of financial position date whether there is objective evidence that a financial asset or a group of financial assets is impaired. In the case of equity securities classified as available-for-sale, a significant or prolonged decline in the fair value of the security below its cost is considered as an indicator that the securities are impaired. If any such evidence exists for available-for-sale financial assets, the cumulative loss – measured as the difference between the acquisition cost and the current fair value, less any impairment loss on that financial asset previously recognised in profit or loss – is removed from equity and recognised in the statement of financial performance.

Impairment losses recognised in the statement of financial performance on equity instruments are not reversed through the statement of financial performance.

5. Provisions

Provisions for allocation of grants to beneficiaries are recognised when:

- the NLDTF has a present legal or constructive obligation as a result of past events;
- it is more likely than not, that an outflow of resources will be required to settle the obligation; and
- the amount of the obligation has been reliably estimated.

Provisions are not recognised for future operating losses.

Where there are a number of similar obligations, the likelihood that an outflow will be required in settlement is determined by considering the class of obligations as a whole. A provision is recognised even if the likelihood of an outflow with respect to one item included in the same class of obligation may be small.

Provisions are measured at the present value of the expenditure expected to be incurred, in order to settle the obligation, using a discount rate that reflects current market assessments of the time value of money, and the risks specific to the obligation. The increase in the provision due to the passage of time is recognised as interest expense.

6. Allocation of grants

Allocations are accounted for when applications for assistance from individual entities are considered and grants are awarded by the respective distributing agencies.

7. Assistance to the National Lotteries Board


The assistance to the NLB is based on actual operating costs for which the NLB is responsible.

8. Financial liabilities

Financial liabilities are recognised initially at fair value, net of transaction costs incurred. Borrowings are subsequently stated at amortised cost; any difference between the proceeds (net of transaction costs) and the redemption value is recognised in the statement of financial performance over the period of the borrowings using the effective interest method.

9. Financial risk management

The NLDTF's activities expose it to a variety of financial risks: market risk (including currency risk, fair value interest rate risk, cash flow interest rate risk and price risk), credit risk and liquidity risk. The Board manages these risks through a risk and investment committee.





National Lottery Distribution Trust Fund

Accounting Policies

i. Market risk

The NLDTF's activities as a regulator do not expose it to a significant amount of market risk. The NLDTF however has numerous controls in place to minimise market risk.

i) Cash flow and fair value interest rate risk

The NLDTF has significant interest bearing assets, thus the NLDTF's income and operating cash flows are affected by changes in market interest rates.

ii) Cash and cash equivalents

Cash and cash equivalents are invested on a short term basis which significantly lowers the interest rate risk associated with these balances.

ii. Credit risk

Credit risk arises from cash and cash equivalents and deposits with banks and financial institutions, as well as credit exposures to outstanding receivables and committed transactions. For banks and financial institutions, only banks approved by the Minister of Finance are used.

The NLDTF also follows regulations issued by National Treasury to manage their exposure to credit risk. This includes spreading the investments held among reputable financial institutions.

iii. Liquidity risk

Prudent liquidity risk management implies maintaining sufficient cash and cash equivalents to meet the daily demands of the operations.

Management monitors daily balances of cash and cash equivalents as well as investment accounts to ensure that enough funds are available to meet the needs of the operations.

10. Critical accounting estimates and assumptions

Estimates and judgments are continually evaluated and are based on historical experience and other factors, including expectations of future events that are believed to be reasonable under the circumstances.

10.1 Critical accounting estimates and assumptions

The NLDTF makes estimates and assumptions concerning the future. No critical estimate or assumption was made during the preparation of these financial statements.

10.2 Critical judgements in applying the entity's accounting policies

No critical judgement was required in the drafting of these financial statements

National Lottery Distribution Trust Fund

Notes to the Annual Financial Statements

for the year ended 31 March 2010

1. Fund revenue

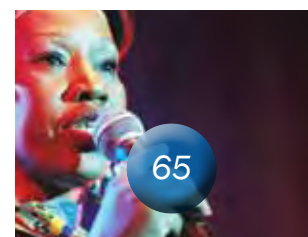
	2010	2009
	R'000	R'000
An analysis of the Fund's revenue is as follows:		
Weekly share of		
- Game sales	1 598 711	1 442 732
- Unclaimed prizes	-	97 605
	1 598 711	1 540 337
Escrow Income		
- Decrease/(increase) in Reimbursement to Uthingo iro operating costs	4 138	(3 804)
Total	1 602 849	1 536 533

2. Allocation of grants

	2010	2009
	R'000	R'000
Current year allocations	3 409 389	1 426 706
Prior year movement		
- Grants withdrawn before cash disbursed	(50 600)	(39 253)
- Grants withdrawn and refunded by beneficiary	-	(439)
- Grants withdrawn but refund still outstanding	(6 979)	-
- Grants increased	-	1 294
Impact of present valuing commitments payable beyond twelve months (refer note 11)	(73 986)	(112 495)
Net allocations for the year	3 277 824	1 275 813

3. Assistance to the National Lotteries Board

	2010	2009
	R'000	R'000
Grant to the National Lotteries Board	63 733	47 634





National Lottery Distribution Trust Fund

Notes to the Annual Financial Statements

continued

4. Administrative expenses

	2010	2009
	R'000	R'000
Bank charges	21	13

5. Finance income

	2010	2009
	R'000	R'000
Investments	556 062	634 205
Bank	8 508	30 397
Unclaimed prizes	25 610	22 500
Beneficiaries	1 231	310
Total per Statement of Financial Performance	591 411	687 412
Change in accrued interest	82 958	(124 022)
Total per Cash Flow Statement	674 369	563 390

6. Finance cost

	2010	2009
	R'000	R'000
Interest recognised in respect of time value of money	92 516	42 896

7. Investments in securities

Investments in the form of fixed deposits and negotiable certificates of deposit with maturity dates greater than three months but no more than twelve months:

	2010	2009
	R'000	R'000
Originated loans and receivables		
Capital amount	4 607 017	4 466 231
Accrued interest	145 193	179 792
	4 752 210	4 646 023
Average yield on investments	7.97%	10.98%

National Lottery Distribution Trust Fund

Notes to the Annual Financial Statements

continued

8. Trade and other receivables

	2010	2009
	R'000	R'000
Gidani (Pty) Ltd	45 980	55 548
Interest receivable on current and call accounts	644	1 215
Claims from beneficiaries	6 979	192
	53 603	56 955

The fair value of trade and other receivables approximates their carrying value.

9. Cash and cash equivalents

Cash and cash equivalents comprise cash and bank balances that are held with registered banking institutions and that are subject to insignificant interest rate risk. The carrying amount of these assets approximates to their fair value.

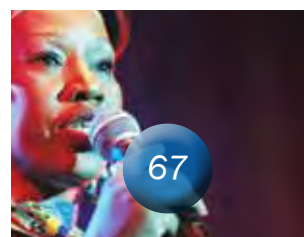
	2010	2009
	R'000	R'000
Cash	32 298	12 899
Call deposits	138 610	86 764
Fixed deposits and negotiable certificates of deposit with maturity dates less than three months	1 492 152	1 475 162
Total per Statement of Financial Position	1 663 060	1 574 825

For the purposes of the cash flow statement cash and cash equivalents comprise the items as listed above, reduced by interest on short term deposits accrued at 31 March 2010.

	(104 641)	(155 539)
Total per Cash Flow Statement	1 558 419	1 419 286

10. Accumulated funds

	2010	2009
	R'000	R'000
Opening balance as previously reported	4 249 932	3 392 165
Correction of error (note 19)	(765)	(587)
(Deficit)/surplus for the year	(1 239 834)	857 589
Closing balance	3 009 333	4 249 167





National Lottery Distribution Trust Fund

Notes to the Annual Financial Statements

continued

11. Provision for allocations by Distributing Agencies

	2010	2009
	R'000	R'000
Opening balance in respect of grants accrued	2 007 116	1 638 459
Charged to the statement of financial performance		
- Current provision	3 409 389	1 426 706
- Additional provisions to prior year allocations	-	1 294
- Unused amounts reversed	(57 579)	(39 692)
- Impact of present valuing commitments payable beyond twelve months	(73 986)	(112 495)
- Interest recognised in respect of time value of money	92 516	42 896
Used during the year	(1 935 031)	(950 052)
Closing balance	3 442 425	2 007 116

Allocations by Distributing Agencies are paid subject to beneficiaries meeting suspensive conditions. The timing and amount of the payments are subject to the beneficiaries' ability to comply with the suspensive conditions. An expense is recognised for the present value of approved allocation made to beneficiaries by the Distributing Agencies. A discount rate of 7.97% was used (2009: 10.98%).

12. Trade and other payables

	2010	2009
	R'000	R'000
National Lotteries Board	3 315	3 582
Uthingo (Pty) Ltd	13 800	17 938
	17 115	21 520

13. Cash (used in)/generated from operations

	2010	2009
	R'000	R'000
(Deficit)/surplus for the year	(1 239 834)	857 589
Adjusted for:		
- Finance income	(591 411)	(687 412)
Operating cash flows before working capital changes	(1 831 994)	170 177
Working capital changes	1 437 544	394 599
- Decrease in receivables	5 891	22 255
- Increase in provisions	1 435 309	368 657
- (Decrease)/Increase in trade and other payables	(4 405)	3 687
Cash (used in)/generated from operations	(394 450)	564 776

National Lottery Distribution Trust Fund

Notes to the Annual Financial Statements

continued

14. Net cash used in investing activities

	2010	2009
	R'000	R'000
Investment by way of fixed deposits and negotiable certificates of deposit	(106 187)	(940 061)
(Decrease)/increase in accrued interest	(34 599)	56 285
Net cash used in investing activities	(140 786)	(883 776)


15. Taxation

The National Lottery Distribution Trust Fund is exempt from income tax in terms of Section 10(1)(cA) of the Income Tax Act, 1962.

16. Related party transactions

The National Lotteries Board is the regulator of the National Lottery. Gidani (Pty) Ltd is a private company that currently operates the National Lottery under licence from the Government. Uthingo Management (Pty) Ltd is a private company that operated the National Lottery for the seven years ended 31 March 2007. The Operator pays monies into the National Lottery Distribution Trust Fund in terms of the licence agreement. These proceeds are destined for good causes as specified in the Lotteries Act, and allocated to deserving applicants by Distributing Agencies appointed by the Minister of Trade and Industry. The National Lotteries Board manages the National Lottery Distribution Trust Fund and accounts for all running costs. The National Lotteries Board withdraws the necessary funds required from the Trust Fund, based on overall annual approval by the Minister of Trade and Industry. All National departments of Government are regarded to be related parties in accordance with Circular 4 of 2005: Guidance on the term "state-controlled entities" in the context of IPSAS 20 - Related Parties, issued by the South African Institute of Chartered Accountants. No transaction is implicated simply by the nature or existence of the relationships between these entities. However, the following transactions and balances were recorded relating to transactions with related parties as defined above:

	Notes	2010	2009
		R'000	R'000
Proceeds from Gidani (Pty) Ltd			
- Share of game sales	1	1 598 711	1 381 931
Proceeds from Uthingo Management (Pty) Ltd			
- Share of game sales and unclaimed prizes	1	-	158 406
Reimbursement adjustment to Uthingo iro operating costs	1	4 138	(3 804)
Financial assistance to NLB	3	63 733	47 634
Trade and other receivables	8		
- Gidani (Pty) Ltd		45 980	55 548
Trade and other payables	12		
- NLB		3 315	3 582
- Uthingo		13 800	17 938





National Lottery Distribution Trust Fund

Notes to the Annual Financial Statements

continued

17 Irregular expenditure

	2010	2009
	R'000	R'000
Irregular expenditure in terms of Government Notice No. R.182	-	5 723

Government Notice No. R.182 dated 22 February 2001 Schedule 9 Subsection (3) (a) dictates that "If payment by the board of a grant approved by an agency is conditional, the amount of the grant shall be paid by the board into the bank account of the juristic person only after the condition has been met or complied with". This year nothing was reported (2009: eight cases) as not having been met or compliant in that supporting documentation was either not readily accessible, or the Distributing Agencies concerned on a discretionary basis overrode the necessary condition/s.

18. Contingent assets

- 18.1 The National Lotteries Board (Board) brought an application to the High Court to declare a competition conducted by a financial institution to be an illegal lottery or an unlawful promotional competition. The High Court declared the competition to be an unlawful competition and a contravention of the Lotteries Act. As a consequence the financial institution has in principle agreed to pay the amount of R8 200 000 as follows:
- R6 200 000 to the National Lottery Distribution Trust Fund of the Board, and
 - R2 000 000 to the Criminal Asset Recovery Account of the Asset Forfeiture Unit.
- 18.2 As a result of a contravention of clause 9 of the Licence Agreement, the Board imposed a penalty of R 5 000 000 on Gidani, suspended for 3 years, subject to a similar incident not recurring.
- 18.3 As a result of a contravention of clause 9 of the Licence Agreement, the Board has decided to impose a penalty of R15 000 000 on Gidani. The licence affords Gidani the opportunity to make representations in respect of the quantum and the matter will be finalised in the ensuing year.

19. Prior period error

In terms of the Skills Development Levy Act No 9 of 1999, every employer must pay a skills development levy from 1st of April 2001 unless otherwise exempted. Due to a technical misinterpretation of the registration requirements, the NLB did not register as required. The effect of the prior years' omission to register and submit the necessary returns is as follows:

	2009	prior to 2009
	R'000	R'000
Assistance to the NLB with corresponding payables understated	(178)	(587)

All affected comparative values have been restated.


National Lottery Distribution Trust Fund

Notes to the Annual Financial Statements

20. Future GRAP pronouncements

At the date of authorisation of these financial statements, the following accounting standards of GRAP were in issue, but not yet effective:

- GRAP 18 – Segment reporting
- GRAP 21 – Impairment of Non-cash-generating assets
- GRAP 23 – Revenue from non-exchange transactions
- GRAP 24 – Presentation of budget information in financial statements
- GRAP 25 – Employee benefits
- GRAP 26 – Impairment of cash-generating assets
- GRAP 103 – Heritage assets
- GRAP 104 – Financial Instruments





National Lottery Distribution Trust Fund (NLDTF) *Beneficiaries 2010*

NLDTF PAYMENTS:

In the period 1 April 2009 to 31 March 2010, the NLDTF made 2 341 payments amounting to R1,94 billion as follows:

Arts, Culture and National Heritage:	R0,47 billion	323 payments	24%
Charities:	R1,10 billion	1 410 payments	57%
Sport and Recreation:	R0,37 billion	608 payments	19%
TOTAL:	R1,94 billion	2 339 payments	100%

Below is a list of actual payments to beneficiaries in the period under review. Many of the NLDTF grants are made in multiple payments, often over a period of more than one year. Subsequent payments are made on receipt of a satisfactory progress report form the beneficiary.

Arts, Culture and National Heritage Payments:

Project No.	Beneficiary	Amount (R)
21618	Aardklop National Arts Festival	1,440,000
35386	Africa Resources Trust	10,989,309
29991	African Conservation Trust	10,927,205
27887	African Creative Activities Development Organisation	501,138
35669	African Cultural Music & Dance Association	3,600,000
21663	African Cultural Music and Dance Association	647,186
22714	African Flag Pantsula	341,732
21955	Afristar Foundation	175,089
29791	Alpha Omega Youth Outreach	332,523
17496	AREPP Educational Trust	343,749
34880	AREPP Educational Trust	1,976,896
22464	Arley's Workshop	647,150
29946	Artist Proof Studio	556,514
35235	Arts & Culture Empowering Centre	240,000
37972	Arts & Teaching Initiatives	1,368,912
21372	Artscape	1,336,666
21372	Artscape	1,336,667
37906	Artscape	970,400
30015	Athlone Academy of Music	816,800
35148	Bat Centre Trust	1,857,351

35391	Becomo Art Centre	7,640,840
18000	Bethelsdorp Development Trust	395,000
28251	Biblione South Africa	134,050
19138	Black Education Upgrading	425,000
38318	Bohlokong Choral Society	400,000
21894	Botanical Society of South Africa	500,000
28371	Botshabelo Community Development Trust	1,906,785
29926	Breughel Teatergroep	442,632
37568	Burgersdorp Cultural History Museum	480,000
35395	Buskaid	1,129,920
21672	Camphill Village	228,085
27658	Cantare Children's Choir	189,051
27658	Cantare Children's Choir	472,627
19212	Cape Craft & Design Institute	462,500
21771	Cape Educational Trust	677,400
21944	Cape Flats Development Association	861,559
38195	Cape Heart Community & Educational Theatre	1,649,453
28306	Cape Philharmonic Orchestra	6,835,890
29917	Cape Town Opera	2,622,431
29917	Cape Town Opera	1,123,899
29917	Cape Town Opera	2,936,280
29917	Cape Town Opera	1,258,406
21898	Castle Military Museum Foundation	812,638



21898	Castle Military Museum Foundation	812,637
29799	CAT Conservation Trust	187,953
11547	Catholic Welfare & Development	102,810
21707	Cederbergfees	830,000
30019	Central Gauteng Mental Health Society	154,000
17970	Centre for Creative Arts	1,800,000
38148	Centre for Rehabilitation of Wildlife	1,110,800
17962	Chaeli Campaign	270,400
18417	City of Cape Town	250,000
16394	City of Johannesburg	800,000
35096	C-Kruis Trust	1,710,206
21875	Cluny Farm Centre	173,469
28511	College of Magic	366,486
35130	Community & Prison Organisation	158,040
16911	CP Nel Museum	616,000
27779	Cultural Development Trust	500,000
35189	Dance for All	1,096,377
38169	Deaf Community of Cape Town	2,147,648
21736	Delta Environmental Centre	406,120
17849	Disabled People of South Africa	250,260
13348	District Six Museum Foundation	3,207,001
34785	Dramatists Against Crime	629,850
38200	Duduza Serenade Youth Development	451,336
35011	Durban & Coastal Mental Health	90,000
38213	Durban African Art Centre	360,000
35307	Durban Music School	627,960
17493	East London Guild Theatre Company	563,653
38314	East London Museum Trust	514,492
16598	East Rand Youth Orchestra	244,846
21642	Eastern Cape Philharmonic Society	881,017
38446	Education Alive	4,940,070
30012	Educo Trust of Africa	267,125
22691	Elgin Learning Foundation	41,514
34727	Emonti Arts Company	1,620,000
21574	Endangered Wildlife Trust	1,671,740
21864	English Language Educational Trust	739,800
37682	English Language Educational Trust	431,132
27510	Enlighten Education Trust	308,052
21717	Eskia Institute	3,968,047
29976	Fair Trade in Tourism SA	290,398

27654	Field Band Foundation	1,999,075
21658	Footprints Educational Trust	88,400
34828	Fordsburg Artists Studios	720,305
35513	Four Paws-Animal Welfare Foundation	392,000
34510	Free State Rural Development Association	201,500
27501	Free State Symphony Orchestra	1,311,000
21698	Freedom Park Trust	6,409,437
21682	Friends of Music	430,120
30014	From the Hip Khulumakahle	300,000
34505	Fuba School of Dramatic & Visual Arts	6,279,750
21940	Gariep Arts Festival	500,000
21940	Gariep Arts Festival	500,000
38242	Gauteng Dance Manyano	2,271,060
27657	Gauteng Organisation Community Art Centres	851,200
21913	Girl Guides Association of SA	437,000
21579	Grahamstown Foundation	2,000,000
22566	Granary Project	341,200
11164	Greater Taung Municipality	722,000
21845	Green Network - Greater Edendale Environmental Network	532,933
37776	Green Network - Greater Edendale Environmental Network	1,111,292
35147	Gujerati Hindu Sanskruti Kendra	156,000
35147	Gujerati Hindu Sanskruti Kendra	39,000
21713	Haenertsburg Development Foundation	1,131,641
21713	Haenertsburg Development Foundation	1,131,647
28521	Harlequin Foundation	1,503,736
28521	Harlequin Foundation	1,002,490
34651	Human Rights Media Centre	239,800
29920	Human Rights Media Trust	510,000
15945	IFA Craft Group	141,400
28060	Ifa Lethu Foundation	3,073,468
37616	Imfundiso Skills Development	2,000,000
34519	Imisebeyelanga Services	133,200
29947	Indigenous Knowledge Systems of SA Trust	3,211,086
38194	Inkolo Kantu Traditional Organisation	482,333
16907	Institute for Blind - Pioneer Printers	270,000
37691	Institute for Blind - Pioneer Printers	554,015
16358	Institute for the Blind - Pioneer School	3,864,700
38146	Institute for the Blind Industries	727,481



23467	Institute for Training & Education for Capacity Building	137,810
34892	International Classical Music Festival of SA	3,265,286
29922	Irene Homes	307,041
35032	Ithunga Development	3,116,990
27950	Ithuteng Dipuo Foundation	1,598,871
1964	Iziko Museums of Cape Town	334,000
10003	Iziko Museums of Cape Town	744,800
9945	Iziko Museums of Cape Town	135,500
9997	Iziko Museums of Cape Town	425,000
21626	Jazz Foundation of South Africa	2,700,000
27665	Jazzart Dance Theatre	2,000,000
21292	Jazzart Dance Theatre	1,000,000
27665	Jazzart Dance Theatre	1,311,382
27665	Jazzart Dance Theatre	1,311,382
29940	Jikeleza Dance Project	466,000
21773	Johannesburg Children's Home	344,791
33958	Johannesburg Philharmonic Orchestra	6,488,072
33958	Johannesburg Philharmonic Orchestra	4,325,383
35425	Johannesburg Symphony Orchestra	462,761
21472	Johannesburg Youth Orchestra	1,787,432
21472	Johannesburg Youth Orchestra	573,136
17962	Johannesburg Youth Theatre	1,526,575
27500	Jungle Theatre Company	193,700
18577	Khanya College Johannesburg	62,500
17473	Khanya Community Theatre	305,366
17473	Khanya Community Theatre	663,635
28305	Khulumani Support Group	1,045,710
30002	Khumbulani Craft	447,705
34792	Khwela Theatre Production	312,270
34792	Khwela Theatre Production	133,830
11143	King Sandile Development Trust	2,550,000
21711	Kubonakele Advice Centre	256,800
38156	Kungwini Welfare Organisation	957,077
38204	Kwesukela Storytelling Academy	12,916,327
15952	KZN Crane Foundation	77,280
28335	KZN Dance Link	266,702
2953	KZN Philharmonic Orchestra	1,133,000
29915	La Rosa Spanish Dance Theatre	1,535,576
14889	Ladysmith Siege Museum Trust	150,000

30020	Landmark Foundation Trust	847,500
22428	Library & Information Association	384,660
17894	Liliesleaf Trust	721,095
34718	Limpopo Provincial Heritage Authority	1,024,800
21907	Lwandle Migrant Labour Museum	523,000
28308	Magnet Theatre Educational Trust	893,036
28308	Magnet Theatre Educational Trust	595,356
28308	Magnet Theatre Educational Trust	844,892
35428	Magnificat Performing Artists	2,234,403
17885	Mamelodi Theatre Organisation	238,500
19237	Mamelodi Theatre Organisation	309,532
34868	Manguang Drama & Dance Group	229,660
37907	Marimba Education Foundation	2,106,100
21667	Market Theatre Foundation	2,000,000
21667	Market Theatre Foundation	2,000,000
21667	Market Theatre Foundation	2,000,000
21667	Market Theatre Foundation	2,000,000
21644	Mdubane Arts Company	500,000
21644	Mdubane Arts Company	500,000
34536	Mogalakwena Municipality	5,663,675
27647	Most United Knowledgeable Artists (MUKA Project)	263,520
29928	Mother tongue Project	539,738
30001	Moving Into Dance Mophatong	531,200
30001	Moving Into Dance Mophatong	1,268,280
30001	Moving Into Dance Mophatong	845,520
38138	Music Academy of Gauteng	1,953,900
35010	Mveledzo Community Organisation	8,068,625
21953	My Acre of Africa Trust	2,000,000
21953	My Acre of Africa Trust	2,000,000
38241	Mzansi Arts Development Ensemble	1,122,488
28113	Namjive	652,112
28113	Namjive	433,408
38134	Natal Museum	482,194
34732	Natal Society of Arts	509,040
17198	National Arts Festival Grahamstown	1,837,500
17198	National Arts Festival Grahamstown	1,837,500
37623	National Craft Association	1,000,000
29948	National Eisteddfod Academy	1,147,410
27512	National Heritage Council	7,468,262



27512	National Heritage Council	12,190,373
9935	National Museum Bloemfontein	38,903
21206	National School of the Arts	2,571,000
14845	National Zoological Gardens SA	171,600
9985	National Zoological Gardens SA	740,265
34503	Ndedema Primary School	564,315
34503	Ndedema Primary School	376,208
38015	Nelson Mandela Bay Tourism	3,050,985
37631	Newtown Improvement District	1,865,400
34846	Ntsoana Contemporary Dance Theatre	498,028
22452	Oasis Association	89,062
34614	Oasis Faithworks	891,930
18036	One City Events	1,000,000
18325	Open Africa Initiative	228,250
34531	Opera Africa	4,099,432
34531	Opera Africa	2,732,955
30017	Out in Africa Committee	216,552
30017	Out in Africa Committee	324,827
17979	Overstrand Conservation Foundation	680,000
35228	Palace of the Winds	379,264
18613	Peace Foundation Trust	226,000
16390	Peace of Music	383,860
35421	Peace Parks Foundation	2,137,107
34534	Pecanwood Educational Trust	1,062,600
27652	People Against Human Abuse	1,339,536
34812	People Opposing Women Abuse	451,960
34990	Phoenix Zululand	227,000
29974	Phumani Paper	741,733
21765	Playhouse Company	500,000
29939	Project Gateway	932,700
38334	Reach the Children Community Project	656,080
21656	Restoration of Human Abilities Association	190,330
29798	Rhodes University (UBOM! EC Drama Co)	600,000
29798	Rhodes University (UBOM! EC Drama Co)	150,000
28490	Rivoni Society for the Blind	269,012
28490	Rivoni Society for the Blind	456,052
37633	Rural Development Services Network	16,500,000
34638	Ruth Prowse School of Art	297,764
35134	SA College for Tourism	1,691,731

38198	SA Education & Environment Project	326,060
22433	SA Institute of Maritime Archaeology	506,316
4415	SA Marine Rehabilitation & Education Trust	2,025,000
4415	SA Marine Rehabilitation & Education Trust	4,050,000
33957	SA Music Education Trust	2,570,243
12531	SA National Biodiversity Institute	325,402
29970	SA Roadies Association	419,378
38262	SA San Institute Trust	6,065,137
21896	SA Scout Association	420,100
21632	SA Scriptwriters Association	800,000
23423	SANCA Durban Alcohol & Drug Centres	104,000
35537	SANEL Free State & North West Province	271,563
21728	Sangeet Vidya Institute SA	572,166
37771	School Leavers Career Guidance & Training	615,840
37626	Seboka Training & Support Network	4,856,544
21447	Sexual Harassment Education Project	167,750
37617	Shivava Cultural Development	6,849,150
17956	Sibikwa Community Theatre Project	126,816
27507	Sibikwa Community Theatre Project	626,388
38137	Sibikwa Community Theatre Project	971,600
23126	Sign Language Education Development	729,791
23126	Sign Language Education Development	948,114
34615	Sithuthuka Sisonke Drama Players	351,400
21370	Siyasanga Cape Town Theatre Company	1,050,000
14505	Soetwater Environmental Education Centre	51,120
22914	Sol Plaatje Educational Trust	396,550
21662	South African Blind & Disabled Musicians Association	1,000,000
35233	South African Circle of Dance Academy	488,383
10143	South African Heritage Resources Agency	4,916,817
16276	South African History Online	839,125
38008	South African History Online	4,711,840
37462	South Durban Community Environmental Alliance	400,000
28547	South End Museum Trust	2,938,826
22685	Southern Africa Theatre Initiative	994,100
15301	Soyikwa Institute of African Theatre	125,025
19236	Soyikwa Institute of African Theatre	446,563
28187	Speech & Drama Association of South Africa	181,303
15662	Spoornet State Theatre	1,200,000
11516	Stellenbosch Municipality (Bergzicht Training)	594,142



34826	Taung Skull Consortium	300,000
34826	Taung Skull Consortium	27,335
34499	Themba HIV/Aids Organisation	3,113,860
27655	Thusong Youth Centre	240,000
38247	Together as one Community Development Organisation	649,200
29797	Transkei Land Service Organisation	640,740
12807	Transvaal Scottish Regimental Council	848,000
38558	Transvaal Scottish Regimental Council	8,734,491
14833	Trevor Huddleston CR Memorial Centre	302,000
19213	Tsepo Skills Project	51,668
30000	Tshwane Dance Theatre	1,430,125
35164	Tshwane Foundation	608,300
28167	Tshwane Youth Arts Festival	100,000
15635	UCT Baxter Theatre	1,780,849
14543	UCT Baxter Theatre	609,230
35206	Umlazi Arts Development Programme	499,793
28302	Umsinga Arts	3,387,000
37888	Umtapo Centre	1,209,600
16018	Umzinyathi Municipality	828,000
22926	Unima SA	180,000
35211	United Communities Forum	6,500,000
18519	University of Cape Town	395,000
18298	University of Kwazulu Natal	4,786,075
18298	University of Kwazulu Natal	4,786,075
35560	University of South Africa	8,400,000
27650	University of the Free State	2,475,240
35316	University of the Free State	969,038
19287	Uthukela District Municipality	300,000
30004	Utlwanang Theatre	1,227,426
21683	Valley Trust	420,391
34771	Vera School for Autistic Learners	125,807
17378	Victory Sonqoba Theatre Company	2,800,000
38151	Visual Arts Network South Africa	1,564,080
37908	Voortrekker Monument & Nature Reserve	4,759,685
29992	Voortrekker Museum	1,810,428
35109	Vukani Collection Trust	434,660
4041	Wildlands Conservation Trust	375,500
21754	Wildlife & Environmental Society of SA	1,154,844
17495	Wits University Foundation	151,361

36195	Wolmer Community Project	358,400
22575	World Wide Fund South Africa	1,319,000
17869	Youth Development Outreach	496,800
35124	Zakhele Training Trust	1,091,828
37179	Zip Zap Circus School	1,429,064
38326	Zulu Mpophomeni Tourism Experience	3,701,920
	TOTAL	468,026,016

Charities Payments:

Project No.	Beneficiary	Amount (R)
27922	A Re Ageng Social Services	450,000
27922	A Re Ageng Social Services	450,000
33216	AB Educare Centre	662,193
31844	Abbeyfield Society of South Africa	835,000
30342	Abraham Kriel Children's Home	550,000
27601	Abraham Kriel Maria Kloppers Children's Home	3,061,660
34677	Abraham Kriel Maria Kloppers Children's Home	4,260,859
34750	ACFS Community Education & Feeding Scheme	4,000,000
35072	Action Group for Children in Distress	972,000
21352	Action on Elder Abuse	250,000
31846	Activists Networking Against Exploitation of Child Domestic Workers	141,715
31846	Activists Networking Against Exploitation of Child Domestic Workers	141,715
31516	Afrikaanse Christelike Vroue Vereeniging (ACVV) Adelaide	293,891
31788	ACW Caledon	497,792
33505	ACW Caledon	1,402,129
33530	ACW Calitzdorp	168,505
31260	ACW Calvinia	442,035
33648	ACW Ceres	245,000
33802	ACW Clanwilliam	429,900
33684	ACW Cradock	760,887
31941	ACW Danielskuil	865,095
34090	ACW De Grendel Crèche	370,161
33718	ACW Despatch	1,772,358
33661	ACW Elizabeth Roos	166,669
33969	ACW George	1,256,304
33502	ACW Grabouw	1,296,718
33452	ACW Head Office	501,955
33257	ACW Huis van Niekerk	1,842,324



33433	ACWV Huis Ysterplaat	326,130
33314	ACWV Kimberley	1,086,386
33229	ACWV Kirkwood	788,350
35059	ACWV Koeberg	553,486
34104	ACWV Mosselbay	1,814,241
33762	ACWV Newton Park	948,168
34084	ACWV Oudtshoorn	1,079,234
33464	ACWV Paarl	219,999
33387	ACWV Paarl Valley	306,275
27251	ACWV PE North	222,887
33777	ACWV PE North	1,096,455
27279	ACWV PE South	450,000
30941	ACWV Poplar Avenue	291,500
33872	ACWV Poplar Avenue	690,550
33515	ACWV Prins Albert	217,736
33403	ACWV Riebeeck Kasteel	336,143
33926	ACWV Riebeeck Wes	919,445
33487	ACWV Riversdal	158,744
33788	ACWV Robertson	891,142
33792	ACWV Somerset West	144,947
35751	ACWV Springbok	901,282
33428	ACWV Stellenbosch	789,734
33814	ACWV Strand	254,582
33441	ACWV Swellendam	518,703
27782	ACWV Uitenhage	200,000
33721	ACWV Uitenhage	467,131
21256	ACWV Victoria West	263,820
33463	ACWV Wellington	841,384
31595	ACWV Williston	177,000
33654	ACWV Worcester	803,345
31752	ACWV Zonnebloem	848,434
33481	ACWV Zonnebloem	719,281
30507	AFM Executive Welfare Council	1,916,184
34203	AFM Place of Refuge	1,066,404
34834	African Self Help Association	1,016,000
24543	Age in Action (National Office)	12,674,237
31330	Aids Care Training & Support Initiative	324,968
30508	AIDS Consortium	1,140,000
34643	Aim Centre	655,400
35020	Akanani Rural Development Association	621,340

30825	Alberton Tuiste vir Bejaardes	631,400
34663	Alberton Tuiste vir Bejaardes	126,999
11146	Alex Children's Clinic	250,000
34253	Alexandra Homes for the Aged	24,150
33692	Algoa Bay Council for the Aged	1,206,130
31584	Aliwal North Child & Family Welfare Society	827,375
35970	Aliwal North Child & Family Welfare Society	1,243,764
35981	Alliance Against HIV/Aids	845,280
34068	Allison Homes Trust	176,993
30543	Almighty Day Care Centre	37,250
30543	Almighty Day Care Centre	37,250
25765	Alzheimer's & Related Dementia Association	2,107,412
30780	Amadea Safe House	280,000
34052	Amatikwe Crèche & Pre-School	121,250
33728	Amatola Haven Old Age Home	499,000
11424	Amazing Grace Children's Home Malelane	50,000
30635	Amcare	1,698,000
33624	Amcare	275,612
30635	Amcare	1,698,000
28226	Amy Biehl Foundation Trust	1,150,000
33833	Amy Biehl Foundation Trust	727,740
28910	Andries Olivier Durbanville Quadriplegic Home	195,859
33790	Andries Olivier Durbanville Quadriplegic Home	146,710
20955	Animal Anti Cruelty League Cape Town	100,000
33360	Animal Anti Cruelty League Cape Town	478,692
31517	Animal Anti Cruelty League Port Elizabeth	250,000
33665	Animal Rescue Organisation	812,600
21148	Animal Welfare Society Port Elizabeth	150,000
31587	Ann Harding Cheshire Home	213,000
22227	Arebaokeng Hospice	463,215
34837	Arebaokeng Hospice	4,037,910
26663	Arthur Blaxall School	750,000
33306	Association for Community & Rural Advancement	1,344,067
30701	Association for People with Disabilities Gauteng North	1,038,763
35810	Association for Persons with Physical Disabilities Northern Cape	1,773,456
26796	Association for Persons with Physical Disabilities Pietermaritzburg	27,973
34066	Association for the Aged	8,602,614
35599	Association for the Physically Challenged Newcastle	706,390



34295	Association for the Physically Challenged South Natal	275,101
31403	Association for the Physically Disabled & the Deaf Free State	3,484,616
27929	Association for the Physically Disabled Greater Johannesburg	1,064,649
34744	Association for the Physically Disabled Greater Johannesburg	996,826
30736	Association for the Physically Disabled Port Elizabeth Region	522,191
36173	Association for the Physically Disabled Port Elizabeth Region	1,592,667
28451	Association for the Physically Disabled Western Cape	594,808
33490	Association for the Physically Disabled Western Cape	824,047
33598	Association Physically Challenged Dundee	250,000
23686	Atamelang Crèche	41,172
33517	Athlone House of Strength	558,478
31178	Athlone YMCA	735,195
34671	Atteridgeville Association for the Physically Disabled	226,000
31413	Aurora Alcohol & Drug Centre	825,700
35724	Aurora Alcohol & Drug Centre	1,436,215
27204	Aurora Stimulation Centre	466,312
36196	Autism South Africa	976,000
33413	Autism Western Cape	1,200,000
31298	Avalon Association	358,153
27924	Avril Elizabeth Home	583,402
30596	Ayanda Pre-School	1,152,716
31618	Baby Therapy Centre	525,440
30333	Badiegile Community Project	402,375
25523	BADISA	24,068,146
34902	Bambanani Day Care Centre	124,745
33394	Bambanani Social Development	500,000
33408	BAMBI Bewaarskool	344,909
30555	Baragwananth Hospital Comforts Committee	55,750
31375	BB Myataza Secondary School	1,206,630
30110	Beaufort West Association for the Physically Disabled	286,500
31134	Bell Valley HIV Initiative	122,200
39959	Bertoni Mercy Clinic	950,000
33690	Bethany Home	93,000
24285	Bethesda House of Hope	200,000
30952	Biblienef South Africa	917,820
33932	Big Issue	914,850

31421	Bishop Brenninkmeijer Relief Centre	195,000
27200	BKSB Centenary Memorial Company - Kingsholme	446,844
33238	BKSB Centenary Memorial Company - Kingsholme	701,420
24191	Black Sash Trust	2,000,000
33397	Black Sash Trust	3,801,380
35165	Bloemfontein Tuberculosis Association	224,609
33379	Blouvei School	378,563
33339	Boikhutsong Community Centre	137,077
33551	Bokamoso Community Development & Health Centre	196,998
34447	Bokamoso Community Development & Health Centre	221,590
33551	Bokamoso Community Development & Health Centre	196,998
34736	Boksburg Society for the Aged	1,091,133
33461	Boland Hospice	490,000
33782	Bonteheuvel Community Based Paralegal Office	67,000
31874	Bopanang Community Based Organisation	200,700
30625	Bophelong Community Hospice	250,000
21085	Bosele Handcraft Centre	100,000
31453	Botshabelo	882,400
33789	Bram Care Centre	155,000
33996	Bram Home Based Care Project	681,811
33349	Bredasdorp Child Welfare	558,536
33349	Bredasdorp Child Welfare	558,535
33995	Breedevallei Association for Disabled	824,000
30318	Bright Morning Star Nursery School	379,750
26399	Brits Rusoord	218,429
26399	Brits Rusoord	218,428
34369	Browns School	4,886,931
34483	Buhlebesizwe Secondary School	1,493,000
33943	Build a Better Society	737,900
30525	Bula Monyako Projects	1,035,291
33294	Call to Serve Gemeenskapdiens	247,298
33672	Callie Evans Lodge	517,547
33755	Camama Cheshire Home	210,525
31859	Camphill Farm Community Hermanus	561,924
32209	Camphill School (Hermanus)	500,000
33472	Camphill School (Hermanus)	500,000
33448	Camphill Village	658,714
21601	Cancer Association of South Africa	8,821,828



33931	Cape Agulhas Hospice	138,949
30935	Cape Flats Development Association	432,057
33809	Cape Kidney Association	176,400
33808	Cape Mental Health Society	1,298,934
33951	Cape Town Child Welfare	2,827,603
35047	Cape Town City Mission	936,000
33829	Cape Town Drug Counselling Centre	616,531
33519	Cape Town Society for the Blind	611,119
27570	Carel du Toit Trust	807,000
33609	Carel du Toit Trust	914,769
23737	Careline Crisis & Trauma Centre	1,410,300
31157	Carpenters Shop	579,680
34840	Carryou Ministry	885,000
30774	Casa Caritas	352,560
30778	Casa Do Sol Association	365,658
34664	Casa Do Sol Association	319,200
27250	Catch Projects	793,274
28385	Catholic Community Service	270,000
33807	Catholic Community Service	1,177,070
33887	Catholic Development Centre	1,655,150
23712	Catholic Health Care Association	1,821,896
28103	Catholic Welfare & Development	2,297,047
28103	Catholic Welfare & Development	2,297,047
33970	Catholic Women's League	649,727
34188	Catholic Women's League Adoption Society	140,000
31294	Catholic Women's League, Pretoria	250,612
35917	Catholic Women's League, Pretoria	572,886
35604	CBR Education & Training for Empower	454,400
30090	Central Gauteng Mental Health Society	1,067,137
34576	Central Gauteng Mental Health Society	1,320,000
33309	Centre for Creative Education	1,366,399
31171	Centre for Early Childhood Development	768,110
36074	Centre for Early Childhood Development	1,473,460
31482	Centre for People with Disabilities (Reiger Park)	295,000
31614	Centurion Care of the Aged	476,708
34742	Centurion Care of the Aged	395,462
27609	Centurion Hospice	344,804
34779	Centurion Hospice	339,152
21118	Centurion Hospice	509,421

31905	Cerebral Palsy Association Eastern Cape	481,802
33722	Cerebral Palsy Association Eastern Cape	482,371
36209	Chaeli Campaign	593,000
33595	Chatsworth Child & Family Welfare Society	2,099,599
28432	Cheshire Homes Cape of Good Hope	752,245
34274	Cheshire Homes Chatsworth	516,128
34261	Cheshire Homes Durban (SCDIFA)	93,500
30513	Child Welfare Society Vereeniging	661,194
31590	Child & Family Care Society Northern Cape	550,000
33691	Child & Family Welfare Great Brak River	497,565
33296	Child & Family Welfare Society Bethlehem	1,088,120
27597	Child & Family Welfare Society Greater Boksburg	2,972,761
35460	Child & Family Welfare Society Greater Boksburg	1,128,896
34217	Child & Family Welfare Society of Pietermaritzburg	1,618,472
30937	Child & Family Welfare Society Sandveld	349,229
25802	Child & Family Welfare Society Witbank	558,992
30074	Child & Youth Care Agency for Development	400,000
35251	Child & Youth Care Agency for Development	655,000
24845	Child Line North West	550,700
35528	Child Line North West	1,266,777
23272	Child Welfare Society Fort Beaufort	111,205
31417	Child Welfare Society QwaQwa	366,000
31845	Child Welfare South Africa Helderberg	686,273
33820	Child Welfare South Africa Helderberg	475,566
34314	Childline Family Centre KZN	1,826,502
33629	Childline Gauteng	3,324,575
24308	Childline Mpumalanga	611,515
34031	Childline Mpumalanga	489,274
27549	Childlink Alberton	255,422
33589	Children's Assessment & Therapy Centre Trust	1,279,411
35919	Children's Disability Centre	697,326
25732	CHOC - Childhood Cancer Foundation SA	1,504,850
31304	Choice Comprehensive Health Care Trust	127,000
34695	Chris Day Care Centre	99,950
33742	Christelike Maatskaplike Raad Graaff Reinet	312,970
27788	Christelike Maatskaplike Raad Burgersdorp	216,882
35376	Christelike Maatskaplike Raad Burgersdorp	281,811
33213	Christelike Maatskaplike Raad Drakensberg	287,844
27266	Christelike Maatskaplike Raad Drakensberg	200,000



33195	Christelike Maatskaplike Raad East London	493,767
35918	Christelike Maatskaplike Raad Germiston	357,000
28278	Christelike Maatskaplike Raad Greater Alberton	543,000
34738	Christelike Maatskaplike Raad Greater Alberton	1,378,209
31285	Christelike Maatskaplike Raad Pretoria West	409,903
34700	Christelike Maatskaplike Raad Pretoria West	457,207
35370	Christelike Maatskaplike Raad Queenstown	1,006,631
35135	Christelike Maatskaplike Raad Rustenburg	668,521
30988	Christelike Maatskaplike Raad Silverpark	239,619
35600	Christelike Maatskaplike Raad Silverpark	345,621
30498	Christelike Maatskaplike Raad Soshanguve	1,208,078
35872	Christelike Maatskaplike Raad Valhalla	185,785
34708	Christelike Maatskaplike Raad Wonderboom	341,499
30515	Christelike Welsynsraad Gauteng East	326,288
25265	Christelike Welsynsraad Mpumalanga	67,032
34063	Christelike Welsynsraad Mpumalanga	298,405
34838	Christian Day Care Centre	58,575
35703	Christian Social Council Benoni	1,482,112
34129	Christian Social Council Carolina	102,945
27932	Christian Social Council Derdepoort	502,250
34709	Christian Social Council Derdepoort	469,619
37029	Christian Social Council Ermelo	318,924
25965	Christian Social Council Lydenburg	209,630
34009	Christian Social Council Lydenburg	310,318
30299	Christian Social Council Mokopane	78,299
30621	Christian Social Council Moot	290,493
34149	Christian Social Council Musina	497,819
33623	Christian Social Council Nigel - Ring van Heidelberg	522,461
30100	Christian Social Council North	972,566
34703	Christian Social Council North	1,132,714
34705	Christian Social Council North	682,000
31368	Christian Social Council Ring van Linden	161,606
35891	Christian Social Council Ring van Linden	492,216
31369	Christian Social Council Springs	284,000
34745	Christian Social Council Springs	1,105,390
33267	Christian Social Council Volksrust	185,759
30102	Christian Social Services Council Daspoort	421,241
34704	Christian Social Services Council Daspoort	333,080
33198	Christian Social Services Council Port Elizabeth	1,134,645

30620	Christian Social Services Kempton Park	300,000
35786	Christina Kiddie Kindersentrum	488,430
34106	Christine Revell Children's Home	699,660
33800	Citizens Advice Bureau	430,500
27618	City Year SA Citizen Service Organisation	100,000
27772	Cleary Estate Cheshire Home	240,000
27554	Clever Kiddies Day Care Centre	50,000
30117	Community Action towards a Safer Environment	411,400
30117	Community Action towards a Safer Environment	411,400
33507	Community Based Child & Youth Protection Programme	372,609
35667	Community Development Resource Association	87,750
33329	Community Resources & Legal Advice	340,700
27550	Compassionate Friends	134,000
35437	Co-op Crèche	263,750
33258	Coronation Memorial Home for the Aged	840,000
31596	Council for the Aged Kempton Park	562,688
27644	Cradock After School Care Forum	115,000
34088	Creating Effective Families	638,030
33649	CS Medical & Relief Service	2,210,699
35795	Dalpinia Kleuterskool	507,850
34881	Dana Tehuis vir Senior Burgers	752,933
30126	Deaf Community of Cape Town	924,600
33390	Deaf Community of Cape Town	894,000
31182	Deaf Federation Western Cape	350,000
33439	Dementia SA	226,850
33439	Dementia SA	226,850
31591	Derdepoort Primary School	1,192,233
30728	Deutsches Altersheim	350,000
34038	Deutsches Altersheim	417,672
30981	Diabetes South Africa	525,420
33703	Dimbaza Society for the Aged	422,700
30685	Dineo Day Care Centre	43,775
30685	Dineo Day Care Centre	43,775
30533	Dirang Ka Kagiso	125,800
31431	Dirisanang School	543,357
33250	Disability Workshop Development Enterprise	411,000
34788	Disabled People of Kwa Thema	803,906
9632	Disabled People of South Africa	300,000
4169	Disabled People of South Africa	1,500,000



33044	Disabled People of South Africa	1,848,439
33317	Dockda Rural Development Agency	394,860
33446	Domestic Animal Rescue Organisation	210,000
30609	Down Syndrome Association Gauteng	489,000
30697	Down Syndrome Association Pretoria	676,440
33994	Down Syndrome Association Pretoria	702,765
33400	Down Syndrome Association Western Cape	329,600
36069	Down Syndrome SA	836,650
30470	Drakenstein Centre for Persons with Disabilities	540,522
31909	Drostdy Protective Workshop	371,317
25253	Durban Association for the Aged	578,495
33527	Durban Children's Home	793,000
26459	Durban School for the Hearing Impaired	431,186
34312	Durban YMCA	469,615
39952	DWT Nthate Mercy Centre Skills Training	383,600
31740	Early Learning Centre	201,100
33492	Early Learning Foundation	180,000
33839	Early Years Services	937,710
31117	Early Years Services	177,109
21093	East London Child & Family Welfare Society	750,000
33701	East London Children's Home	1,003,796
31079	East London High Transmission Area Project	328,031
33775	East London High Transmission Area Project	604,491
30759	East London Senior Citizens Association	750,890
31440	East Rand Protective Workshop	2,500,000
32251	Eastern Province Child & Youth Care Centre	1,451,057
31507	Ebenhaeser Dienssentrum	273,994
35666	Ebenhaeser Dienssentrum	342,000
31439	Edenvale Child & Family Welfare Society	200,000
33997	Edenvale Child & Family Welfare Society	250,000
30646	Edenvale Old Age Home	350,000
33644	Eersterus Care & Training Centre	819,055
27615	Eersterust Welfare Organisation for the Aged	3,241,355
34783	Eersterust Welfare Organisation for the Aged	715,700
35688	Ekklesiapark Tuiste vir Bejaardes	642,015
33604	Ekubusisweni Child & Family Welfare Society	439,138
30978	Ekuhlalani Community Pre-School Project	1,214,270
33794	Ekuhlalani Community Pre-School Project	600,000
27613	Ekukhuseleni/Tshireletso Hospice	1,551,502
30616	Ekupholeni Mental Health & Trauma Centre	524,000

33572	Ekuzameni Rehabilitation Centre	259,788
30087	Elandsdrift Parent Association & Children's Welfare	297,898
34845	Elandsdrift Parent Association & Children's Welfare	281,953
34341	ELC Emseni Old Age Home	590,791
35229	Elethu Daveyton Cheshire Homes	350,000
33453	Elgin Learning Foundation	1,667,376
33989	Elim Home	1,501,133
27645	Elliot Hoerskool	425,000
27645	Elliot Hoerskool	1,117,200
27767	Elliot Home for the Aged	344,326
33205	Elliot Home for the Aged	369,067
33689	Elsen Academy	335,965
33511	Elsies River Community Advice Office	318,000
33386	Elsies River Social Welfare Association	400,000
31474	Eluxolweni Charitable Trust	690,712
33901	Eluxolweni Charitable Trust	696,455
26473	Empangeni Child & Family Welfare	425,000
33503	Empilweni	450,000
31925	Empilweni Home	455,946
35344	Empilweni Home	1,181,573
34679	Employment Solutions	1,498,140
31280	Employment Solutions	701,880
30779	Emthonjeni Awareness Centre	340,998
35731	Emthonjeni Awareness Centre	1,204,915
30779	Emthonjeni Awareness Centre	340,998
30546	Emthonjeni Pre-Primary School	45,500
30535	Emuseni Day Care Centre	58,845
30535	Emuseni Day Care Centre	58,844
22759	Enkolweni Crèche	43,300
27987	Enlighten Education Trust	187,000
33299	Enlighten Education Trust	176,344
27529	Ennerdale Service Centre & Meals on Wheels	41,900
36216	Epilepsy SA	1,701,757
35657	Epilepsy SA	3,131,465
34755	Epilepsy SA Gauteng	2,716,329
34117	Epilepsy SA Knysna	688,497
25305	Epilepsy SA Mpumalanga-Limpopo	870,618
35480	Epilepsy SA Mpumalanga-Limpopo	479,750
33815	Eric Miles Cheshire Home	903,156



22308	ESDA Frail Care & Community Centre	62,025
33557	Estcourt Hospice Association	807,604
33412	Etafeni Day Care Centre Trust	887,544
34057	Ethelbert Children's Home	769,650
37048	Ethembeni Community Centre	630,700
25188	Ethembeni-HIV/AIDS Ministry	207,900
25188	Ethembeni-HIV/AIDS Ministry	207,900
25708	Evanna SAVF Home	297,547
31532	Ezibeleni Moravian Crèche Day Care Centre	25,000
31475	Faith & Hope Aids Programme	655,360
31489	Family Life Centre (FAMSA National)	1,698,035
33605	Family Literacy Project	500,000
33292	FAMSA Knysna	747,727
33939	FAMSA Boland Drakenstein Area	166,188
36097	FAMSA Durban	2,207,085
33768	FAMSA Grahamstown	1,123,423
26012	FAMSA Highveldridge	167,040
34146	FAMSA Highveldridge	148,290
31862	FAMSA Karoo	1,575,986
33432	FAMSA Karoo	204,426
31326	FAMSA Northern Mpumalanga	118,080
35503	FAMSA Northern Mpumalanga	128,406
33429	FAMSA Pietermaritzburg	1,364,948
33870	FAMSA Port Elizabeth	934,739
35519	FAMSA Potchefstroom	2,085,616
35690	FAMSA Pretoria	916,307
31919	FAMSA Stutterheim	425,200
33330	FAMSA Stutterheim	1,099,548
34722	FAMSA Vaal Triangle	526,286
35684	FAMSA Welkom	956,000
30611	FAMSA West Rand	709,500
34757	FAMSA West Rand	737,000
33843	FAMSA Western Cape	5,035,290
31264	Far North Alcohol & Drug Centre	1,200,616
34449	Far North Alcohol & Drug Centre	572,400
31265	Far North Alcohol & Drug Centre	249,555
23518	Far North Alcohol & Drug Centre	1,909,475
31144	Fasfacts	749,225
33532	Fasfacts	1,498,500

21746	Phatuwani Community Projects	77,417
31438	Filadelfia Secondary School	623,694
34807	Filadelfia Secondary School	1,983,542
31438	Filadelfia Secondary School	623,694
33478	Fish Hoek Kommetjie Noordhoek Welfare Association	226,499
30520	Flower Foundation Residential Clubs	341,201
40392	Foodbank SA	16,000,000
36081	Forest Farm Centre	776,546
30610	Forest Town School for Cerebral Palsy	1,232,655
34098	Foundation for Community Work	786,526
33506	Foundation for Community Work	381,000
31745	Foundation for Community Work	440,600
31017	Freedom Care Communities Based Organisation	73,000
35880	Friend in Need	370,215
33653	Friends Day Care Centre	468,100
31184	Friends of Vista Nova	420,077
34049	Fulton School (Deaf)	436,419
26135	Future View HBC	138,800
34951	Future Visions	1,057,046
27666	GADRA Advice & Community Work	574,145
36862	Gagokalafi	384,000
30527	Ga-Rankuwa YMCA	240,500
30512	Gateway Society for the Mentally Disabled	340,814
27543	Gauteng Children's Rights Committee	535,000
35324	Gauteng Children's Rights Committee	1,181,156
34665	Gauteng Kidney Association	884,200
33837	George Child & Family Welfare	256,800
33469	Goedgedacht Roman Catholic Trust	829,912
31278	Golang Kulani Early Learning Centre	795,434
33280	Golden Gateway Hospice	338,000
31016	Goldfields Child & Family Welfare Society	750,051
35663	Goldfields Child & Family Welfare Society	1,261,324
31095	Goldfields Hospice Association	478,000
35989	Goldfields Hospice Association	1,229,999
35052	Good Hope Development Fund	361,880
31741	Good Hope Psychological Service	200,000
31521	Good Shepherd Hospice	372,500
31521	Good Shepherd Hospice	372,500
24424	Grace and Love Day Care Centre	326,707



23619	Grace Help Centre	458,112
33225	Grahamstown Child & Family Welfare Society	1,912,665
33751	Grahamstown TB Care Society	508,981
33480	Grail Centre Trust	199,645
33423	Grandmothers Against Poverty & Aids	118,500
33450	Grassroots Adult Education & Training Trust	1,251,993
30506	Greater Benoni Child & Family Welfare Society	411,848
35859	Greater Benoni Child & Family Welfare Society	1,655,688
34729	Greater Germiston Society for Child & Family Welfare	1,290,577
33401	Greater Stellenbosch Development Trust	1,695,000
31749	Groote Schuur Hospital Benevolent Association	401,800
26405	Guidance Education Youth Project	935,687
25625	Ha Phororo/Empophomeni	1,175,011
34207	Happy Hearts Safe House	91,000
34928	Happy Hearts Service Centre for the Aged	258,520
22837	Haven Night Shelter	4,469,770
30922	Haven Night Shelter	7,179,856
33440	Haven Night Shelter	769,509
33890	Haven Wellness Centre	416,710
21337	Hawston Health & Welfare Organisation	139,148
32244	Hawston Health & Welfare Organisation	324,290
26659	Headway Natal	200,000
33300	Heart-to-Heart Care Centre	255,000
33537	Helderberg Hospice	750,000
31172	Helderberg Society for the Aged	626,200
33427	Helderberg Society for the Aged	550,000
31177	Helderberg Society for the Aged	80,000
33914	Helderberg Stroke Support Group	19,900
35143	Helping Hand Hospice	617,103
34841	Herfsland Home for the Aged	2,428,300
33868	Hermanus Child & Family Welfare Society	1,399,058
31785	Hermanus Society Welfare Aged	178,226
33353	Hermanus Society Welfare Aged	200,000
31923	Herschel Community Empowerment Programme	78,250
21410	Hexvallei Gemeenskapdienste	100,374
34900	Highveld Ridge SPCA	342,957
27205	Highway Aged	400,000
33536	Highway Hospice Association	2,000,000
31928	Hillcrest Advice Bureau	26,700

26617	Hitekani Crèche	137,500
29072	HIV / AIDS Prevention Group	244,000
28389	Hlanganani Child & Family Welfare Society	75,000
29070	Hoedspruit Training Trust	239,999
33383	Home from Home Trust	60,000
34580	Home Start South Africa	109,392
30328	Home Tekna	848,426
33333	Home Tekna	1,160,600
30940	Homestead	819,993
33418	Homestead	885,932
31903	HOPE Foundation	286,660
30557	Hope in Victory Care Givers	900,000
34835	Horizon Care Centre	200,000
31272	Horizon Thusanang	2,210,244
35021	Horizon Thusanang	4,027,659
30687	Hosanna Soup Kitchen	156,834
33675	Hospice Association of Transkei	103,500
31490	Hospice Association Witwatersrand	2,039,000
35910	Hospice Association Witwatersrand	1,105,000
34558	Hospice in the West	1,325,809
35716	Hospice Ladybrand	660,000
34975	Hospice Matlosana	2,654,300
35487	Hospice of White River	726,394
23617	Hospice Rustenburg	260,000
20464	House of Mercy	750,000
28561	House Otto Self Help Centre	628,400
33819	Hugenote Kollege - Christen Vigsburo	265,000
35935	Huis Emily Hobhouse	464,475
33906	Huis Formosa	1,055,036
27239	Huis Louisa Meyburgh	689,972
33186	Huis Louisa Meyburgh	605,698
31424	Huis Silwerjare	444,135
35936	Huis Sorgvry Sentrum vir Bejaardes	495,000
26842	Human Resource & Social Information Centre	954,000
35013	Human Resource & Social Information Centre	1,363,400
34547	Ikageng Old Age Relief Centre	1,690,500
28016	Ikeletse Ka Kopano	195,480
31751	Ikhyalethemba Project	118,286
21753	Ikhwezi Crèche	330,539



33949	Ikhwezi Trust	131,460
31906	Ikhwezi Women's Support Centre	795,700
34667	Imisebeyelanga Services	167,000
31865	Immanuel Centre	105,650
31865	Immanuel Centre	105,650
21224	Impendle & District Child & Family Welfare Society	220,000
31133	Imperanipark Tehuis vir Bejaardes	309,688
34839	Impilo Place of Safety	374,333
34276	Inanda Newtown & District Child & Family Welfare	302,613
34127	Incaba Old Age Home Base Care Centre	278,506
30982	Includid Maitland	371,391
34095	Includid Maitland	441,000
33810	Inclusive Education Western Cape	484,210
27218	Indatshe Primary School	476,000
34114	Indlela	452,750
30977	Institute for Social Concerns	430,000
32241	Institute for the Blind - Pioneer School	167,368
28495	Institute for the Blind Industries	705,827
31151	Institute for the Deaf (Worcester)	1,093,351
33902	Institute for the Deaf (Worcester)	4,590,533
33754	Integrated Community Development Programme Trust	358,320
36300	lphateng Social Development Service	310,000
33625	Irene Homes	2,361,882
33208	Isifungo Pre Primary School	271,400
33241	Isiphephelo Home Based Care	373,275
30647	Isiqhingi Senjabulo Pre School	105,500
31305	Itireleng Day Care	24,000
29062	Itireleng Educational Project	571,127
34157	Itireleng Educational Project	1,751,365
20662	Jabulani Crèche	50,000
30494	Jabulani Khakibos Kids	564,575
30494	Jabulani Khakibos Kids	564,576
35300	Jacaranda Haven	1,159,503
33352	Jagersbosch Community Care Centre	650,000
33407	James House	985,000
31039	Jersey Farm Advice & Information Centre	311,701
30076	Jeugland Dienssentrum	74,635
30961	Jewish Women's Benevolent Society	332,750

30961	Jewish Women's Benevolent Society	332,750
33442	Jireh Community Projects	858,006
26393	JM Mosiane Primary School	560,660
34560	Johanna Raath Service Centre	230,600
30630	Johannesburg Children's Home	2,075,700
33619	Johannesburg Children's Home	4,238,542
35920	Johannesburg Institute of Social Services	2,271,012
30997	Johannesburg Jewish Helping Hand & Burial Society	2,360,000
34629	Johannesburg Jewish Helping Hand & Burial Society	6,500,000
30075	Johannesburg Parent & Child Counselling Centres	1,250,000
34867	Johannesburg Parent & Child Counselling Centres	1,475,000
33273	Josef Matwa Old Age Home	177,000
34126	Joy Home Based Care	454,115
34768	JS Mminele Child & Youth Care Centre	1,365,889
30095	Kadimah Occupational Centre	375,231
21499	Kamhlushwa Old Age Group	250,000
31544	Kamieskroon Primary School	256,823
30711	Kanana Mental Health Care Centre	401,686
33279	Karoo Centre for Human Rights	1,055,595
31870	Karoo SPCA	244,800
30626	Katlego Day Care Centre	60,522
31387	Katlehong Early Learning Resource Unit	1,304,080
35733	Katlehong Resource Centre	550,920
26151	Kellysville Primary School	589,635
28235	Kerklike Maatskaplike Diens Bloemfontein	1,153,508
35938	Kerklike Maatskaplike Dienste Ring van Fauresmith	150,000
35928	Kerklike Maatskaplike Diens Odendaalsrus	148,000
25701	Kgatsheng Middle Secondary School	952,044
34601	Kgosi Neighbourhood Foundation	305,429
33458	Khanyisa School for Supportive Education	393,039
26245	Khayaletu Day Care Centre	202,864
35607	Khazimula Children's Project	278,621
27984	Kheaphole Day Care Centre	86,956
35492	Khulakahle Educare Centre	545,174
31577	Khululeka Community Education Development Centre	1,289,600
33709	Khululeka Community Education Development Centre	1,331,200
23738	Kinderstrand	462,255
31910	King Williams Town Child & Youth Centre	720,000



33757	King Williams Town Child & Youth Centre	1,477,000
34265	Kingsburgh Child & Family Welfare Society	386,636
22281	Klawer Advice & Development Centre	224,250
33977	Kleinmond Child & Family Welfare Society	401,300
33804	Knysna Child & Family Welfare Society	331,111
25145	Kokstad Child & Family Welfare Society	1,663,449
30325	Kopanang Youth Club	217,862
30325	Kopanang Youth Club	217,863
34081	Kopano Ke Matla	265,000
31620	Kotulong Community Centre	250,000
31620	Kotulong Community Centre	250,000
33651	Kranshoek Child & Family Welfare Society	347,322
30319	Kristopher Ryan Centre	454,000
35931	Kroonstad Sentrum vir Bejaardes	868,636
31470	Krugersdorp Society for Child & Family Welfare	455,600
33719	Kruisfontein/Humansdorp Child & Family Welfare	1,628,067
31357	Kungwini Early Learning Centre	26,278
22429	Kungwini Welfare Organisation	419,628
31358	Kungwini Welfare Organisation	847,117
34802	Kungwini Welfare Organisation	2,243,972
27537	Kwa Thema Crèche	217,500
34352	La Gratitude Old Age Home	1,250,000
32199	Ladismith Kinder & Gesinsorg Vereeniging	391,390
33367	Ladismith Kinder & Gesinsorg Vereeniging	498,000
33596	Ladysmith & District Child & Family Welfare Society	228,500
25260	Ladysmith Hospice Association	111,857
31447	Lake Farm Aid Centre	516,820
30798	Lat Wiel Self Help Centre	343,000
34564	Lat Wiel Self Help Centre	262,400
36302	Leamogetswe Safety Home	1,264,000
28073	Learn to Earn	2,218,262
31295	Leboneng Day Care	41,550
31295	Leboneng Day Care	41,550
24336	Legal Resources Centre	1,500,000
31329	Lekane School	1,150,000
31329	Lekane School	1,150,000
31434	Lemotso Primary School	153,955
34684	Lenasia Cancer Society	89,000
28264	Lerato Educare Centre	114,800
35171	Lerato Educare Centre	170,700

28018	Leratong Hospice	1,166,000
34864	Leratong Hospice	828,900
30529	Leratong Mission Centre	374,532
30529	Leratong Mission Centre	374,531
35314	Leratong Mission Centre	221,880
31077	Lesedi Educare Association	898,060
33204	Lesedi Hospice	393,794
34612	Lesedi Self-Help Association for People With Disabilities	350,000
31020	Lesedi-Lechabile Primary Care	1,202,000
24848	Leseding Care Givers	523,170
31243	Leseding Centre for Mentally Handicapped	500,000
34723	Leseding Day Care Centre	24,956
35730	Lethabo Le Khutso	610,942
35689	Lethukukhanya Health Institute	804,600
35929	Lewenslus Sentrum vir Bejaardes	259,600
34226	Lifeline Durban	2,145,713
26784	Lifeline Durban	500,000
33668	Lifeline East London	738,150
34029	Lifeline East Rand	1,677,800
27668	Lifeline Eastern Cape	2,015,000
35369	Lifeline Eastern Cape	520,792
31366	Lifeline Johannesburg	754,087
34896	Lifeline Nelspruit	575,300
33528	Lifeline Pietermaritzburg	1,325,500
34740	Lifeline Pretoria	422,972
30562	Lifeline Pretoria	1,385,918
34172	Lifeline Vaal Triangle	1,396,585
35302	Lifeline West Rand	725,300
33434	Lifeline Western Cape	2,594,000
34055	Lifeline Zululand	1,121,250
25078	Lindokuhle Child & Family Welfare	162,000
28115	Lingelihle Old Age Home	1,567,919
33803	Lingelihle Old Age Home	654,465
35635	Lithanza Community Development & Training	258,025
33477	Little Angels Day Care	341,360
35647	Little Darlings Day Care Centre	222,286
31365	Little Eden Society for Care of Persons with Mental Handicap	3,500,000
31471	Little Light Pre-School	471,557



27862	Little Saints of Bethany (Genesis)	595,000
21279	Living Waters Ministry	308,707
30761	Living Waters Ministry	150,000
21279	Living Waters Ministry	308,707
30761	Living Waters Ministry	150,000
34069	Louis Hildebrandt Children's Home	1,294,549
33523	Lower South Coast SPCA	248,600
34035	Lowveld Alcohol & Drug Help Centre	1,181,905
28388	Lukas Project	44,725
31918	Lusikisiki Paralegal Advice Centre	373,620
34592	Lutheran Community Outreach Foundation	2,967,730
27551	Lutheran Community Outreach Foundation	353,177
24276	Lydenburg Rusoord	1,382,547
34008	Lydenburg Rusoord	849,296
36110	MaAfrika Tikkun Association	17,924,143
35131	Maboloka HIV/AIDS Awareness Organisation	1,223,800
33767	Madeira Home Housing Utility Company	900,082
27402	Mahadu Primary School	431,600
27402	Mahadu Primary School	431,600
26862	Maje Lower Primary School	520,000
34746	Malamulele Onwards	568,600
22735	Malethlogonolo Stimulation Centre	52,830
27540	Mali Martin Polokegong Centre	255,000
27540	Mali Martin Polokegong Centre	75,000
30975	Manenberg Pre School Association	335,000
35683	Maokeng Child & Family Welfare Society	421,407
30762	Marais Steyn Home	209,000
23637	Maranatha Day Care Centre	57,470
23637	Maranatha Day Care Centre	57,470
36725	Maranatha Day Care Centre	81,250
30084	Margaret Maltman Crèche	159,434
30084	Margaret Maltman Crèche	159,434
33426	Margarets House	275,000
33501	Marion Institute	352,360
31738	Maryland Literacy Programme	188,100
34037	Masakane Trust	204,500
33252	Masakhane Youth Centre	825,321
31613	Masangane Moravian AIDS Programme	162,408
31613	Masangane Moravian AIDS Programme	162,409

33763	Masibambane Disabled Centre	250,000
31030	Masikhule Early Childhood Development Centre	551,000
33759	Masimanyane Women's Support Group	1,782,451
31155	Masinedane Childminding Project	40,982
33845	Masinedane Gemeenskapdiens	204,579
30943	Masinedane Training Centre	132,000
33705	Masinedane Training Centre	240,389
31563	Masizakhe Community Project	267,500
32204	Masizakhe Crèche	104,772
34486	Masoyi Home Base Care Project	1,199,165
33795	Matie Community Service	419,500
30321	Matlala Advice Office	462,697
33202	McClendland Centre for the Handicapped	500,000
22021	McKaiser Old Age Home	348,237
26676	Meerhof School for Physically Disabled	387,042
30681	Melodi LP Primary School	817,945
30776	Mercy House	400,000
21283	MESCA Flame Lily Park	235,336
31362	Metropolitan Evangelical Services	1,397,230
34646	Meyerton Child & Family Welfare	442,482
30690	Meyerton Child & Family Welfare	194,250
33602	Meyrick Bennett Children's Centre	479,031
30958	Mfundiso After Care Centre	94,128
27541	Midcity Trauma Therapy Centre	142,000
27541	Midcity Trauma Therapy Centre	142,000
34877	Middelburg Child & Family Welfare Society	699,096
35612	Midlands Community College	276,089
30521	Midrand Association for Home Based Care	350,400
30516	Midrand SPCA	186,672
28091	Miqlat Ministry	608,088
33892	Missionvale Care Centre	940,000
16852	Mmashiko Community Centre	359,796
29060	Mohlanatsi Integrated Rural Development Programme	104,785
29060	Mohlanatsi Integrated Rural Development Programme	104,785
34440	Mohlanatsi Integrated Rural Development Programme	488,400
27387	Mologadi Educare	299,000
27387	Mologadi Educare	299,000
27594	Monument Service Centre	182,600



23273	Monwabisi Preschool	22,120
31308	Moraba Primary School	1,250,000
31308	Moraba Primary School	1,250,000
33944	Moreson ACWV Children's Home	270,100
26401	Moretele Sunrise Hospice	1,246,466
28526	Mosaic Training Service & Healing Centre for Women	1,050,900
33409	Mosaic Training Service & Healing Centre for Women	1,072,483
30502	MOTH	20,000
30727	Motheo Day Care & Pre School	216,000
28232	Mothergoose Day Care Centre	91,680
30705	Motlatsi Crèche	118,810
33764	Mount Fletcher Cheshire Home	282,241
33344	Mphethari Day Care Centre	123,750
34130	Mpumalanga Frail Care Centre	645,510
25312	Mpumalanga Mental Health Society	758,730
34474	Mpumalanga Mental Health Society	430,184
34333	Msunduzi Hospice Association	995,100
35705	Munsieville Care of the Aged	397,769
35705	Munsieville Care of the Aged	397,769
23719	Muscular Dystrophy Foundation of SA	978,300
33410	Music Therapy Community Clinic	352,332
34311	Muthande Society for the Aged	600,000
33232	Mzomtsa Children's Home	683,661
21534	N2 Southern Cape Rural Development Forum	180,469
34947	Naledi Early Learning Centre	477,328
34947	Naledi Early Learning Centre	477,328
35960	Naledi Hospice	2,426,464
31008	Namaqualand Association for Preschool Education	2,404,367
33578	Natal Blind & Deaf Society	1,031,836
34358	Natal Society for the Blind	561,595
36170	National Association for Persons with Cerebral Palsy	297,500
25770	National Council for Persons with Physical Disabilities	500,000
30549	National Council of African Women	172,000
21409	National Council on Problem Gambling	110,100
30617	National Organisation of the Blind SA	100,000
30617	National Organisation of the Blind SA	100,000
30471	National Osteoporosis Foundation	75,000
24190	National Welfare Social Services & Development Forum	3,442,000

33402	Nazareth House Aids Project	1,455,000
30667	Nelson Rolihlahla Primary School	494,000
25967	Nelspruit Child Welfare Society	760,133
34875	Nelspruit Child Welfare Society	593,100
30099	New Hope School	384,000
31763	Newton Dienssentrum	140,050
35754	NG Kerk Kinderhuis, Noord Kaap	952,914
27859	NG Ministry of Caring	708,479
34774	NG Ministry of Caring	865,555
31415	NG Social Services Free State	437,945
27220	NG Welsyn Kimberley	786,000
35743	NG Welsyn Kimberley	1,123,680
24798	NG Welsyn Noordwes	127,140
26414	NG Welsyn Noordwes	5,010,938
26389	NG Welsyn Vryburg	577,355
28508	NGMD Vrystaat Jeugsorgsentrum	1,267,840
25437	Ngxongwane Primary School	491,870
35060	Nightingale Hospice	406,706
35876	NISAA	714,820
31483	Nkanyezi Stimulation Centre	253,000
33215	Nkosinathi Foundation for the Blind	987,488
30739	Nomini Primary School	338,569
31429	Noorderbloem Behuisingskema	250,000
33214	Noorderbloem Behuisingskema	970,065
31612	North Gauteng Mental Health Society	739,000
35911	North Gauteng Mental Health Society	1,723,227
26397	North North West Care for Persons with Disabilities	1,154,620
33234	Northern Free State Mental Health	365,000
26790	Nothisiwe Primary School	50,000
34666	Novalis House	650,000
34773	Nqobile Women's Development Project	828,100
34030	Ntataise Lowveld Trust	982,180
31867	Ntshuxekani Community Based Organisation	131,460
31867	Ntshuxekani Community Based Organisation	131,460
35713	Ntsoanatsatsi Educare Trust	804,306
31107	Ntsoanatsatsi Educare Trust	2,369,305
34285	Ntuzuma Organisation People with Disability	338,831
27211	Nurturing Orphans of Aids for Humanity	1,589,225
33493	Oasis Association	860,435



34577	Oasis Haven of Love Foundation	463,576
30497	Oasis Haven of Love Foundation	267,150
30127	Oil Reach Out Adolescent Training	36,764
35867	Ondersteuningsraad	4,050,000
27560	Ons Herberg Tehuis vir Bejaardes	410,000
33276	Ons Plek Projects	645,328
27596	Ons Tuis Multi Purpose Frail Care Centre Riveira	1,257,250
33301	Ons Tuiste ACWV Dienstak	309,000
35934	Ons Tuiste Bloemfontein	537,000
32252	Ons Tuiste Humansdorp	621,566
35732	Ons Woning Tehuis vir Bejaardes	328,578
30770	Onthatile HIV/AIDS Project	184,225
25388	Ontwikkelingsinstituut vir Doves en Blindes	382,000
35961	Onze Rust Sentrum vir Bejaardes	439,151
33745	Oosterland Youth Centre Despatch	875,000
25144	Open Door Crisis Centre	2,276,046
25064	Open Gate Special School	545,775
26671	Operation Blanket	898,747
36252	Operation Upgrade of SA	1,625,110
21420	Orange Vroue Vereeniging Ficksburg	200,000
35719	Oranje Vroue Vereeniging Ventersburg	1,350,300
33787	Orion Trust	600,000
35104	Orkney Child & Family Welfare Society	603,968
31840	Overberg Development & Empowerment Centre	125,000
31840	Overberg Development & Empowerment Centre	125,000
33865	Overstrand Child & Youth Centre	215,890
35717	OVV Hennenman	530,732
35996	OVV Trompsburg	237,600
33454	OWL Haven Shelter	374,150
33388	Paarl Youth Initiative	969,395
34673	Parents for Children with Special Educational Needs	200,000
31267	Park Care Centre	492,541
34575	Park Care Centre	4,102,678
23522	Park Care Centre	541,249
36071	Parkinson Association SA	1,094,435
34140	Partners with After School Care Projects	1,991,000
31837	Patch Helderberg Child Abuse Centre	327,640
33484	Patch Helderberg Child Abuse Centre	592,192
27604	Pathways Roodepoort	214,184

30670	Peace Makers Home Based Care	941,660
27812	Peddie Development Centre	210,000
31736	Peninsula School Feeding Association	408,000
34024	People for Awareness on Disability Issues	844,455
35331	People Opposing Women Abuse	1,444,503
33869	Percy Bartley House	335,536
27778	Perpetual Care Trust	201,360
27778	Perpetual Care Trust	201,360
31452	Persevere Until Something Happens	415,200
33415	Peter Pan Down Syndrome Centre	1,109,545
35711	Petsana Child Care Forum	586,900
33574	Pevensey Place	800,000
24425	Pfuxanani Early Learning Centre	188,064
24425	Pfuxanani Early Learning Centre	188,063
21228	Phakamani Child & Family Welfare Society	50,000
33677	Phakamani Crèche	457,881
26647	Phakgamang Community Resource Centre	1,154,309
24533	Phaphamani Home Based Care Project	294,000
24250	Phembela Secondary School	550,000
24250	Phembela Secondary School	550,000
20942	Philani Health Care Centre	219,300
34135	Philippi Trust SA	268,146
25077	Phoenix Child & Welfare Society	248,180
34287	Phoenix Child & Welfare Society	377,291
30315	Pholosho Care Centre	356,820
30315	Pholosho Care Centre	356,820
27894	Phutaditjaba Old Age & Disabled Care Organisation	531,747
35242	Phutaditjaba Old Age & Disabled Care Organisation	595,994
30091	Phyllis Robertson Housing, Care & Rehabilitation	1,310,654
30659	Pieter Wessels Home	686,078
34329	Pietermaritzburg & District Cerebral Palsy Association	552,301
34370	Pietermaritzburg Association for the Aged	556,791
33603	Pietermaritzburg Benevolent Society	1,300,187
33579	Pietermaritzburg Children's Homes	651,240
35606	Pietermaritzburg Mental Health Society	237,125
23495	Pinelands Crèche	72,000
33563	Place of Restoration	250,000
30967	Plettenberg Bay HIV/Aids Forum	195,872



30967	Plettenberg Bay HIV/Aids Forum	195,871
30947	Pniellandgoed Primary School	256,280
30641	Polokego Shelter for Abused Women & Children	337,800
30641	Polokego Shelter for Abused Women & Children	337,800
33322	Port Alfred Benevolent Society	541,000
31566	Port Alfred Child & Family Welfare Society	617,876
33727	Port Alfred Child & Family Welfare Society	794,937
27770	Port Elizabeth Childline & Family Centre	1,498,800
33240	Port Elizabeth Childline & Family Centre	1,291,600
33700	Port Elizabeth Deaf Association	1,526,084
31203	Port Elizabeth Mental Health	2,500,000
33283	Post-Natal Depression Support Association SA	279,500
34926	Potchefstroom Service Centre for the Aged	813,354
33327	Potgietersrus Service Centre for the Aged	319,056
31302	Poverty Alleviation & Support for People With Aids	250,677
33739	President's Award for Youth Empowerment	300,500
34543	Pretoria Child & Family Care Society	6,729,651
34604	Pretoria Council for the Care of the Aged	2,199,798
35914	Pretoria Sungardens Hospice	3,500,000
34806	Pretoria Workshop for the Blind	841,514
28088	Prince Albert Advice Office	683,000
33396	Prince Albert Advice Office	498,000
30124	Princess Christian Home	107,810
30094	Princess Christian Home	2,073,925
26692	Project Gateway	543,026
35582	Prosperity Youth Centre	677,800
33525	Prosperity Youth Centre	678,349
33793	Qhamani Educare Centre	154,472
31098	Qholaqhwe Advice Centre	186,520
31098	Qholaqhwe Advice Centre	186,520
34777	Quadriplegic Association Gauteng South	130,000
33526	Quadriplegic Association of KZN	1,211,058
36201	Quadriplegic Association of SA	419,600
33791	Quadriplegic Association Western Cape	56,755
33611	Queen Alexandra Retirement Village	410,000
33840	Rachel Swart Fund	700,000
24799	Radineo Primary School	264,338
35799	Ramotshinyadi HIV/AIDS Youth Guide	768,500
27522	Rand Aid Association	5,113,600

27522	Rand Aid Association	5,113,600
21778	Randfontein Kinder en Gesinsorgvereniging	150,000
33915	Rape Crisis Cape Town Trust	2,236,579
31096	Rape Crisis Centre	980,700
35837	Ratanang Group for Children with Multiple Disabilities	213,300
31322	Ratanang Service Centre for the Aged	372,350
31322	Ratanang Service Centre for the Aged	372,350
34781	Remme Los Self Help Centre for Quadriplegics	670,000
36241	Residentia Foundation	2,566,357
32226	Resources Aimed at Prevention of Child Abuse & Neglect	998,150
31034	Restoration of Human Abilities Association	224,180
34749	Restorative Justice Centre	2,392,497
30642	Rethabile Early Learning Centre	178,937
30642	Rethabile Early Learning Centre	178,937
35470	Rethusitswe Day Care Centre	400,000
22241	Retina SA Cape of Good Hope	50,000
35301	Retina SA North Gauteng	849,867
27670	Retina South Africa	255,000
33670	Retina South Africa	215,400
36105	Retina South Africa	781,220
34064	Richards Bay Family Care	789,262
33315	Richtersveld Advice Office	560,981
34847	Ring Ting Nursery School & Baby Care	316,782
22827	Ringetani Preschool	75,000
34337	Rob Smetherham Fund	481,061
30118	Robertson House	286,440
33286	Robertson House	427,848
33636	Roger Stephen Protected Workshop	250,000
34678	Roodepoort Care of the Aged	529,350
30965	Roodepoort Child & Family Welfare Society	500,000
34473	Rosebuds Service Centre	172,755
33457	Rural Education Access Programme	852,500
33435	Rural Education Awareness & Community Health	1,218,017
34555	Rus n Bietjie Tuiste vir Bejaardes	971,094
34739	Rusoord Centurion	897,747
33498	Rusoord Tehuis vir Oues van Dae Paarl	2,612,949
23629	Rustenburg Child & Family Welfare	442,985
35602	Ry Ma In Self Help Centre for Quadriplegics	530,000



30314	SA Blind Workers Organisation	2,038,882
36164	SA Congress for Early Childhood Development	1,270,000
30580	SA Guide Dogs Association for the Blind	200,000
29071	SA National Association of Blind & Partially Sighted Persons	650,000
20447	SA National Council for the Blind	2,500,000
28225	SA National Tuberculosis Association	126,722
30942	SA San Institute Trust	156,255
33350	Saartjie Baartman Centre for Women & Children	1,189,396
35563	Saartjie Baartman Centre for Women & Children	1,643,020
31036	Salem Baby Care Centre	440,596
33738	Samaritan Care Centre	381,234
27915	San Michele Home	1,500,000
34836	San Salvador Home	1,908,373
31074	SANCA Central Eastern Cape	1,441,159
33875	SANCA Central Eastern Cape	3,785,319
34570	SANCA Central Rand Alcohol & Drug Centre	3,608,450
34108	SANCA Durban Alcohol & Drug Centres	2,853,174
30606	SANCA Eastern Gauteng	886,756
33443	SANCA George	241,319
34691	SANCA Johannesburg Society	2,282,467
35908	SANCA Pretoria	1,782,940
34028	SANCA Soweto	2,278,601
30509	SANCA West Rand Clinic	1,275,093
34710	SANCA West Rand Clinic	1,355,389
30980	SANCA Western Cape	2,945,343
33456	SANCA Western Cape	3,720,150
34213	SANCA Zululand	716,000
31395	SANEL Free State & North West Province	782,516
31398	SANEL Free State & North West Province	142,715
31400	SANEL Free State & North West Province	42,052
31397	SANEL Free State & North West Province	548,134
35964	SANEL Free State & North West Province	971,517
35594	SANEL KZN Pietermaritzburg	861,056
33761	SANTA EC Community Services	307,144
33637	SANTA Johannesburg	554,264
34059	Santie Zietsman Dagversorging	589,976
30956	Saron Community Services	493,000
34099	Saron Community Services	366,273

26417	Saron Primary School	150,163
31174	Save the Children Fund	500,000
30765	Save the Children Fund Johannesburg	646,363
26419	SAVF Atamelang Shelter	87,440
34023	SAVF Belfast Children's Home	588,908
34056	SAVF Bethal	182,823
34120	SAVF Carolina Ons Eie Ouetehuis	684,000
26402	SAVF Delareyville	215,760
27572	SAVF Della Villa	38,953
35328	SAVF Die Anker Old Age Home	569,024
24421	SAVF Ellisras	178,000
34154	SAVF Ellisras	143,136
34039	SAVF Ermelo Old Age Home	1,487,673
34937	SAVF Family Care Potchefstroom	736,141
35004	SAVF Gesinsorg Polokwane	170,068
34133	SAVF Herfsakker Tehuis vir Bejaardes	2,685,529
34101	SAVF Hoefeldrif	385,417
30601	SAVF Jasmyn Kleuterskool	150,000
35308	SAVF Johanna Raath Elsburg	454,510
34304	SAVF Kalinka Educare Crèche	431,774
35848	SAVF Kinross Herberg	390,170
34040	SAVF Korale Dienssentrum	122,708
25187	SAVF KZN Social Services	1,172,661
23274	SAVF Lochvaal	190,654
33047	SAVF Magnus Preschool	194,637
34445	SAVF Martha Hofmeyr Home for the Care of Frail People	1,588,844
34034	SAVF Nelspruit	929,874
34115	SAVF Old Age Home Hendrina	602,335
26244	SAVF Ons Eie Old Age Home	480,200
34102	SAVF Ons Eie Old Age Home	336,879
34025	SAVF Piet Retief	552,844
35007	SAVF Potgietersrus	178,576
35006	SAVF Potgietersrus	291,040
25721	SAVF Rethabile Klerksdorp Children's Home	731,450
34956	SAVF Rodeonhof Tehuis Vir Bejaardes	991,801
33271	SAVF Rustig Old Age Home	930,021
24574	SAVF Schoongesicht Luncheon Club	60,039
27567	SAVF Silversig Tehuis vir Bejaardes	1,579,690
24568	SAVF Silwerjare Tehuis	1,753,768



34062	SAVF Silwerjare Tehuis	1,719,440
34488	SAVF Standerton	664,167
30994	SAVF Streekkantoor	155,389
37038	SAVF Susan Strijdom Tehuis	764,629
34481	SAVF Thabazimbi	364,350
27360	SAVF Tzaneen Kleuterskool	380,264
34938	SAVF Ventersdorp Old Age Home	701,515
33266	SAVF Volksrust	386,973
25829	SAVF Zeerust	83,223
31469	Self Help Skills Training Centre	510,000
34540	Self Help Skills Training Centre	1,600,000
30959	Selfhelp Manenberg	507,650
35930	Sentrum vir Bejaardes Bloemfontein	1,239,920
27555	Shalom Respite Care Centre	470,950
35526	Shalom Respite Care Centre	512,872
34787	Shangri-La Self Help Centre for Quadriplegics	754,000
31750	Share Literacy Project	990,549
33489	Share Literacy Project	600,255
33986	Sharpeville Care of the Aged	950,000
25147	Shekinah Care Centre	135,000
34131	Sibusisiwe Clermont Child & Family Welfare Society	250,000
35493	Sikhethokuhle Stimulation Centre	121,470
30715	Siphimfundo Pre-School & Day Care Centre	49,625
30715	Siphimfundo Pre-School & Day Care Centre	49,625
29067	Sivukile Education & Training Trust	327,500
21163	Sivunyiwe Ikhwezi Pre-School	20,619
33821	Siyakha Educare	472,839
33686	Siyakhana Youth Outreach & Education Trust	472,137
31933	Siyanakekela Community Development	522,946
31223	Siyanda Educare	25,000
34013	Siyathuthuka Nursery School	1,383,875
30926	Siyazama Educare Centre	89,600
30926	Siyazama Educare Centre	89,600
25464	Sizabaswele Care of the Aged	206,308
33883	Sizamile Training Centre	166,562
30523	Sizanani Day Care	41,977
31480	Sizolwethu Home Based Care	199,300
35179	SKDB NG Kerk Free State	514,187
34093	Skierailandse Beheerkomitee van die ACVV	1,076,625

31773	Skierailandse Beheerkomitee van die ACVV	962,804
33608	Society for Animals in Distress - Bramley	930,000
27612	Society for Children & Adults with Autism - Key School	460,000
34542	Society for Children & Adults with Autism - Key School	1,140,000
31418	Society for the Blind Free State	187,023
35184	Society for the Blind Free State	194,666
30106	Soil for Life	168,961
33825	Somerset West Night Shelter	120,000
26789	South African ASB Samaritan Organisation	195,960
26789	South African ASB Samaritan Organisation	195,960
33812	South African Children's Home	673,288
30607	South African Council for English Education	65,000
24218	South African National Tuberculosis Association	4,186,120
36192	South Africans Against Drunk Driving	304,165
35597	South Coast Hospice Association	1,011,692
34018	Soweto Care of the Aged	1,464,202
24866	Sparrow Ministries	2,375,967
36186	Sparrow Ministries	5,977,644
34240	SPCA Amanzimtoti	650,000
34610	SPCA Benoni	724,318
35198	SPCA Bloemfontein	470,000
33445	SPCA Cape of Good Hope	617,302
33669	SPCA Cradock	509,876
33606	SPCA Estcourt & District	238,393
33288	SPCA Franschhoek	125,000
33806	SPCA Garden Route	165,573
35561	SPCA Hartbeespoort	494,487
31494	SPCA Heidelberg	189,600
21856	SPCA Humansdorp	50,000
30703	SPCA Kempton Park	38,000
30317	SPCA Louis Trichardt	250,000
33331	SPCA Louis Trichardt	343,232
30324	SPCA Nelspruit	268,100
34141	SPCA Nelspruit	379,089
33540	SPCA Newcastle	164,900
33268	SPCA Paarl	486,100
35807	SPCA Percy Fyfe	378,536
33590	SPCA Pietermaritzburg	277,918
30627	SPCA Randburg	349,240



31513	SPCA Richards Bay	147,400
27606	SPCA Roodepoort	430,400
33798	SPCA Swellendam	170,980
36198	SPCA Tshwane	731,804
33858	SPCA Uitenhage & District	43,650
32249	SPCA Umtata	113,791
34214	SPCA Vanderbijlpark & Sasolburg	242,610
33643	SPCA Vereeniging & District	250,000
33466	SPCA Wellington	348,325
33513	SPCA Winelands	181,600
33248	SPCA Witbank	300,000
34953	SPCA Zeerust	1,132,600
30775	St Anne's Home for Aged Women	120,000
34380	St Anthony's Home Newcastle	2,655,889
34144	St Benedict's Home Gugulethu	371,368
24509	St Benedict's Home Gugulethu	362,438
30960	St Bernard's Hospice	786,050
33746	St Bernard's Hospice	1,630,507
34335	St Clement's Home Based Care	2,469,754
30624	St Francis Care Centre	2,000,000
34682	St Francis Care Centre	3,948,955
30673	St Francis Hospice	500,000
33772	St Francis Hospice	600,000
31853	St George's Children's Home for Girls	418,339
33658	St George's Children's Home for Girls	445,780
31356	St Giles Association	610,000
31772	St Helena Sandveld Hospice	103,600
33516	St Helena Sandveld Hospice	355,194
30951	St Joseph's Adult Education Programme	225,000
30081	St Joseph's Care & Support Trust	1,507,046
33610	St Joseph's Care & Support Trust	7,906,400
33826	St Joseph's Home	1,050,000
34012	St Joseph's Home for the Aged	1,417,487
31888	St Joseph's Home for the Aged	691,785
27562	St Mary's Children's Home	1,520,000
33411	St Michael's Children's Home	947,636
33678	St Monica's Centre	683,600
34487	Standerton Family Crisis Centre	465,276
33399	Stellenbosch Aids Action	231,010

33817	Stellenbosch Hospice	630,740
31838	Stellenbosch Night Shelter	35,000
31838	Stellenbosch Night Shelter	35,000
33261	Step By Step Preschool	790,600
34936	Stilfontein Child & Family Welfare Society	1,338,127
31767	Strand Dienssentrum	1,989,860
21699	Stroke Aid Society	100,000
22119	Stutterheim Education Trust	76,507
33913	Summerstrand Cheshire Home	347,881
27536	Sunnyside Samaritan Project	82,800
27536	Sunnyside Samaritan Project	82,800
34674	Sunnyside Samaritan Project	185,000
30330	Sunrise Home Based Care	438,976
30330	Sunrise Home Based Care	438,977
28551	Sunrise Special Care Centre	40,000
28267	Sunshine Centre Association	2,138,586
31355	Sunshine Centre Association	366,248
33952	Swellendam Advice & Development Centre	376,850
34549	Talitha Stimulation Centre Disabled Children	300,800
31572	Tamar Shelter Society	230,830
31778	TB Care Association	373,280
33524	TB Care Association	280,000
30098	Teddy Bear Clinic for Abused Children	610,227
34686	Teddy Bear Clinic for Abused Children	1,747,989
36846	Tembisa Child & Family Welfare	3,164,994
35443	Thabo Mbeki Development Trust for Disabled People	2,410,400
31288	Thabong Pre-Primary School	314,566
30605	Thandanani Centre	970,550
33975	Thandanani Centre	1,546,701
32228	Thandanani Service Centre	181,128
29073	Thandululo Counselling Organisation	232,402
34469	Thembelihle Day Care Centre	212,197
31040	Thembelihle Home	283,000
26005	Thembifundo Day Care Centre	90,268
26636	Thibela Bolwetse Project	186,200
31784	Think Twice	275,023
31784	Think Twice	275,024
31281	Thohoyandou Victim Empowerment Programme	979,233
30558	Thokoza Care for the Aged	231,395



23670	Tholulwazi Day Care Centre	46,480
34453	Thukakgaladi Integrated Development Project	126,800
32441	Thusanang Crèche	350,000
32441	Thusanang Crèche	139,800
37592	Thusanang Crèche	220,614
35785	Thusanang Home Based Care	506,455
34451	Thusanang Self Help Association	406,400
30726	Thusananga Home Based Care Association	110,745
30726	Thusananga Home Based Care Association	110,745
30668	Thusong Centre for the Disabled	594,259
22547	Thuthukani Old Age Day Care Centre	815,000
27206	Thuthukani Old Age Day Care Centre	342,200
21089	Thuthukani Stimulation Centre	100,000
30615	Tiqwa School	259,160
31481	Tirisano Networks	848,102
35269	Tirisano Networks	287,864
33510	Tirisano Training Organisation	74,620
26418	Tlamelang Day Care Centre	72,287
31309	Tlangelani Community Development Agency	452,525
31310	Tlangelani Community Development Agency	53,190
31311	Tlangelani Community Development Agency	66,000
31312	Tlangelani Community Development Agency	32,790
31313	Tlangelani Community Development Agency	96,915
31309	Tlangelani Community Development Agency	452,525
31310	Tlangelani Community Development Agency	53,190
31313	Tlangelani Community Development Agency	96,915
31311	Tlangelani Community Development Agency	66,000
23481	Together Action Group	150,000
36193	Topsy Shelter	1,444,176
34378	Training & Resources in Early Education	3,047,244
31842	Trauma Centre for Victims of Violence & Torture	954,000
33925	Trauma Centre for Victims of Violence & Torture	376,219
21693	Treasure Centre Community Centre	50,000
33318	Trompsburg Sentrum vir Bejaardes	410,430
33255	Trust Christian Outreach & Education	588,800
33641	Tshepong Centre for the Disabled	255,968
26378	Tshepong Fountain	259,047
34568	Tshepong Fountain	250,000
30579	Tshipi-Noto Primary School	3,125,500

31432	Tshireletso Against Women Abuse	140,800
35197	Tshireletso Against Women Abuse	548,560
24661	Tsholofelo Home Based Care Group	127,382
25270	Tshupe Hospice	125,628
34923	Tshupe Hospice	251,550
28577	Tshwane Deaf Association	463,207
28119	Tshwane Foundation	2,106,100
37037	Tshwane Leadership Foundation	1,450,000
31539	Tshwaranang Northern Region Resource Centre	481,555
34955	Tswelopele Adult Centre	253,191
21395	Tuiniqua Versorgings Sentrum vir Senior Bejaardes	173,392
34045	Tuiste vir Bejaardes	672,780
31850	Turfhall Cheshire Home	371,208
33316	Tygerberg Association for the Physically Disabled	297,598
33784	Tygerberg Hospice	1,074,100
30109	Tygerberg Hospice	144,492
31386	Ubuntu Workshop for the Blind	320,000
33766	Uitenhage Child & Family Welfare	457,955
31181	Umkhathizwe Primary School	150,500
34051	Umtapo Centre	1,293,217
31531	Umtata Child & Family Welfare Society	616,820
33737	Umtata Child & Family Welfare Society	389,600
33910	Umtata Child Abuse Resource Centre	762,058
30970	Umthathi Training Project	190,981
33529	Umvoti Aids Centre	427,000
33529	Umvoti Aids Centre	427,000
34331	Umzumbe District Child & Family Welfare Society	108,835
10789	Umzumbe District Child & Family Welfare Society	158,158
32201	Uniondale Integrated Empowerment Project	419,664
30517	United Cerebral Palsy Association	586,656
34690	United Cerebral Palsy Association	1,357,561
27227	Upper Karoo Advice & Development Agency	321,500
30552	Usindiso Ministries	312,150
33990	Usindiso Ministries	1,113,000
30552	Usindiso Ministries	312,150
35628	Usizo Diakonale Dienste	338,286
35273	Usizo Thuso Community Centre	458,982
26406	Utlwanang Council of Churches	225,000
33650	Valley Development Project	986,302



34301	Valley Trust	1,313,485
27231	Vanzylsrus Support Care Group	122,700
31113	Vermont Centre	547,882
34136	Verulam Regional Hospice	300,000
33867	Vezokuhle Youth Development Project	1,604,360
29078	Vhutshilo Mountain School	543,200
22652	Vhutshilo Mountain School	50,000
34316	Victorial Memorial Home	672,660
31401	Viljoenskroon Hospice	660,000
35927	Viljoenskroon Sentrum vir Bejaardes	458,710
32196	Virginia Child & Family Welfare Society	240,738
30679	Vita Nova Centre	620,000
34772	Vita Nova Centre	904,534
31014	Vrystaat Nasorg	764,921
33209	Vrystaat Nasorgsentrum	1,016,857
28499	Vrystaat Versorging in Aksie Hoofbestuur	485,452
33496	Vukhambe Association for the Multi Disabled	400,000
26563	Vulindlela Child & Family Welfare Society	67,000
31871	Vulindlela Educare Centre	50,000
30338	Vusanani Crèche & Pre-School	20,000
30772	Vuyani Primary School	1,771,223
33223	Walmer Soup Kitchen	561,510
34479	Waterberg Welfare Society	317,000
33470	Wellington Society for the Aged	511,530
34044	Wenakker	4,699,890
32242	West Coast Community HIV/Aids Initiative	100,000
31617	West Rand Association for the Physically Disabled	912,695
33499	Western Cape Cerebral Palsy Association	957,545
33827	Western Cape Forum for Intellectual Disability	307,399
33786	Western Cape Network on Disability	218,000
33824	Westlake United Church Trust	1,070,690
34885	White River Child & Family Welfare Society	377,640
30658	Wide Horizon Hospice	1,475,000
33622	Wide Horizon Hospice	784,748
33236	Winterberg School Trust	499,901
23624	Winterveldt Community Project	318,400
34655	Winterveldt Community Project	409,420
22369	Wisani Community Project	400,000
25819	Witbank Hospice	500,000

24579	Witbank Society for the Aged	587,648
34019	Witbank Society for the Aged	550,000
30501	Witkoppen Health & Welfare Centre	943,196
31110	Wola Nani	1,257,242
33813	Wola Nani	1,500,000
36301	Wolmer Community Project	714,100
33348	Women on Farms Project	500,000
33521	Women's Legal Centre Trust	775,870
33474	Woodside Special Care Centre	1,815,527
32236	Worcester Child & Family Welfare Society	578,000
33462	Worcester Child & Family Welfare Society	607,836
33508	Worcester Ekumeniese Gemeenskapdiens	201,700
34309	World Changers Academy	138,939
34139	Yabonga Children's Project	723,836
34780	Yatsar Centre	373,528
21700	Youth Development Outreach	500,000
24194	Youth for Christ SA	1,500,000
33270	Zandvliet Care Facility	195,000
26409	Zeerust Tehuis vir Bejaardes	759,126
34365	Ziphakamise	2,291,694
34292	Ziphatheleni Community Development	615,918
25583	Zisize Ingwavuma Educational Trust	201,425
34236	Zithuthukise Development Organisation	497,000
34236	Zithuthukise Development Organisation	497,000
22215	Zizameloni Itekeleng Pre School	50,000
31042	Zwelibanzi Inclusive Assistance Programme	83,650
21847	Zwelihle Welfare Society	150,000
TOTAL		1,102,532,220

Sports Payments:

Project No.	Beneficiary	Amount (R)
13394	IKheis Municipality	365,715
32957	Aberdeen Soccer Club	195,000
23812	Aha Setjhaba Primary School	350,000
32293	Akido Federation of South Africa	480,000
33008	Alberhart Tennis Club	399,000
32958	Amanzimtoti Tennis Club	448,647
38989	Andisa Primary School	300,000



25806	Angus Gillis Charitable Trust	47,500
38402	Arcadia Special School	658,653
32607	Association for Autism Pretoria	29,800
24088	Athletics Gauteng North	400,000
32839	Athletics Gauteng North	584,592
32662	Athletics North West North	1,836,000
38571	Athletics South Africa	8,866,356
25597	Athletics South Africa	2,078,678
32384	Athletics South Africa	3,000,000
32384	Athletics South Africa	3,000,000
32384	Athletics South Africa	2,000,000
38506	AW Barnes Primary School	500,000
37471	Bababa Secondary School	510,000
32385	Badminton South Africa	1,724,800
25753	Bafedi Primary School	350,000
27731	Bahlaloga Secondary School	250,000
37643	Bakone Nkwe Secondary School	500,000
37787	Bakone Primary School	500,000
37763	Bakwena Senior Secondary School	500,000
24928	Basketball South Africa	816,667
24928	Basketball South Africa	816,667
39367	Bathja Primary School	400,000
33092	Bay City Soccer School	18,600
23867	Bazini Primary School	100,000
38420	Beaunhurst School	700,000
23876	Bekezela Primary School	150,000
14375	Bellville Sports Federation	225,000
27408	Berea Lawn Tennis Club	300,000
11325	Bergvriër Municipality	404,000
32830	Big Bay Surf Lifesaving Club	244,750
32575	Blind Bowlers Boland Region	87,500
25060	Blomvlei Primary School	250,000
32983	Blue Bulls Rugby Union	175,750
37490	Bogwasha Primary School	338,759
24738	Bohwelabatho Primary School	50,000
24904	Boingotlo Middle School	398,500
25315	Boitshoko Primary School	350,000
37664	Boke High School	50,000
32889	Boland Netball	426,585

32613	Boland Rugby Union	1,681,407
33151	Border Canoe Club	102,000
24967	Border Hockey Association	1,167,500
26302	Border Kei Cricket Union	390,638
32668	Border Rugby Football Union Development	1,000,000
38038	Bosele School for Blind & Deaf	550,000
25544	Bowls South Africa	515,246
25544	Bowls South Africa	515,246
19738	Bowls South Africa	498,000
25541	Boxing South Africa	695,000
32783	Breedekloof Wine & Tourism	600,000
32451	Cape Peninsula University of Technology	2,250,000
32620	Capricorn FET College	1,005,000
32584	Carel du Toit Trust	51,697
32867	Central Gauteng Athletics	411,100
19651	Central Hockey Club	275,000
32447	Central University of Technology Free State	2,250,000
32447	Central University of Technology Free State	2,250,000
24980	Charlie Hofmeyr High School	330,600
32367	Chessa South Africa	473,000
24365	Chizela Junior Secondary School	250,000
27682	Citrusdal Golf Club	450,000
25521	City of Cape Town	1,500,000
24976	College of Cape Town	1,000,000
32667	College of Cape Town	828,686
24595	Collegians Rugby Football Club	200,000
38508	Cradock High School	618,570
32721	Darling Cricket Club	450,000
37480	David Luvhimba Secondary School	350,000
37941	De Hoop Public School	500,000
23963	De Wagendrift Combined School	250,000
32578	Deaf Community of Cape Town	116,000
25370	Delportshoop Primary School	250,000
37465	Denga Secondary School	300,000
25062	Dennegeur Avenue Primary School	50,000
25472	Diamantveld High School	350,000
24837	Diphuthi Primary School	307,500
27113	Disabled People SA Southern Transvaal	372,220
25317	Dr EP Lekhela School	250,000



24163	DRC Junior Secondary School	50,000
38981	Duduzile Secondary School	300,000
32589	Durban & Coastal Mental Health	56,325
32960	Durban Golf Club	450,000
32794	Durban North Gymnastics Club	394,343
37507	Dzata Secondary School	700,000
32405	Eastern Cape Academy of Sport	1,310,503
32405	Eastern Cape Academy of Sport	1,310,503
24371	Eastern Cape Amateur Boxing	955,333
32629	Eastern Cape Women's Golf Association	50,000
26216	Eastern Province Aquatics	1,000,000
26298	Eastern Province Hockey Federation	546,375
15739	Eastern Province Rugby Union	2,549,075
25852	Eastern Province Underwater Union	250,000
26586	Eastern Province Volleyball Union	560,441
32842	Easterns Baseball Association	699,200
32593	Eersterus Care & Training Centre	18,462
24188	Ekuphumleni Primary School	150,000
23850	Ekuseni School Committee Fund	150,000
23896	Embokodweni Combined School	250,000
26710	Emmanuel Christian School	350,000
32532	Emnambithi/Ladysmith Municipality	1,280,000
25502	Emthanjani Municipality	638,333
23941	Emthanjani Primary School	150,000
23844	Endabeni Primary School	250,000
25220	Enoch Mthetho SS School	294,690
37503	EPP Mhinga Secondary School	305,000
38040	Ereskuld Community Intermediate School	506,217
32459	Ezingolani Municipality	1,000,000
23908	Ezwenilethu Primary School	250,000
24937	Fairview Rovers Football Club	80,922
33109	False Bay College	1,009,128
38127	Fedansa Gauteng	274,640
32892	Fedansa Western Cape	368,500
25590	Federation of Dance Sport SA	548,900
32316	Federation of Dance Sport SA	1,000,000
37510	Fhatuwani Secondary School	253,000
25447	Ficksburg Bowling Club	212,000
32653	Flavius Mareka FET College	987,500

37516	Fofeza School	400,000
32790	Forest Farm Centre	45,000
32321	Free State Academy of Sport	947,625
25975	Free State Cricket Union	1,166,667
25975	Free State Cricket Union	1,166,666
25968	Free State Rugby Union	817,333
37713	Fuyatha Primary School	300,000
32615	Gauteng Canoe Union	354,640
33080	Gauteng East Tennis Association	424,980
24134	Gauteng Gymnastics Association	511,386
32617	Gauteng Gymnastics Association	589,767
16091	Gauteng North Wrestling	322,500
27687	George Bowling Club	50,000
32784	Ghetto Institute of Soccer Academy	450,000
23890	Gijamphezeni Primary School	150,000
24781	GJ Podile Primary School	250,000
32896	Glenwood High School Old Boys Club	450,000
33094	Golden Lions Rugby Union	572,900
25981	Goldfields FET College	666,667
25981	Goldfields FET College	666,667
33070	Grahamstown Golf Club	42,169
25357	Grange Primary School	50,000
37554	Great North Softball Association	399,572
25355	Greenpoint Secondary School	50,000
32641	Griffons Rugby Union	1,110,000
32641	Griffons Rugby Union	1,110,000
26020	Griqualand West Cricket Board	275,000
32634	Griqualand West Cricket Board	842,500
32634	Griqualand West Cricket Board	842,500
27069	Griqualand West Hockey Association	1,000,000
25515	Griqualand West Rugby Union Development	315,000
25198	Griqualand West Rugby Union Development	448,400
25361	Griquatown Intermediate School	50,000
24952	Groenberg Secondary School	282,579
25179	Groendal Secondary School	250,000
37577	Gwamasenga Secondary School	50,000
37497	Gwara Gwara Primary School	27,635
32919	Harlequin Rugby Club	164,000
25879	Harmony Athletic Club Eastern Province	400,000



25017	Hlane Junior Secondary School	194,260
23987	Hlazane Primary School	150,000
23764	Hoër Tegniese Skool Vereeniging	350,000
24031	Holy Family Building Fund	250,000
25363	HTT Bidi Memorial Primary School	250,000
37496	Ikageng Primary School	300,000
25214	Ikaya Primary School	350,000
24707	Ikopanyeng Middle School	350,000
23968	Imemeza High School	350,000
23839	Impumelelo Primary School	350,000
23965	Ingwavuma Secondary School	150,000
23981	Injula Combined School	150,000
32574	Institute for the Blind Industries	35,559
25600	International Institute for Sport & Science Fitness Training SA	417,854
32583	Irene Homes	144,467
24973	Isalathiso Primary School	50,000
24063	Itemogele Primary School	50,000
23809	Itumeleng Mabelle Primary School	700,000
37715	Jim Rhangane Secondary School	500,000
24110	Johannesburg Canoe Club	300,000
32979	Johannesburg Child Welfare Society	172,046
32906	Johannesburg Gymnastics Centre	450,000
25420	John Mbhedlhe Secondary School	250,000
25584	Judo South Africa	260,824
32755	Judo South Africa	1,000,000
25584	Judo South Africa	659,172
26737	Judo Southern Free State Association	250,000
24699	Kabelo Primary School	250,000
26998	Kakamas Private Golf Club	600,000
24375	Kanyalanga Primary School	350,000
24893	Kebinelang Middle School	210,250
24893	Kebinelang Middle School	210,250
23935	Keledi Secondary School	150,000
23970	Kennen Primary School	150,000
25375	Kevin Nkoane Primary School	350,000
37485	Kgaphola Matlala Secondary School	500,000
37783	Kgoroshi Primary School	500,000
24800	Kgosi Shope Middle School	258,500
24128	Kgotlelelang Primary School	250,000

32633	Kimberley Cricket Association	50,000
32773	Kimberley Golf Club	600,000
32774	Kimberley Town Bowling Club	490,200
26931	Kim-Kgolo Primary School	50,000
26352	King David Golf Club	293,627
37590	King's Court School	400,000
37487	Koboti Junior Primary School	300,000
23855	Kohlokolo Primary School	280,000
27714	Kokstad Golf Club	450,000
37521	Komape Molapo Primary School	500,000
32825	Kosh Cricket Club	400,000
24052	Kristo Nkosi Primary School	350,000
39438	Kuswag School	400,000
23840	Kwa Qondile Primary School	50,000
23916	Kwakwari Primary School	150,000
23823	KwaMame Primary School	250,000
12589	KZN Academy of Sport	634,000
32630	KZN Athletics	1,144,033
19823	KZN Canoe Union	250,000
32625	KZN Hockey Association	325,600
27161	KZN Rowing Association	500,000
32628	KZN Rugby Union	1,883,800
25201	Laerskool Brandvlei	350,000
24752	Legaletlwa High School	50,000
23937	Lekanang Primary School	250,000
37644	Lekane School	508,000
32974	Leopard's Rugby Union	410,000
32332	Limpopo Academy of Sport	1,400,000
39053	Londhinda Primary School	250,000
37470	Lucas Ratshialingwa School	50,000
25277	Lufule Primary School	250,000
25277	Lufule Primary School	250,000
37586	Luheni Primary School	50,000
37720	Lusaka Primary School	500,000
25131	Lwamondo High School	250,000
24441	Mabhumane Primary School	350,000
24834	Madibong Primary School	50,000
24765	Madikanono Primary School	50,000
23934	Madikoti Primary School	150,000



39003	Madizi Secondary School	50,873
23886	Magaduzela Primary School	250,000
24779	Makadikwe Primary School	50,000
37578	Makantane Primary School	500,000
24906	Makapanstad Primary School	50,000
24002	Makata Secondary School	150,000
37579	Makeke Primary School	500,000
37912	Makgabo Primary School	500,000
37639	Makgato High School	50,000
37561	Makhabene Primary School	53,950
23816	Makhloaneng JP School	350,000
37750	Makheala Primary School	52,940
23973	Makhosana Senior Secondary School	250,000
37729	Makoma Secondary School	700,000
24883	Malefo High School	350,000
24751	Malekgobo Primary School	250,000
37585	Maloba Primary School	500,000
24919	Mamogale Segale Primary School	350,000
24919	Mamogale Segale Primary School	350,000
24746	Mampuru School Committee	283,125
37784	Manchimudi Primary School	500,000
24692	Mandalay Primary School	50,000
32736	Mandeville Sports & Social Club	450,000
23943	Mandlakababa Primary School	350,000
27338	Maokeng Primary School	350,000
23966	Maoloshe Primary School	150,000
37514	Maphotle Primary School	500,000
37572	Maphuphe School Committee	250,000
38315	Maphutha Secondary School	300,000
37747	Mapula Primary School	294,875
34168	Marine Surf Lifesaving Club	640,257
33114	Maritzburg Golf Club	600,000
23826	Marobe Primary School	350,000
33049	Martial Arts & Games Committee South Africa	750,000
32588	Masizame Training Centre	42,000
23990	Masokaneni CP School	110,000
37488	Matavha Primary School	700,000
23882	Mathukwane Secondary School	250,000
23882	Mathukwane Secondary School	250,000

37668	Matome Modika School	50,000
25038	Matshangwane Primary School	350,000
37667	Matswidikanye Primary School	50,000
37589	Matuma Primary School	50,000
39163	Mawewe Primary School	293,523
37484	Mbilwana Primary School	492,000
18407	Mbombela Local Municipality	1,100,000
23859	Mbopha High School	150,000
23861	Mdinwa Primary School	150,000
23847	Mdudla Primary School	150,000
30217	Meerensee Equestrian Club	372,060
18984	Mfundo Thuto School	275,000
24042	Mgwayini Primary School	250,000
33116	Midlands Rugby Sub-Union	800,199
33033	Mighty Squad Football Club	80,000
37958	Mmamakwa Primary School	500,000
37662	Mmankopana Primary School	50,000
39081	Mmasekaseka Middle School	400,000
23950	Mnyamana Primary School	250,000
37778	Modubane Primary School	430,000
23824	Mohobo Public School	350,000
24881	Mokitime Primary School	350,000
25097	Mokone Primary School	193,000
37658	Mokwasele Primary School	51,824
33130	Molweni Flames Basketball Association	123,177
32478	Moses Kotane Local Municipality	1,138,395
37660	Moshakga Primary School	403,800
23933	Mosipa Secondary School	150,000
23794	Mosiuoa Lekota Secondary School	150,000
37692	Mothomeng Primary School	50,000
26995	Mphephu Secondary School	50,000
32329	Mpumalanga Academy of Sport	1,627,500
32638	Mpumalanga Cricket Union	1,500,000
32638	Mpumalanga Cricket Union	1,100,000
33023	Mpumalanga Tennis Association	731,674
26384	Mpumalanga Wrestling Association	260,000
24062	Mqiniswa Primary School	350,000
23856	Mshengu Inclusive School	150,000
39093	Mthayiza Primary School	243,400
37509	Mugoidwa Secondary School	275,000



37498	Muhuyuwathomba Secondary School	50,000
37494	Mulangaphuma Primary School	340,000
37478	Mulenga Secondary School	300,000
11315	Municipality Bergrivier	366,666
37984	Munwai Primary School	500,000
23952	Musi Combined Primary School	250,000
37587	Muongamunwe Primary School	50,000
26435	Muvhavha Secondary School	50,000
32715	Mzansi Golf Development	450,000
30184	Natal Midlands Hockey Association	467,500
32959	Natal Midlands Hockey Association	1,794,264
32658	NC Rural FET College	1,036,980
24363	Ndamase Senior Secondary School	350,000
39123	Ndebele College of Education	1,000,000
25466	Neilersdrift Primary School	350,000
25466	Neilersdrift Primary School	350,000
32285	Netball SA	2,000,000
24926	Netball SA	1,465,000
32285	Netball SA	2,000,000
24342	Newcastle Golf Club	300,000
37676	Ngwako Primary School	500,000
38404	Njokweni High School	49,711
24897	Nkobong High School	297,850
12602	Nkomazi Municipality	1,333,000
38065	Nkomo Primary School	450,000
37565	Nkoshilo Secondary School	500,000
25098	Nnditsheni Secondary School	250,000
23846	Nobiya High School	250,000
23846	Nobiya High School	250,000
23864	Nomaganga Primary School	50,000
32663	North West Cricket Board	934,685
32679	North West Hockey Association	270,000
32430	North West University Main Account	2,205,311
33117	Northern Areas Soccer Board Port Elizabeth	1,582,800
32612	Northern Cape Academy of Sport	1,500,000
32684	Northern Free State Jukskei Union	822,050
25057	Nqadu Junior Secondary School	46,610
23834	Nqobizazi Secondary School	250,000
27162	Ntambanana Municipality	333,333
37492	Nwamalobye High School	300,000
23889	Nyenye Primary School	250,000

27974	Old Oak Bowling Club	333,122
32711	Old Parktonian Sports Club	450,000
32649	Orbit FET College	931,630
24698	Orkney Primary School	350,000
24941	Panorama Primary School	350,000
37476	Patrick Ramaano Secondary School	700,000
32843	Peninsula Blind Bowlers	52,520
26709	PEPPS Polokwane School	250,000
25347	Pescodia Primary School	250,000
37956	Phagameng High School	450,000
37705	Phalatlou Secondary School	500,000
37947	Phaudi Primary School	50,000
24726	Phutanang Primary School	250,000
37719	Phutikwena Combined Public School	500,000
24777	Piet Aphane Secondary School	50,000
32942	Pinetown Hockey Club	50,000
32737	Pisces Swimming Club	271,359
25169	Pitso Jantjies High School	350,000
25051	Plantation Primary School	350,000
13527	Port Shepstone Volley Ball Association	150,000
24172	Port St John's Secondary School	250,000
13816	Potchefstroom Municipality	467,000
25537	Powerboat South Africa	990,000
23880	Prince SJ Mahlangu School	350,000
32802	Progress Rugby Club	189,214
39134	Qalabocha Primary School	300,000
23831	Qomukuphila Primary School	150,000
23860	Qongwana Primary School	150,000
37540	Raluthaga Senior Primary School	60,000
37752	Rama Secondary School	500,000
37732	Ramakhuma Primary School	119,460
37473	Rammupudu Primary School	258,500
37781	Rampuru Primary School	500,000
32453	Randfontein Local Municipality	500,000
25358	RD Williams Primary School	319,200
23830	Reatile Primary School	350,000
26010	Reitz Golf Club	592,515
15808	Rhodes University Sports Administration	835,500
32727	Rietondale Tennisklub	300,000
24453	Rietpoort RK Primary School	50,000



32261	Roller Sport South Africa	738,375
32261	Roller Sport South Africa	738,375
25366	Roodepan Primary School	50,000
25385	Rosendal Primary School	250,000
37794	Rosenkrantz Community Primary School	500,000
32303	Rowing South Africa	2,720,834
32303	Rowing South Africa	2,720,834
32506	Rustenburg Local Municipality	504,000
32380	SA Amateur Fencing Association	1,031,257
32380	SA Amateur Fencing Association	1,031,257
38110	SA Equestrian Council	2,387,500
32391	SA Football Association	2,224,000
23769	SA Football Association	2,273,952
9174	SA Football Association	511,450
9172	SA Football Association	507,100
27728	SA Golf Association	405,400
24360	SA Lifesaving	283,000
38824	SA Lifesaving	997,500
32260	SA Model Aircraft Association	610,000
12482	SA National Amateur Boxing Organisation	438,530
25551	SA National Archery Association	398,272
27025	SA Police Sport Club	600,000
27141	SA Riding for the Disabled Association	300,000
11564	SA Riding for the Disabled Association	774,953
32689	SA Sheep Shearing Federation	551,044
32689	SA Sheep Shearing Federation	551,045
23595	SA Sport Aerobics & Fitness Federation	421,581
25578	SA Sport Association for the Physically Disabled	1,000,000
32259	SA Sport Association for the Physically Disabled, Archery	177,617
32267	SA Sports Anglers & Casting Confederation	322,500
32454	SA Sports Association for the Intellectually Impaired	647,500
32414	SA Sports Association for the Intellectually Impaired	500,000
5991	SA Sports Association for the Intellectually Impaired	143,435
32414	SA Sports Association for the Intellectually Impaired	3,313,610
32313	SA Taekwondo Federation	1,076,121
32266	SA Transplant Sports Association	713,250
32415	SA Water Ski Federation	396,000
32318	SA Weightlifting Federation	1,400,000

32318	SA Weightlifting Federation	1,400,000
32688	SAFA Umzinyathi	514,250
23547	Sailing South Africa	850,303
32903	Saints Football Club	300,000
23862	Sambane Combined Primary School	250,000
32759	Sandriver Golf Club	297,500
25150	Saron Primary School	50,000
32263	SASCOC	17,727,000
33125	Sasol Wrestling Club	390,086
38433	Schornville Primary School	647,853
32751	Scottburgh Golf Club	280,000
23772	Seana Marena Secondary School	250,000
37900	Sebele Intermediate School	400,000
24750	Sebitja Secondary School	50,000
25203	Sederberg Primary School	50,000
32664	Sedibeng College for FET	1,100,000
37911	Sefataladi Primary School	500,000
23897	Sehlakwana Primary School	250,000
24911	Seile Primary School	50,000
37785	Sekati Secondary School	32,500
23813	Sekgothadi Public School	348,000
24792	Sekolopo Middle School	250,000
24767	Sekwati Primary School	250,000
37699	Sethong Primary School	46,000
23829	SH Gumede Primary School	50,000
25354	Shikundu High School	50,000
37709	Sibisi Primary School	500,000
23815	Sihlengiwe Secondary School	150,000
23974	Sinethezekile Public Primary School	250,000
23942	Sisabonga Primary School	250,000
23905	Sithembiso Primary School	150,000
23819	Sitintile Secondary School	250,000
23819	Sitintile Secondary School	250,000
23888	Sivumelene Secondary School	150,000
38509	Siyabalalwa High School	49,711
23777	Sizanani Thusanang Comprehensive School	350,000
23907	Sobantu Secondary School	250,000
38360	Sobantu Senior Secondary School	398,986
39175	Sogasa Primary School	29,284



24719	Sol Plaatje Secondary School	350,000
32734	Sophiatown Soccer Academy	102,000
23800	Soshangaan Primary School	350,000
25588	South African Cycling Federation	625,000
32262	South African Cycling Federation	2,000,000
32262	South African Cycling Federation	2,000,000
32341	South African Deaf Sport Federation	1,185,415
32341	South African Deaf Sport Federation	2,230,000
25595	South African Disabled Golf Association	394,167
25595	South African Disabled Golf Association	394,167
26371	South African Golf Development Board	565,000
32268	South African Gymnastics Federation	2,000,000
27620	South African Gymnastics Federation	1,690,334
27620	South African Gymnastics Federation	1,690,332
32420	South African Handball Federation	829,290
38114	South African Hockey Association	2,677,500
32334	South African Korfbal Federation	718,965
32302	South African Orienteering Federation	510,000
32378	South African Rugby Football Union	2,084,500
38652	South African Rugby Football Union	1,000,000
32418	South African Table Tennis Board	1,868,622
38557	South African Table Tennis Board	3,000,000
32399	South African Tennis Association	5,948,800
26891	South African Wrestling Federation	456,334
37812	South African Wrestling Federation	698,280
32669	South Cape FET College	250,000
32929	South Western District Rugby Football Union	1,947,311
32990	South Western Districts Cricket Board	340,000
32943	Southern Natal Surfriders Association	299,400
33120	Soweto Canoe & Recreation Club	600,000
32416	Special Olympics South Africa	767,605
32562	Sports Against Crime & HIV	102,950
32611	Sports Trust	2,112,066
23788	Springs Boys High School	350,000
23788	Springs Boys High School	350,000
27111	Squash South Africa	828,667
32264	Squash South Africa	1,500,000
33136	St Martins Softball Club	95,571
25184	St Michaels Primary School	350,000

25377	St Peters Primary School	250,000
24722	Stellenbosch Municipality	333,333
32364	Surfing South Africa	483,690
25398	Surfing South Africa	641,179
38418	Susannah Fourie Primary School	200,000
32389	Swimming South Africa	5,750,000
32389	Swimming South Africa	5,750,000
23786	Tataiso Primary School	350,000
33026	Tenpin Bowling Association of South Africa	500,000
23901	Thandanani CP School	350,000
23912	Thandulwazi Primary School	250,000
23912	Thandulwazi Primary School	250,000
16132	Thengwe High School	253,740
23820	Thibella Intermediate School	350,000
37704	Thokgwaneng Primary School	500,000
37679	Thomas Ntshavheni Primary School	500,000
24862	Thulaganyo Middle School	350,000
23885	Thulasizwe Primary School	150,000
24703	Thutlwane Primary School	250,000
24875	Tiisetso Primary School	237,500
32670	Tiqwa School	35,287
32599	Tlangelani Community Development Agency	321,879
26688	Tihabeleni Primary School	350,000
31436	Tlokwe Potchefstroom City Council	3,028,724
37489	Tondalushaka Secondary School	275,000
32561	Transkei Youth Development Project	1,500,000
25957	Triathlon Free State	250,000
32564	Triest Training Centre	603,830
37921	Tshakhuma Junior Primary School	50,000
24917	Tshiamelo Primary School	350,000
37469	Tshitwa Secondary School	500,000
37576	Tshilidzini School for Special Education	410,000
25128	Tshilivho Primary School	50,000
37678	Tshimiluni Senior Primary School	500,000
23792	Tshireletso Public School	350,000
37483	Tshiungulela Secondary School	260,000
24106	Tshwane University of Technology	375,000
24065	Tsimong South Sotho Primary School	150,000
38059	Tsoge Primary School	500,000



37699	Tumedi Primary School	500,000
24161	Tungweni Junior Secondary School	250,000
26015	Umsobomvu Municipality	1,080,000
37718	Umthombo Wemfunda Primary School	500,000
33082	Umthombo Woluntu Development Excellence	210,000
32981	Union Tennis Club Foundation	329,750
32339	United Cricket Board of South Africa	2,000,800
19078	University of Fort Hare	734,000
32450	University of KwaZulu Natal	2,102,581
19017	University of Pretoria (TuksSport Mamelodi Campus)	290,000
24910	University of Pretoria (TuksSport)	1,500,000
32436	University of Pretoria (TuksSport)	2,610,265
32425	University of Stellenbosch	1,567,500
32431	University of the Free State	2,309,029
12423	University of the Western Cape	349,508
24166	Vaal University of Technology	1,233,333
23926	Verena Primary School	150,000
37499	Vhembe FET College	666,000
25470	Victoria West High School	350,000
23548	Volleyball South Africa	1,801,459
32314	Volleyball South Africa	5,155,000
24956	Volleyball South Africa	1,805,000
13890	Vooruitsig Primary School	120,000
32560	Vryburg Sport & Recreation Union	500,000
23910	Vumazonke JP Foundation Phase School	350,000
25429	Warrenton Public School	233,700
32923	Wasbank Boxing Club	265,000
38061	Welgelegen Primary School	500,000
32645	Welkom Tennis Club	392,000
25170	Wellington Primary School	250,000
32732	Wemmer Pan Aquatic Club	452,676
25604	Western Cape Rowing	1,466,400
24963	Western Province Athletics	441,507
24711	Western Province Cricket Association	379,000
32765	Western Province Cricket Association	880,000
24513	Western Province Cycling for People with Physical Disabilities	50,000
24884	Western Province Lifesaving	231,530
27048	Western Province Rugby Football Union	1,266,666
27684	Western Province Table Tennis	280,500

24706	Western Reefs Primary School	250,000
32402	Wheelchair Tennis South Africa	821,584
32402	Wheelchair Tennis South Africa	821,584
33118	Whites Golf Club	394,000
25368	Willie Theron Primary School	302,500
32901	Wisdom Soccer Academy	300,000
32781	Women's High Performance Artistic Gymnastics Organisation	127,150
23915	Yigugulethu Primary School	350,000
32913	Young Sport Developers	50,000
23871	Zakheni High School	250,000
23874	Zidobhele Senior Secondary School	250,000
23874	Zidobhele Senior Secondary School	250,000
	TOTAL SPORTS	372,133,491